

London to Winchester, Fareham, Portsmouth, Southampton, Lymington, Yarmouth (IOW), Bournemouth and Weymouth

Mondays to Fridays until 19 September

Operator Days of operation/Notes 1st Class/Reservations/Bus/Ferry	SW	SW	SW	SW	SW	SW	SW	SW	SW	GW	SW	SW	SW	SW	SW	SW	SW	SW
	□	□	□	□	☞	□	□	□	□	A	B	□	C	□	☞	□	□	□
London Waterloo (WAT) ☞ 15 d													0530					
Clapham Junction (CLJ) 10 d													0537u					
Woking (WOK) d													0601					
Farnborough (Main) (FNB) d																		
Fleet (FLE) d																		
Reading (RDG) 7 d																		
Basingstoke (BSK) d													0621					
Micheldever (MIC) d																		
Winchester (WIN) d													0638					
Shawford (SHW) d													0642					
Romsey (ROM) d												0558						
Chandlers Ford (CFR) d												0606						
Eastleigh (ESL) 3 a												0611		0648				
Eastleigh (ESL) 3 d									0601		0612	0628	0649			0702		
Hedge End (HDE) d									0607			0634				0708		
Botley (BOE) d									0611			0638				0712		
Fareham (FRM) a									0619			0646				0720		
Portchester (PTC) a									0625			0652				0726		
Cosham (CSA) a									0630			0657				0730		
Hilsea (HLS) a									0635			0702				0735		
Fratton (FTN) a									0639			0706				0739		
Portsmouth & Southsea (PMS) a									0642			0711				0743		
Portsmouth Harbour (PMH) ☞ a									0646			0716				0748		
Southampton Airport Parkway (SOA) ☜ d											0616		0653					
Swaythling (SWG) d											0618							
St Denys (SDN) d											0625							
Southampton Central (SOU) a											0630		0700					
Southampton Central (SOU) d							0622					0632		0702				0730
Millbrook (Hants) (MBK) d												0635						
Redbridge (RDB) d												0638a						0735
Totton (TTN) d							0628						0707					0738
Ashurst New Forest (ANF) d							0632											0742
Beaulieu Road (BEU) d																		0747
Brockenhurst (BCU) 3 a							0640						0718					0753
Brockenhurst (BCU) 3 d		0559	0615	0629		0641	0659						0718	0729				0757
Lymington Town (LYT) d		0607		0637			0707							0737				0807
Lymington Pier (LYP) a		0609		0639			0709							0739				0809
Lymington Pier (LYP) ☞ d					0650										0750			
Yarmouth (I.O.W.) (YMH) ☞ a					0730										0830			
Sway (SWY) d			0620			0646							0723					
New Milton (NWM) d			0625			0651							0728					0804
Hinton Admiral (HNA) d			0629			0655							0732					
Christchurch (CHR) d			0634			0700							0737					0811
Pokesdown (POK) d			0637			0703							0740					
Bournemouth (BMH) a			0641			0707							0744					0817
Bournemouth (BMH) d	0611		0644			0712							0746				0804	0818
Branksome (BSM) d	0616		0649			0717							0751				0809	0823
Parkstone (Dorset) (PKS) d	0619		0652			0720							0754				0812	0826
Poole (POO) 4 a	0623		0655			0723							0757				0816	0830
Poole (POO) 4 d	0624		0657			0725							0758				0817	
Hamworthy (HAM) d	0629		0702			0730							0803				0822	
Holton Heath (HOL) d	0633		0706			0734							0807				0826	
Wareham (WRM) d	0638		0711			0739							0812				0831	
Wool (WOO) d	0644		0717			0745							0819				0837	
Moreton (Dorset) (MTN) d	0650		0725			0751							0825				0843	
Dorchester South (DCH) d	0658		0735f			0759							0833				0851	
Dorchester West (DCW) d										0810								
Upwey (UPW) d	0705		0741			0806				0818			0839				0858	
Weymouth (WEY) a	0709		0746			0810				0825			0844				0902	

Ferry services between Lymington and Yarmouth are operated by Wightlink. www.wightlink.co.uk or call 0333 999 7333

For the complete service between London and Basingstoke see table 152, and between Reading and Basingstoke table 120

For the complete service between Romsey and Southampton, also between Fareham and Portsmouth see table 156

NOTES (see introductory pages for explanation of train operator codes and standard symbols)

- a Arrival time
- d Departure time
- u Stops to pick up only
- f Arrives 3 minutes earlier
- A From Westbury
- B From Salisbury to Salisbury
- C Also calls at Wimbledon 0543

London to Winchester, Fareham, Portsmouth, Southampton, Lymington, Yarmouth (IOW), Bournemouth and Weymouth

Mondays to Fridays until 19 September

Operator	SW D	SW E	XC	SW	SW	SW	SW	SW	SW	SW D	SW F	XC G	SW	SW	GW H	SW	SW	SW
Days of operation/Notes 1st Class/Reservations/Bus/Ferry Catering facilities	□	□	□◇ ⚓	□	□	□ ⚓	□	□	□	□	□	□◇ ⚓	□	□	□	□	□	□
London Waterloo (WAT)	15 d			0630						0703		0642		0735				0805
Clapham Junction (CLJ)	10 d			0637u						0710u		0649u						0812u
Woking (WOK)	d	0620		0657						0730		0720		0800				
Farnborough (Main) (FNB)	d	0634										0734						
Fleet (FLE)	d	0639										0739						
Reading (RDG)	7 d											0752						
Basingstoke (BSK)	d	0700		0718						0750		0800	0811	0819				0849
Micheldever (MIC)	d	0710										0810						
Winchester (WIN)	d	0719		0735						0807		0820	0827	0836	0841			0906
Shawford (SHW)	d			0740								0825		0845				
Romsey (ROM)	d	0707									0807							
Chandlers Ford (CFR)	d	0714									0814							
Eastleigh (ESL)	3 a	0720	0728	0745							0820	0830		0845	0851			
Eastleigh (ESL)	3 d	0721	0729	0746							0821	0831		0846	0851			
Hedge End (HDE)	d		0735									0837						
Botley (BOE)	d		0739									0841						
Fareham (FRM)	a		0747									0849						
Portchester (PTC)	a		0753									0855						
Cosham (CSA)	a		0757									0859						
Hilsea (HLS)	a		0803									0904						
Fratton (FTN)	a		0807									0908						
Portsmouth & Southsea (PMS)	a		0811									0912						
Portsmouth Harbour (PMH)	⚓ a		0815									0918						
Southampton Airport Parkwy (SOA)	↔ d	0726		0750						0819		0825		0835	0850	0855		0914
Swaythling (SWG)	d	0728										0827						
St Denys (SDN)	d	0731										0830						
Southampton Central (SOU)	a	0736		0757						0826		0835		0842	0857	0902		0922
Southampton Central (SOU)	d	0738		0756	0759					0827		0837		0846	0859	0906		0925
Millbrook (Hants) (MBK)	d	0741										0840						
Redbridge (RDB)	d	0745a										0843a						
Totton (TTN)	d			0804						0833					0911			
Ashurst New Forest (ANF)	d			0809											0916			
Beaulieu Road (BEU)	d			0813														
Brockenhurst (BCU)	3 a		0809	0819						0843				0912	0924			0939
Brockenhurst (BCU)	3 d		0810	0820	0835					0844	0910			0913	0925			0940
Lymington Town (LYT)	d				0843						0918							0950
Lymington Pier (LYP)	a				0845						0920							0952
Lymington Pier (LYP)	⚓ d					0900												
Yarmouth (I.O.W.) (YMH)	⚓ a					0940												
Sway (SWY)	d			0825						0849					0929			
New Milton (NWM)	d			0830						0854					0934			0947
Hinton Admiral (HNA)	d			0834						0858					0938			
Christchurch (CHR)	d			0839						0903					0943			0954
Pokesdown (POK)	d			0842						0906					0947			0958
Bournemouth (BMH)	a		0824	0846						0910			0913	0928	0953			1002
Bournemouth (BMH)	d			0848						0904	0912				0932			1005
Branksome (BSM)	d			0853						0909	0917				0937			1010
Parkstone (Dorset) (PKS)	d			0856						0912	0920				0940			1015
Poole (POO)	4 a			0859						0916	0923				0943			1018
Poole (POO)	4 d			0900						0917					0944			1022
Hamworthy (HAM)	d			0905						0922					0949			1016
Holton Heath (HOL)	d									0926								1021
Wareham (WRM)	d			0912						0931					0956			1025
Wool (WOO)	d			0919						0937					1002			1030
Moreton (Dorset) (MTN)	d			0925						0943								1036
Dorchester South (DCH)	d			0933						0951					1013			1042
Dorchester West (DCW)	d																	1050
Upwey (UPW)	d			0939						0958								1018
Weymouth (WEY)	a			0944						1002					1025			1029
																		1057
																		1101

NOTES (see introductory pages for explanation of train operator codes and standard symbols)

- a Arrival time
- d Departure time
- u Stops to pick up only
- D To Salisbury
- E Also calls at Brookwood 0626, Winchfield 0645 and Hook 0649
- F Also calls at Surbiton 0700, Walton-On-Thames 0707, Weybridge 0711, Brookwood 0726, Winchfield 0745 and Hook 0749
- G From Birmingham New Street
- H From Bristol Temple Meads

London to Winchester, Fareham, Portsmouth, Southampton, Lymington, Yarmouth (IOW), Bournemouth and Weymouth

Mondays to Fridays until 19 September

Operator	SW	SW	SW	XC	SW	SW	SW	SW	SW	SW	SW	SW	SW	SW	XC	SW	SW	SW
Days of operation/Notes	D	D	D	J	D	D	D	D	D	D	D	D	D	D	K	D	D	D
1st Class/Reservations/Bus/Ferry	⚓	⚓	⚓	⚓	⚓	⚓	⚓	⚓	⚓	⚓	⚓	⚓	⚓	⚓	⚓	⚓	⚓	⚓
Catering facilities	☒	☒	☒	☒	☒	☒	☒	☒	☒	☒	☒	☒	☒	☒	☒	☒	☒	☒
London Waterloo (WAT)	15 d		0808		0835					0905					0909		0935	
Clapham Junction (CLJ)	10 d									0912u								
Woking (WOK)	d		0834		0900										0934		1000	
Farnborough (Main) (FNB)	d		0844												0944			
Fleet (FLE)	d		0850												0950			
Reading (RDG)	7 d			0854												0952		
Basingstoke (BSK)	d		0903	0911						0949					1003	1011		
Micheldever (MIC)	d		0913												1013			
Winchester (WIN)	d		0922	0927	0933				0949	1005					1022	1027	1033	
Shawford (SHW)	d								0954									
Romsey (ROM)	d	0907													1007			
Chandlers Ford (CFR)	d	0914													1014			
Eastleigh (ESL)	3 a	0920	0930						0959						1020	1030		
Eastleigh (ESL)	3 d	0921	0931						1004						1021	1031		
Hedge End (HDE)	d		0937													1037		
Botley (BOE)	d		0941													1041		
Fareham (FRM)	a		0949													1049		
Portchester (PTC)	a		0955													1055		
Cosham (CSA)	a		0959													1059		
Hilsea (HLS)	a		1004													1104		
Fratton (FTN)	a		1008													1108		
Portsmouth & Southsea (PMS)	a		1012													1112		
Portsmouth Harbour (PMH)	⚓ a		1018													1118		
Southampton Airport Parkwy (SOA)	↔ d	0925		0936	0942				1008	1014					1025		1035	1042
Swaythling (SWG)	d	0927													1027			
St Denys (SDN)	d	0930													1030			
Southampton Central (SOU)	a	0935		0943	0949				1017	1022					1035		1042	1049
Southampton Central (SOU)	d	0937		0945	0952		0956			1025					1037		1045	1051
Millbrook (Hants) (MBK)	d	0940													1040			
Redbridge (RDB)	d	0943a													1043a			
Totton (TTN)	d							1001										1104
Ashurst New Forest (ANF)	d							1006										1109
Beaulieu Road (BEU)	d							1010										
Brockenhurst (BCU)	3 a			0958	1005			1016		1039							1105	1117
Brockenhurst (BCU)	3 d			0959	1006	1012	1017		1040	1042							1106	1112
Lymington Town (LYT)	d					1020				1050								1120
Lymington Pier (LYP)	a					1022				1052								1122
Lymington Pier (LYP)	⚓ d	1000										1100						
Yarmouth (I.O.W.) (YMH)	⚓ a	1040										1140						
Sway (SWY)	d					1022												1122
New Milton (NWM)	d					1027				1047								1127
Hinton Admiral (HNA)	d					1031												1131
Christchurch (CHR)	d					1036				1054								1136
Pokesdown (POK)	d					1039				1058								1140
Bournemouth (BMH)	a		1013	1021		1044				1102						1112	1120	1144
Bournemouth (BMH)	d				1025				1105	1110								1124
Branksome (BSM)	d				1030					1115								1129
Parkstone (Dorset) (PKS)	d				1034					1118								1132
Poole (POO)	4 a				1037					1115	1122							1136
Poole (POO)	4 d				1038					1116								1137
Hamworthy (HAM)	d				1043					1121								1142
Holton Heath (HOL)	d									1125								
Wareham (WRM)	d				1050					1130								1149
Wool (WOO)	d									1136								
Moreton (Dorset) (MTN)	d									1142								
Dorchester South (DCH)	d				1106					1150								1205
Dorchester West (DCW)	d																	
Upwey (UPW)	d									1157								
Weymouth (WEY)	a				1117					1203								1215

NOTES (see introductory pages for explanation of train operator codes and standard symbols)

- a Arrival time
- d Departure time
- u Stops to pick up only
- D To Salisbury
- J From Manchester Piccadilly
- K From Nottingham

London to Winchester, Fareham, Portsmouth, Southampton, Lymington, Yarmouth (IOW), Bournemouth and Weymouth

Mondays to Fridays until 19 September

Operator	GW	SW	SW	SW	SW	SW	SW	SW	XC	SW	SW	SW	SW	SW	SW	SW	SW	SW	SW
Days of operation/Notes 1st Class/Reservations/Bus/Ferry Catering facilities	L	□	□	□	□	☞	D	□	J	□	□	□	□	□	□	□	☞	D	□
London Waterloo (WAT)	d			1005				1009		1035						1105			
Clapham Junction (CLJ)	d			1012u												1112u			
Woking (WOK)	d							1034		1100									
Farnborough (Main) (FNB)	d							1044											
Fleet (FLE)	d							1050											
Reading (RDG)	d								1052										
Basingstoke (BSK)	d			1049				1103	1111							1149			
Micheldever (MIC)	d							1113											
Winchester (WIN)	d		1049	1105				1122	1127	1133				1149	1205				
Shawford (SHW)	d		1054											1154					
Romsey (ROM)	d							1107											1207
Chandlers Ford (CFR)	d							1114											1214
Eastleigh (ESL)	a		1059					1120	1130					1159					1220
Eastleigh (ESL)	d		1100					1121	1131					1200					1221
Hedge End (HDE)	d								1137										
Botley (BOE)	d								1141										
Fareham (FRM)	a								1149										
Portchester (PTC)	a								1155										
Cosham (CSA)	a								1159										
Hilsea (HLS)	a								1204										
Fratton (FTN)	a								1208										
Portsmouth & Southsea (PMS)	a								1212										
Portsmouth Harbour (PMH)	a								1218										
Southampton Airport Parkwy (SOA)	d		1105	1114				1125		1136	1142			1204	1214				1225
Swaythling (SWG)	d							1127											1227
St Denys (SDN)	d							1130											1230
Southampton Central (SOU)	a		1112	1122				1135		1143	1149			1212	1222				1235
Southampton Central (SOU)	d			1124				1137		1145	1152		1156		1224				1237
Millbrook (Hants) (MBK)	d							1140											1240
Redbridge (RDB)	d							1143a											1243a
Totton (TTN)	d													1201					
Ashurst New Forest (ANF)	d													1206					
Beaulieu Road (BEU)	d													1210					
Brockenhurst (BCU)	a			1138						1205			1216		1238				
Brockenhurst (BCU)	d			1139	1142					1206	1212	1217		1239	1242				
Lymington Town (LYT)	d				1150						1220				1250				
Lymington Pier (LYP)	a				1152						1222				1252				
Lymington Pier (LYP)	d					1200													1300
Yarmouth (I.O.W.) (YMH)	a					1240													1340
Sway (SWY)	d													1222					
New Milton (NWM)	d			1146										1227		1246			
Hinton Admiral (HNA)	d													1231					
Christchurch (CHR)	d			1153										1236		1253			
Pokesdown (POK)	d			1157										1239		1257			
Bournemouth (BMH)	a			1201					1212	1220				1244		1301			
Bournemouth (BMH)	d			1205	1210									1224		1305	1310		
Branksome (BSM)	d				1215									1229			1315		
Parkstone (Dorset) (PKS)	d				1218									1232			1318		
Poole (POO)	a			1215	1222									1236		1315	1322		
Poole (POO)	d			1216										1237		1316			
Hamworthy (HAM)	d			1221										1242		1321			
Holton Heath (HOL)	d			1225												1325			
Wareham (WRM)	d			1230							1249					1330			
Wool (WOO)	d			1236												1336			
Moreton (Dorset) (MTN)	d			1242												1342			
Dorchester South (DCH)	d			1250							1305					1350			
Dorchester West (DCW)	d	1212																	
Upwey (UPW)	d	1221		1257												1357			
Weymouth (WEY)	a	1226		1303							1314					1403			

NOTES (see introductory pages for explanation of train operator codes and standard symbols)

- a Arrival time
- d Departure time
- u Stops to pick up only
- D To Salisbury
- J From Manchester Piccadilly
- L From Gloucester

London to Winchester, Fareham, Portsmouth, Southampton, Lymington, Yarmouth (IOW), Bournemouth and Weymouth

Mondays to Fridays until 19 September

Operator	SW	XC	SW	SW	SW	GW	SW	SW	SW	SW	SW	SW	SW	XC	SW	SW	SW	SN
Days of operation/Notes 1st Class/Reservations/Bus/Ferry Catering facilities	□	J □◇ ⌘	□	□	□	L	□	□	□	□	□	□	D	J □◇ ⌘	□	□	□	M
London Waterloo (WAT)	15 d		1109		1135					1205					1209			1235
Clapham Junction (CLJ)	10 d									1212u								
Woking (WOK)	d		1134		1200										1234			1300
Farnborough (Main) (FNB)	d		1144												1244			
Fleet (FLE)	d		1150												1250			
Reading (RDG)	7 d			1152												1252		
Basingstoke (BSK)	d		1203	1211						1248					1303	1311		
Micheldever (MIC)	d		1213												1313			
Winchester (WIN)	d		1222	1227	1233			1253		1305					1322	1327	1333	
Shawford (SHW)	d							1258										
Romsey (ROM)	d														1307			
Chandlers Ford (CFR)	d														1314			
Eastleigh (ESL)	3 a		1230					1303							1320	1330		
Eastleigh (ESL)	3 d		1231					1304							1321	1331		1352
Hedge End (HDE)	d		1237													1337		
Botley (BOE)	d		1241													1343		
Fareham (FRM)	a		1249													1350		
Portchester (PTC)	a		1255													1356		
Cosham (CSA)	a		1259													1401		
Hilsea (HLS)	a		1304													1406		
Fratton (FTN)	a		1308													1410		
Portsmouth & Southsea (PMS)	a		1312													1413		
Portsmouth Harbour (PMH)	a		1318													1418		
Southampton Airport Parkwy (SOA)	d			1237	1243			1308		1314					1325		1336	1342
Swaythling (SWG)	d														1327			
St Denys (SDN)	d														1330			
Southampton Central (SOU)	a			1247	1251			1317		1322					1335		1343	1349
Southampton Central (SOU)	d			1249	1253					1324					1337		1345	1352
Millbrook (Hants) (MBK)	d														1340			1356
Redbridge (RDB)	d														1343a			
Totton (TTN)	d							1302										1401
Ashurst New Forest (ANF)	d							1306										1406
Beaulieu Road (BEU)	d																	1410
Brockenhurst (BCU)	3 a				1307			1316		1338							1405	1416
Brockenhurst (BCU)	3 d				1307	1312	1317			1339	1342						1406	1412
Lymington Town (LYT)	d					1320					1350							1420
Lymington Pier (LYP)	a					1322					1352							1422
Lymington Pier (LYP)	d												1400					
Yarmouth (I.O.W.) (YMH)	a												1440					
Sway (SWY)	d							1322										1422
New Milton (NWM)	d							1327		1346								1427
Hinton Admiral (HNA)	d							1331										1431
Christchurch (CHR)	d							1336		1353								1436
Pokesdown (POK)	d							1339		1357								1439
Bournemouth (BMH)	a			1315	1322			1344		1401						1412	1421	1444
Bournemouth (BMH)	d				1326					1405	1410							1425
Branksome (BSM)	d				1331						1415							1430
Parkstone (Dorset) (PKS)	d				1334						1418							1433
Poole (POO)	4 a				1337						1415	1422						1437
Poole (POO)	4 d				1338						1416							1438
Hamworthy (HAM)	d				1343						1421							1443
Holton Heath (HOL)	d										1425							
Wareham (WRM)	d				1350						1430							1449
Wool (WOO)	d										1436							
Moreton (Dorset) (MTN)	d										1442							
Dorchester South (DCH)	d				1406						1450							1506
Dorchester West (DCW)	d							1412										
Upwey (UPW)	d							1421		1457								
Weymouth (WEY)	a				1417			1426		1503								1516

NOTES (see introductory pages for explanation of train operator codes and standard symbols)

- a Arrival time
- d Departure time
- u Stops to pick up only
- D To Salisbury
- J From Manchester Piccadilly
- L From Gloucester
- M From Brighton

London to Winchester, Fareham, Portsmouth, Southampton, Lymington, Yarmouth (IOW), Bournemouth and Weymouth

Mondays to Fridays until 19 September

Operator	SW	SW	SW	SW	SW	SW	SW	XC	SW	SW	SW	GW	SW	SN	SW	SW	SW	SW
Days of operation/Notes 1st Class/Reservations/Bus/Ferry Catering facilities	□	□	□	□	□	□	□	□	□	□	□	L	□	□	□	□	□	□
					MFO	D		J						N				
					☐	☐		☐						☐				☐
London Waterloo (WAT)	15 d		1305				1309		1335							1405		
Clapham Junction (CLJ)	10 d		1312u													1412u		
Woking (WOK)	d						1334		1401									
Farnborough (Main) (FNB)	d						1344											
Fleet (FLE)	d						1350											
Reading (RDG)	7 d								1352									
Basingstoke (BSK)	d		1348				1403	1411								1449		
Micheldever (MIC)	d						1413									1505		
Winchester (WIN)	d	1349	1405				1422	1427	1433				1449					
Shawford (SHW)	d	1354											1454					
Romsey (ROM)	d						1407											
Chandlers Ford (CFR)	d						1414											
Eastleigh (ESL)	3 a	1359					1420	1430					1459					
Eastleigh (ESL)	3 d	1400					1421	1431					1500	1500				
Hedge End (HDE)	d							1437										
Botley (BOE)	d							1441										
Fareham (FRM)	a							1449						1514				
Portchester (PTC)	a							1455										
Cosham (CSA)	a							1459						1522				
Hilsea (HLS)	a							1504										
Fratton (FTN)	a							1508										
Portsmouth & Southsea (PMS)	a							1512										
Portsmouth Harbour (PMH)	a							1518										
Southampton Airport Parkwy (SOA)	4 d	1405	1414				1425		1436	1442			1505		1514			
Swaythling (SWG)	d						1427											
St Denys (SDN)	d						1430											
Southampton Central (SOU)	a	1412	1422				1435		1443	1449			1515		1522			
Southampton Central (SOU)	d		1424				1437		1445	1451		1456			1524			
Millbrook (Hants) (MBK)	d						1440											
Redbridge (RDB)	d						1443a											
Totton (TTN)	d											1501						
Ashurst New Forest (ANF)	d											1506						
Beaulieu Road (BEU)	d																	
Brockenhurst (BCU)	3 a		1438						1504		1516				1538			
Brockenhurst (BCU)	3 d		1439	1442					1505	1512	1517				1539	1542		
Lymington Town (LYT)	d			1450						1520					1550			
Lymington Pier (LYP)	a			1452						1522					1552			
Lymington Pier (LYP)	d						1500											1600
Yarmouth (I.O.W.) (YMH)	a						1540											1640
Sway (SWY)	d											1522						
New Milton (NWM)	d		1446									1527			1546			
Hinton Admiral (HNA)	d											1531						
Christchurch (CHR)	d		1453									1536			1553			
Pokesdown (POK)	d		1457									1539			1557			
Bournemouth (BMH)	a		1501					1512	1520	1544					1601			
Bournemouth (BMH)	d		1505	1510								1524			1605	1610		
Branksome (BSM)	d			1515								1529			1615			
Parkstone (Dorset) (PKS)	d			1518								1532			1618			
Poole (POO)	4 a		1515	1522								1536			1615	1622		
Poole (POO)	4 d		1516									1537			1616			
Hamworthy (HAM)	d		1521									1542			1621			
Holton Heath (HOL)	d		1525												1625			
Wareham (WRM)	d		1530							1549					1630			
Wool (WOO)	d		1536												1636			
Moreton (Dorset) (MTN)	d		1542												1642			
Dorchester South (DCH)	d		1550						1605						1650			
Dorchester West (DCW)	d											1612						
Upwey (UPW)	d		1557									1621			1657			
Weymouth (WEY)	a		1604						1616			1626			1703			

NOTES (see introductory pages for explanation of train operator codes and standard symbols)

- a Arrival time
- d Departure time
- u Stops to pick up only
- D To Salisbury
- J From Manchester Piccadilly
- L From Gloucester
- N From Southampton Central to Brighton
- MFO Mondays and Fridays only

London to Winchester, Fareham, Portsmouth, Southampton, Lymington, Yarmouth (IOW), Bournemouth and Weymouth

Mondays to Fridays until 19 September

Operator	SW	SW	XC	SW	SW	SW	SW	SW	SW	SW	SW	SW	SW	SW	XC	SW	SW	SW
Days of operation/Notes 1st Class/Reservations/Bus/Ferry Catering facilities	D	□	J ◇ ⚓	□	□	□	□	□	□	□	□	□	□	D	J ◇ ⚓	□	□	□
London Waterloo (WAT)	15 d	1409		1435					1505					1509				1535
Clapham Junction (CLJ)	10 d								1512u									
Woking (WOK)	d	1434		1500										1534				1600
Farnborough (Main) (FNB)	d	1444												1544				
Fleet (FLE)	d	1450												1550				
Reading (RDG)	7 d		1452												1552			
Basingstoke (BSK)	d	1503	1511						1549					1603	1611			
Micheldever (MIC)	d	1513												1613				
Winchester (WIN)	d	1522	1527	1532			1549	1605						1622	1628	1633		
Shawford (SHW)	d						1554											
Romsey (ROM)	d	1507												1607				
Chandlers Ford (CFR)	d	1514												1614				
Eastleigh (ESL)	3 a	1520	1530				1559							1620	1630			
Eastleigh (ESL)	3 d	1521	1531				1600							1621	1631			
Hedge End (HDE)	d		1537												1637			
Botley (BOE)	d		1541												1641			
Fareham (FRM)	a		1549												1649			
Portchester (PTC)	a		1555												1655			
Cosham (CSA)	a		1559												1659			
Hilsea (HLS)	a		1604												1704			
Fratton (FTN)	a		1608												1708			
Portsmouth & Southsea (PMS)	a		1612												1712			
Portsmouth Harbour (PMH)	a		1618												1718			
Southampton Airport Parkwy (SOA)	← d	1525		1536	1541		1605	1614						1625		1637	1642	
Swaythling (SWG)	d	1527												1627				
St Denys (SDN)	d	1530												1630				
Southampton Central (SOU)	a	1535		1543	1548		1614	1621					←	1635		1644	1649	
Southampton Central (SOU)	d	1537		1545	1551		1556	1626	1628					1628	1637	1649	1653	1656
Millbrook (Hants) (MBK)	d	1540												1640				
Redbridge (RDB)	d	1543a												1643a				
Totton (TTN)	d						1601							1634				
Ashurst New Forest (ANF)	d						1606							1639				
Beaulieu Road (BEU)	d						1610											
Brockenhurst (BCU)	3 a			1604	1616		1639							1647			1710	
Brockenhurst (BCU)	3 d			1605	1612	1626	1640	1644						1647			1711	1714
Lymington Town (LYT)	d				1620			1652										1722
Lymington Pier (LYP)	a				1622			1654										1724
Lymington Pier (LYP)	d													1700				
Yarmouth (I.O.W.) (YMH)	a													1740				
Sway (SWY)	d						1631							1652				
New Milton (NWM)	d						1636							1657				
Hinton Admiral (HNA)	d						1640							1701				
Christchurch (CHR)	d						1645							1706				
Pokesdown (POK)	d						1648							1709				
Bournemouth (BMH)	a		1612	1620	1653		1701							1713		1721	1726	
Bournemouth (BMH)	d			1624			1702							1715				1728
Branksome (BSM)	d			1629			1708											1733
Parkstone (Dorset) (PKS)	d			1632			1711											1736
Poole (POO)	4 a			1636			1716							1724				1739
Poole (POO)	4 d			1637			1717											1740
Hamworthy (HAM)	d			1642			1722											1745
Holton Heath (HOL)	d						1726											
Wareham (WRM)	d			1649			1731											1752
Wool (WOO)	d			1655			1737											1758
Moreton (Dorset) (MTN)	d						1743											
Dorchester South (DCH)	d			1706			1751											1809
Dorchester West (DCW)	d																	
Upwey (UPW)	d						1758											
Weymouth (WEY)	a			1715			1802											1818

NOTES (see introductory pages for explanation of train operator codes and standard symbols)

- a Arrival time
- d Departure time
- u Stops to pick up only
- D To Salisbury
- J From Manchester Piccadilly
- MFO Mondays and Fridays only

London to Winchester, Fareham, Portsmouth, Southampton, Lymington, Yarmouth (IOW), Bournemouth and Weymouth

Mondays to Fridays until 19 September

Operator	SW	GW	SW	SW	SW	SW	SW	SW	SW	SW	SW	XC	SW	SW	SW	SW	SW	GW	
Days of operation/Notes 1st Class/Reservations/Bus/Ferry Catering facilities	□	L	□	P	□	□	□	□	□	D	□	J	□	□	□	MFO	□	L	
London Waterloo (WAT)	15	d		1512	1605								1609		1635				
Clapham Junction (CLJ)	10	d		1519u	1612u														
Woking (WOK)		d		1549									1634		1659u				
Farnborough (Main) (FNB)		d		1603									1644						
Fleet (FLE)		d		1608									1650						
Reading (RDG)	7	d												1652					
Basingstoke (BSK)		d		1629	1648								1703	1711	1719				
Micheldever (MIC)		d											1713						
Winchester (WIN)		d		1639	1645	1705							1722	1727	1735				
Shawford (SHW)		d		1643															
Romsey (ROM)		d											1707						
Chandlers Ford (CFR)		d											1714						
Eastleigh (ESL)	3	a		1649	1653								1720	1730					
Eastleigh (ESL)	3	d		1650	1654								1721	1731					
Hedge End (HDE)		d			1701									1737					
Botley (BOE)		d			1705									1741					
Fareham (FRM)		a			1718									1749					
Portchester (PTC)		a			1724									1755					
Cosham (CSA)		a			1728									1759					
Hilsea (HLS)		a												1804					
Fratton (FTN)		a			1738									1808					
Portsmouth & Southsea (PMS)		a			1742									1812					
Portsmouth Harbour (PMH)		a			1751									1820					
Southampton Airport Parkwy (SOA)		d		1654		1714							1725		1736	1744			
Swaythling (SWG)		d		1657									1727						
St Denys (SDN)		d		1700									1730						
Southampton Central (SOU)		a		1705		1721							1735		1743	1751			
Southampton Central (SOU)		d	1656		1713		1725	1728					1728	1737	1749	1755	1758		1758
Millbrook (Hants) (MBK)		d											1740						
Redbridge (RDB)		d		1717									1743a						
Totton (TTN)		d	1702		1720								1733						1804
Ashurst New Forest (ANF)		d	1707										1738						1808
Beaulieu Road (BEU)		d	1711																1813
Brockenhurst (BCU)	3	a	1717		1731		1738							1746		1809			1819
Brockenhurst (BCU)	3	d	1718		1731		1739		1744				1746		1810		1814		1819
Lymington Town (LYT)		d							1752								1822		
Lymington Pier (LYP)		a							1754								1824		
Lymington Pier (LYP)		d								1800									1900
Yarmouth (I.O.W.) (YMH)		a								1840									1940
Sway (SWY)		d	1722										1751						1824
New Milton (NWM)		d	1727		1738								1756						1829
Hinton Admiral (HNA)		d	1731										1800						1833
Christchurch (CHR)		d	1736		1745								1805						1838
Pokesdown (POK)		d	1740										1808						1841
Bournemouth (BMH)		a	1744		1752		1755						1812		1817	1824			1845
Bournemouth (BMH)		d	1745				1757						1814			1826			
Branksome (BSM)		d	1750				1802						1819			1831			
Parkstone (Dorset) (PKS)		d	1753				1805						1822			1834			
Poole (POO)	4	a	1757				1809						1825			1837			
Poole (POO)	4	d					1810									1838			
Hamworthy (HAM)		d					1815									1843			
Holton Heath (HOL)		d					1819												
Wareham (WRM)		d					1824									1850			
Wool (WOO)		d					1830									1857			
Moreton (Dorset) (MTN)		d					1841c												
Dorchester South (DCH)		d					1849									1908			
Dorchester West (DCW)		d		1814															1925
Upwey (UPW)		d		1822			1855												1933
Weymouth (WEY)		a		1827			1902									1918			1939

NOTES (see introductory pages for explanation of train operator codes and standard symbols)

- a Arrival time
- d Departure time
- u Stops to pick up only
- c Arrives 5 minutes earlier
- D To Salisbury
- J From Manchester Piccadilly
- L From Gloucester
- P Also calls at Surbiton 1530, Walton-On-Thames 1537, Weybridge 1541, Brookwood 1555, Winchfield 1614 and Hook 1618
- MFO** Mondays and Fridays only

London to Winchester, Fareham, Portsmouth, Southampton, Lymington, Yarmouth (IOW), Bournemouth and Weymouth

Mondays to Fridays until 19 September

Operator	SW	SW	SW	SW	SW	SW	XC	SW	SW	SW	SW	GW	SW	SW	SW	SW	SW	SW
Days of operation/Notes	Q	Q	Q	Q	D	Q	J	Q	Q	Q	Q	L	R	Q	Q	Q	D	Q
1st Class/Reservations/Bus/Ferry Catering facilities	Q	Q	Q	Q	Q	Q	Q	Q	Q	Q	Q	Q	Q	Q	Q	Q	Q	Q
London Waterloo (WAT)	1612	1705				1709		1735					1720	1805				1807
Clapham Junction (CLJ)	1619u																	1814u
Woking (WOK)	1652					1734							1745					1834
Farnborough (Main) (FNB)	1705					1744							1758					1845
Fleet (FLE)	1710					1750							1804					1850
Reading (RDG)	17						1752											
Basingstoke (BSK)	d	1730	1746			1803	1811	1817					1824	1846				1903
Micheldever (MIC)	d					1813							1834					1913
Winchester (WIN)	d	1750	1803			1822	1827	1833					1844	1903				1923
Shawford (SHW)	d	1754				1827							1848					1928
Romsey (ROM)	d					1807												1907
Chandlers Ford (CFR)	d					1814												1914
Eastleigh (ESL)	3 a	1800				1820	1833						1854					1920
Eastleigh (ESL)	3 d	1801				1821	1834						1855					1921
Hedge End (HDE)	d						1840											1940
Botley (BOE)	d						1844											1944
Fareham (FRM)	a						1852											1952
Portchester (PTC)	a						1858											1958
Cosham (CSA)	a						1902											2002
Hilsea (HLS)	a						1908											2008
Fratton (FTN)	a						1912											2012
Portsmouth & Southsea (PMS)	a						1915											2015
Portsmouth Harbour (PMH)	a						1921											2021
Southampton Airport Parkwy (SOA)	d	1805	1812			1825		1835	1842				1859	1911				1925
Swaythling (SWG)	d	1808				1827							1902					1927
St Denys (SDN)	d	1811				1830							1905					1930
Southampton Central (SOU)	a	1818	1819			1835		1842	1849				1916	1918				1935
Southampton Central (SOU)	d		1822	1825		1840		1845	1853	1856				1922	1925			1937
Millbrook (Hants) (MBK)	d					1843												1940
Redbridge (RDB)	d					1846a												1943a
Totton (TTN)	d		1831						1901						1930			
Ashurst New Forest (ANF)	d		1835						1906						1935			
Beaulieu Road (BEU)	d																	
Brockenhurst (BCU)	3 a		1843				1858	1914							1943			
Brockenhurst (BCU)	3 d		1844	1848			1859	1915	1918						1944	1948		
Lymington Town (LYT)	a			1856					1926							1956		
Lymington Pier (LYP)	a			1858					1928							1958		
Lymington Pier (LYP)	d											2000						
Yarmouth (I.O.W.) (YMH)	a											2040						
Sway (SWY)	d		1848						1919						1948			
New Milton (NWM)	d		1853						1924						1953			
Hinton Admiral (HNA)	d		1857						1928						1957			
Christchurch (CHR)	d		1902						1933						2002			
Pokesdown (POK)	d		1906						1937						2006			
Bournemouth (BMH)	a	1849	1910				1914	1921	1941					1949	2010			
Bournemouth (BMH)	d		1851	1911					1923	1942					1950	2011		
Branksome (BSM)	d		1856	1916					1928	1947					1955	2016		
Parkstone (Dorset) (PKS)	d		1859	1919					1931	1950					1958	2019		
Poole (POO)	4 a		1902	1924					1934	1955					2002	2024		
Poole (POO)	4 d		1903						1935						2003			
Hamworthy (HAM)	d		1908						1940						2008			
Holton Heath (HOL)	d		1912												2012			
Wareham (WRM)	d		1917						1947						2017			
Wool (WOO)	d		1923						1954						2023			
Moreton (Dorset) (MTN)	d		1929												2029			
Dorchester South (DCH)	d		1937						2005						2038			
Dorchester West (DCW)	d											2027						
Upwey (UPW)	d		1944									2036		2044				
Weymouth (WEY)	a		1950						2015			2041		2051				

NOTES (see introductory pages for explanation of train operator codes and standard symbols)

- a Arrival time
- d Departure time
- u Stops to pick up only
- D To Salisbury
- J From Manchester Piccadilly
- L From Gloucester
- Q Also calls at Surbiton 1630, Walton-On-Thames 1637, Weybridge 1641, Brookwood 1657, Winchfield 1716 and Hook 1720
- R Also calls at Brookwood 1751, Winchfield 1809 and Hook 1814

London to Winchester, Fareham, Portsmouth, Southampton, Lymington, Yarmouth (IOW), Bournemouth and Weymouth

Mondays to Fridays until 19 September

Operator	XC	SW	SW	SW	SW	SW	SW	SW	SW	SW	SW	XC	SW	SW	SW	SW	SW	SW
Days of operation/Notes	J	□	□	□	MFO	□	□	□	□	D	□	J	□	□	□	□	□	□
1st Class/Reservations/Bus/Ferry Catering facilities	◇	⚓										⚓						
London Waterloo (WAT)	15	d		1835					1905				1909					2005
Clapham Junction (CLJ)	10	d							1912u									2012u
Woking (WOK)		d											1934					
Farnborough (Main) (FNB)		d											1944					
Fleet (FLE)		d											1949					
Reading (RDG)	7	d	1852										1950					
Basingstoke (BSK)		d	1912	1917					1948				2002	2011				2049
Micheldever (MIC)		d											2012					
Winchester (WIN)		d	1927	1934			1949	2005					2022	2027	2032			2049
Shawford (SHW)		d					1954						2027					2105
Romsey (ROM)		d										2007						
Chandlers Ford (CFR)		d										2014						
Eastleigh (ESL)	3	a					1959					2020	2033					2059
Eastleigh (ESL)	3	d					2000					2021	2034					2103
Hedge End (HDE)		d											2040					
Botley (BOE)		d											2044					
Fareham (FRM)		a											2052					
Portchester (PTC)		a											2058					
Cosham (CSA)		a											2103					
Hilsea (HLS)		a											2108					
Fratton (FTN)		a											2112					
Portsmouth & Southsea (PMS)		a											2115					
Portsmouth Harbour (PMH)		a											2119					
Southampton Airport Parkwy (SOA)	4	d	1936	1943			2004	2014				2025		2036	2041			2107
Swaythling (SWG)		d					2007						2027					
St Denys (SDN)		d					2010						2030					2113
Southampton Central (SOU)		a	1944	1950			2015	2021					2035	2043	2049			2118
Southampton Central (SOU)		d	1949	1954	1956				2025	2028			2037	2045	2051	2056		2125
Millbrook (Hants) (MBK)		d											2040					
Redbridge (RDB)		d											2043a					
Totton (TTN)		d		2002					2033						2101			2130
Ashurst New Forest (ANF)		d		2007					2038						2106			
Beaulieu Road (BEU)		d																
Brockenhurst (BCU)	3	a		2015				2039	2046					2104	2116			2141
Brockenhurst (BCU)	3	d		2015	2018			2040	2046	2048				2105	2117	2118		2142
Lymington Town (LYT)		d			2026					2056						2126		2156
Lymington Pier (LYP)		a			2028					2058						2128		2158
Lymington Pier (LYP)		d					2100											
Yarmouth (I.O.W.) (YMH)		a					2140											
Sway (SWY)		d		2020					2051						2122			2146
New Milton (NWM)		d		2025					2056						2127			2151
Hinton Admiral (HNA)		d		2029					2100						2131			2155
Christchurch (CHR)		d		2034					2105						2136			2200
Pokesdown (POK)		d		2037					2108						2139			2204
Bournemouth (BMH)		a	2015	2021	2041			2054	2112					2116	2120	2143		2208
Bournemouth (BMH)		d		2022	2043			2058	2114						2124			
Branksome (BSM)		d		2027	2048			2103	2119						2129			
Parkstone (Dorset) (PKS)		d		2030	2051			2106	2122						2132			
Poole (POO)	4	a		2034	2056			2109	2125						2136			
Poole (POO)	4	d		2035				2110							2137			
Hamworthy (HAM)		d		2040				2115							2142			
Holton Heath (HOL)		d																
Wareham (WRM)		d		2046				2122							2149			
Wool (WOO)		d		2053				2129							2155			
Moreton (Dorset) (MTN)		d						2141e							2201			
Dorchester South (DCH)		d		2104				2149							2209			
Dorchester West (DCW)		d																
Upwey (UPW)		d						2155							2216			
Weymouth (WEY)		a		2115				2200							2220			

NOTES (see introductory pages for explanation of train operator codes and standard symbols)

- a Arrival time
- d Departure time
- u Stops to pick up only
- e Arrives 4 minutes earlier
- D To Salisbury
- J From Manchester Piccadilly
- MFO Mondays and Fridays only

London to Winchester, Fareham, Portsmouth, Southampton, Lymington, Yarmouth (IOW), Bournemouth and Weymouth

Mondays to Fridays until 19 September

Operator	SW D	GW H	SW I	XC J I◇	SW I	SW I	SW I	GW S	SW I	SW D I	SW I	XC J I◇	SW I	SW I	SW I	SW D I	SN T	SW I
Days of operation/Notes 1st Class/Reservations/Bus/Ferry Catering facilities	I		I	I◇ ⌘	I	I	I		I	I	I	I◇ ⌘	I	I	I	I		I
London Waterloo (WAT) ⇄	15 d		2009		2035				2105		2109		2135		2205			2208
Clapham Junction (CLJ)	10 d								2112u						2212u			2215u
Woking (WOK)	d		2034		2100						2134		2200					2235
Farnborough (Main) (FNB)	d		2044								2144							2245
Fleet (FLE)	d		2050								2150							2251
Reading (RDG)	7 d			2049								2152						
Basingstoke (BSK)	d		2103	2111					2149		2203	2211			2250			2304
Micheldever (MIC)	d		2113								2213							2314
Winchester (WIN)	d		2122	2128	2133				2205		2222	2227	2234		2306			2323
Shawford (SHW)	d		2127								2227							2328
Romsey (ROM)	d	2107								2207							2311	
Chandlers Ford (CFR)	d	2114								2214							2318	
Eastleigh (ESL)	3 a	2120	2133							2221	2233						2324	2339
Eastleigh (ESL)	3 d	2121	2133				2209		2222	2233						2324	2330	2339
Hedge End (HDE)	d		2140							2240								2346
Botley (BOE)	d		2144							2244								2350
Fareham (FRM)	a		2151							2251							2344	2357
Portchester (PTC)	a		2157							2257								0004
Cosham (CSA)	a		2202							2302							2353	0008
Hilsea (HLS)	a		2209							2309								0013
Fratton (FTN)	a		2213							2313								0017
Portsmouth & Southsea (PMS)	a		2217							2317								0021
Portsmouth Harbour (PMH) ⚓	a		2221							2322								0025
Southampton Airport Parkwy (SOA) ↔	d	2125		2137	2142			2213	2217	2226		2235	2243		2315	2328		
Swaythling (SWG)	d	2127								2228								2331
St Denys (SDN)	d	2130								2231								2334
Southampton Central (SOU)	a	2135		2144	2149			2221	2225	2236		2242	2250		2322			2340
Southampton Central (SOU)	d	2137		2145	2151	2156		2222	2227	2238		2245	2252		2324	2342		
Millbrook (Hants) (MBK)	d	2140								2240								2344
Redbridge (RDB)	d	2143a								2244a								2348a
Totton (TTN)	d				2201					2232								2329
Ashurst New Forest (ANF)	d				2206					2237								2334
Beaulieu Road (BEU)	d				2210													
Brockenhurst (BCU)	3 a			2205	2216				2245				2305		2342			
Brockenhurst (BCU)	3 d			2206	2217	2218			2247				2306	2316	2343			
Lymington Town (LYT)	d					2226												
Lymington Pier (LYP)	a					2228												
Lymington Pier (LYP) ⚓	d																	
Yarmouth (I.O.W.) (YMH) ⚓	a																	
Sway (SWY)	d				2222				2251					2321	2347			
New Milton (NWM)	d				2227				2256					2326	2352			
Hinton Admiral (HNA)	d				2231				2300					2330	2356			
Christchurch (CHR)	d				2236				2305					2335	0002			
Pokesdown (POK)	d				2239				2309					2338	0006			
Bournemouth (BMH)	a		2215	2220	2244				2313			2316	2320	2342	0010			
Bournemouth (BMH)	d				2224									2324	2344			
Branksome (BSM)	d				2229									2329	2349			
Parkstone (Dorset) (PKS)	d				2232									2332	2352			
Poole (POO)	4 a				2236									2336	2355			
Poole (POO)	4 d				2237									2337				
Hamworthy (HAM)	d				2242									2342				
Holton Heath (HOL)	d																	
Wareham (WRM)	d				2249									2349				
Wool (WOO)	d				2255									2355				
Moreton (Dorset) (MTN)	d				2301									0002				
Dorchester South (DCH)	d				2309									0010				
Dorchester West (DCW)	d		2255															
Upwey (UPW)	d		2303		2316									0016				
Weymouth (WEY)	a		2308		2320									0021				

NOTES (see introductory pages for explanation of train operator codes and standard symbols)

- a Arrival time
- d Departure time
- u Stops to pick up only
- D To Salisbury
- H From Bristol Temple Meads
- J From Manchester Piccadilly
- S To Bristol Temple Meads
- T From Southampton Central to Littlehampton

London to Winchester, Fareham, Portsmouth, Southampton, Lymington, Yarmouth (IOW), Bournemouth and Weymouth

Mondays to Fridays until 19 September

Operator	XC	SW	SW	SW	SW	
Days of operation/Notes	J	□	□	□	SM U	
1st Class/Reservations/Bus/Ferry	□◇	□	□	□	□	
London Waterloo (WAT)	⇌ 15 d		2235	2305	2335	0105
Clapham Junction (CLJ)	10 d			2312u	2344u	0115
Woking (WOK)	d		2300	2332	0004	0142
Farnborough (Main) (FNB)	d				0015	0151s
Fleet (FLE)	d				0020	0157s
Reading (RDG)	7 d	2249				
Basingstoke (BSK)	d	2311		2352	0035	0209s
Micheldever (MIC)	d			0002		
Winchester (WIN)	d	2328	2333	0012	0051	0226s
Shawford (SHW)	d			0017		
Romsey (ROM)	d					
Chandlers Ford (CFR)	d					
Eastleigh (ESL)	3 a			0022	0059	0235s
Eastleigh (ESL)	3 d			0023	0100	
Hedge End (HDE)	d					
Botley (BOE)	d					
Fareham (FRM)	a					
Portchester (PTC)	a					
Cosham (CSA)	a					
Hilsea (HLS)	a					
Fratton (FTN)	a					
Portsmouth & Southsea (PMS)	a					
Portsmouth Harbour (PMH)	a					
Southampton Airport Parkway (SOA)	← d	2336	2342	0027	0105	0239s
Swaythling (SWG)	d					
St Denys (SDN)	d			0031s		0244s
Southampton Central (SOU)	a	2345	2349	0036	0112	0249
Southampton Central (SOU)	d		2353		0113	
Millbrook (Hants) (MBK)	d					
Redbridge (RDB)	d					
Totton (TTN)	d				0119s	
Ashurst New Forest (ANF)	d					
Beaulieu Road (BEU)	d					
Brockenhurst (BCU)	3 a		0006		0130s	
Brockenhurst (BCU)	3 d		0007			
Lymington Town (LYT)	d					
Lymington Pier (LYP)	a					
Lymington Pier (LYP)	d					
Yarmouth (I.O.W.) (YMH)	a					
Sway (SWY)	d					
New Milton (NWM)	d				0137s	
Hinton Admiral (HNA)	d					
Christchurch (CHR)	d				0144s	
Pokesdown (POK)	d				0148s	
Bournemouth (BMH)	a		0022		0152	
Bournemouth (BMH)	d		0024			
Branksome (BSM)	d		0029			
Parkstone (Dorset) (PKS)	d		0032			
Poole (POO)	4 a		0036			
Poole (POO)	4 d					
Hamworthy (HAM)	d					
Holton Heath (HOL)	d					
Wareham (WRM)	d					
Wool (WOO)	d					
Moreton (Dorset) (MTN)	d					
Dorchester South (DCH)	d					
Dorchester West (DCW)	d					
Upwey (UPW)	d					
Weymouth (WEY)	a					

NOTES (see introductory pages for explanation of train operator codes and standard symbols)

- a Arrival time
- d Departure time
- s Stops to set down only
- u Stops to pick up only
- J From Manchester Piccadilly
- U Also calls at Vauxhall 0109, Wimbledon 0120 and Surbiton 0128
- SM Saturday mornings

London to Winchester, Fareham, Portsmouth, Southampton, Lymington, Yarmouth (IOW), Bournemouth and Weymouth

Mondays to Fridays from 22 September

Operator Days of operation/Notes 1st Class/Reservations/Bus/Ferry	SW	SW	SW	SW	SW	SW	SW	SW	GW	SW	SW	SW	SW	SW	SW	SW	SW	SW	SW
	□	□	□	□	☞	□	□	□	A	B	□	C	□	☞	□	□	□	□	□
London Waterloo (WAT)	15	d																	
Clapham Junction (CLJ)	10	d																	
Woking (WOK)		d																	
Farnborough (Main) (FNB)		d																	
Fleet (FLE)		d																	
Reading (RDG)	7	d																	
Basingstoke (BSK)		d																	
Micheldever (MIC)		d																	
Winchester (WIN)		d																	
Shawford (SHW)		d																	
Romsey (ROM)		d																	
Chandlers Ford (CFR)		d																	
Eastleigh (ESL)	3	a																	
Eastleigh (ESL)	3	d																	
Hedge End (HDE)		d																	
Botley (BOE)		d																	
Fareham (FRM)		a																	
Portchester (PTC)		a																	
Cosham (CSA)		a																	
Hilsea (HLS)		a																	
Fratton (FTN)		a																	
Portsmouth & Southsea (PMS)		a																	
Portsmouth Harbour (PMH)		a																	
Southampton Airport Parkwy (SOA)		d																	
Swaythling (SWG)		d																	
St Denys (SDN)		d																	
Southampton Central (SOU)		a																	
Southampton Central (SOU)		d																	
Millbrook (Hants) (MBK)		d																	
Redbridge (RDB)		d																	
Totton (TTN)		d																	
Ashurst New Forest (ANF)		d																	
Beaulieu Road (BEU)		d																	
Brockenhurst (BCU)		a																	
Brockenhurst (BCU)		a																	
Lymington Town (LYT)		d																	
Lymington Pier (LYP)		a																	
Lymington Pier (LYP)		d																	
Yarmouth (I.O.W.) (YMH)		a																	
Sway (SWY)		d																	
New Milton (NWM)		d																	
Hinton Admiral (HNA)		d																	
Christchurch (CHR)		d																	
Pokesdown (POK)		d																	
Bournemouth (BMH)		a																	
Bournemouth (BMH)		d																	
Branksome (BSM)		d																	
Parkstone (Dorset) (PKS)		d																	
Poole (POO)		a																	
Poole (POO)		d																	
Hamworthy (HAM)		d																	
Holton Heath (HOL)		d																	
Wareham (WRM)		d																	
Wool (WOO)		d																	
Moreton (Dorset) (MTN)		d																	
Dorchester South (DCH)		d																	
Dorchester West (DCW)		d																	
Upwey (UPW)		d																	
Weymouth (WEY)		a																	

Ferry services between Lymington and Yarmouth are operated by Wightlink. www.wightlink.co.uk or call 0333 999 7333

For the complete service between London and Basingstoke see table 152, and between Reading and Basingstoke table 120

For the complete service between Romsey and Southampton, also between Fareham and Portsmouth see table 156

NOTES (see introductory pages for explanation of train operator codes and standard symbols)

- a Arrival time
- d Departure time
- u Stops to pick up only
- e Arrives 4 minutes earlier
- A From Westbury
- B From Salisbury to Salisbury
- C Also calls at Wimbledon 0543

London to Winchester, Fareham, Portsmouth, Southampton, Lymington, Yarmouth (IOW), Bournemouth and Weymouth

Mondays to Fridays from 22 September

Operator	SW D	SW E	XC	SW	SW	SW	SW	SW	SW	SW	SW D	SW F	XC G	SW	SW	GW H	SW	SW	SW
Days of operation/Notes 1st Class/Reservations/Bus/Ferry Catering facilities	□	□	□◇ ⚓	□	□	□ ⚓	□	□	□	□	□	□	□◇ ⚓	□	□	□	□	□	□
London Waterloo (WAT)	15 d			0630						0703		0642		0735				0805	
Clapham Junction (CLJ)	10 d			0637u						0710u		0649u						0812u	
Woking (WOK)	d	0620		0657						0730		0720		0800					
Farnborough (Main) (FNB)	d	0634										0734							
Fleet (FLE)	d	0639										0739							
Reading (RDG)	7 d												0752						
Basingstoke (BSK)	d	0700		0718						0750		0800	0811	0819				0849	
Micheldever (MIC)	d	0710										0810							
Winchester (WIN)	d	0719		0735						0807		0820	0827	0836	0841			0906	
Shawford (SHW)	d			0740								0825		0845					
Romsey (ROM)	d	0707									0807								
Chandlers Ford (CFR)	d	0714									0814								
Eastleigh (ESL)	3 a	0720	0728	0745							0820	0830		0845	0851				
Eastleigh (ESL)	3 d	0721	0729	0746							0821	0831		0846	0851				
Hedge End (HDE)	d		0735									0837							
Botley (BOE)	d		0739									0841							
Fareham (FRM)	a		0747									0849							
Portchester (PTC)	a		0753									0855							
Cosham (CSA)	a		0757									0859							
Hilsea (HLS)	a		0804									0904							
Fratton (FTN)	a		0808									0908							
Portsmouth & Southsea (PMS)	a		0812									0912							
Portsmouth Harbour (PMH)	⚓ a		0816									0918							
Southampton Airport Parkwy (SOA)	← d	0726		0750						0819		0825		0835	0850	0855		0914	
Swaythling (SWG)	d	0728										0827							
St Denys (SDN)	d	0731										0830							
Southampton Central (SOU)	a	0736		0757						0826		0835		0842	0857	0902		0922	
Southampton Central (SOU)	d	0738		0756	0759					0827		0837		0846	0859	0906		0925	
Millbrook (Hants) (MBK)	d	0741										0840							
Redbridge (RDB)	d	0745a										0843a							
Totton (TTN)	d			0804						0833						0911			
Ashurst New Forest (ANF)	d			0809												0916			
Beaulieu Road (BEU)	d			0813															
Brockenhurst (BCU)	3 a		0809	0819						0843				0912	0924			0939	
Brockenhurst (BCU)	3 d		0810	0820	0835					0844	0910			0913	0925			0940	0942
Lymington Town (LYT)	d				0843						0918								0950
Lymington Pier (LYP)	a				0845						0920								0952
Lymington Pier (LYP)	⚓ d					0900													
Yarmouth (I.O.W.) (YMH)	⚓ a					0940													
Sway (SWY)	d			0825						0849						0929			
New Milton (NWM)	d			0830						0854						0934		0947	
Hinton Admiral (HNA)	d			0834						0858						0938			
Christchurch (CHR)	d			0840						0903						0943		0955	
Pokesdown (POK)	d			0843						0906						0947		0959	
Bournemouth (BMH)	a		0824	0847						0910			0913	0928	0953			1003	
Bournemouth (BMH)	d			0849						0904	0912					0932		1006	1010
Branksome (BSM)	d			0854						0909	0917					0937		1015	
Parkstone (Dorset) (PKS)	d			0857						0912	0920					0940		1018	
Poole (POO)	4 a			0900						0916	0923					0943		1016	1022
Poole (POO)	4 d			0901						0917						0944		1017	
Hamworthy (HAM)	d			0906						0922						0949		1022	
Holton Heath (HOL)	d									0926								1026	
Wareham (WRM)	d			0913						0931						0956		1031	
Wool (WOO)	d			0920						0938						1003		1038	
Moreton (Dorset) (MTN)	d			0926						0944								1044	
Dorchester South (DCH)	d			0934						0952						1014		1052	
Dorchester West (DCW)	d																	1018	
Upwey (UPW)	d			0940						0959								1029	1059
Weymouth (WEY)	a			0946						1005						1023		1034	1105

NOTES (see introductory pages for explanation of train operator codes and standard symbols)

- a Arrival time
- d Departure time
- u Stops to pick up only
- D To Salisbury
- E Also calls at Brookwood 0626, Winchfield 0645 and Hook 0649
- F Also calls at Surbiton 0700, Walton-On-Thames 0707, Weybridge 0711, Brookwood 0726, Winchfield 0745 and Hook 0749
- G From Birmingham New Street
- H From Bristol Temple Meads

London to Winchester, Fareham, Portsmouth, Southampton, Lymington, Yarmouth (IOW), Bournemouth and Weymouth

Mondays to Fridays from 22 September








Operator	SW	SW	SW	XC	SW	SW	SW	SW	SW	SW	SW	SW	SW	SW	XC	SW	SW	SW
Days of operation/Notes	D	D	D	J	D	D	D	D	D	D	D	D	D	D	K	D	D	D
1st Class/Reservations/Bus/Ferry																		
Catering facilities																		
London Waterloo (WAT)	15 d		0808		0835					0905					0909			0935
Clapham Junction (CLJ)	10 d									0912u								
Woking (WOK)	d		0834		0900										0934		1000	
Farnborough (Main) (FNB)	d		0844												0944			
Fleet (FLE)	d		0850												0950			
Reading (RDG)	7 d			0854												0952		
Basingstoke (BSK)	d		0903	0911						0949					1003	1011		
Micheldever (MIC)	d		0913												1013			
Winchester (WIN)	d		0922	0927	0933				0949	1005					1022	1027	1033	
Shawford (SHW)	d								0954									
Romsey (ROM)	d	0907													1007			
Chandlers Ford (CFR)	d	0914													1014			
Eastleigh (ESL)	3 a	0920	0930						0959						1020	1030		
Eastleigh (ESL)	3 d	0921	0931						1004						1021	1031		
Hedge End (HDE)	d		0937													1037		
Botley (BOE)	d		0941													1041		
Fareham (FRM)	a		0949													1049		
Portchester (PTC)	a		0955													1055		
Cosham (CSA)	a		0959													1059		
Hilsea (HLS)	a		1004													1104		
Fratton (FTN)	a		1008													1108		
Portsmouth & Southsea (PMS)	a		1012													1112		
Portsmouth Harbour (PMH)	a		1018													1118		
Southampton Airport Parkwy (SOA)	d	0925		0936	0942				1008	1014					1025		1035	1042
Swaythling (SWG)	d	0927													1027			
St Denys (SDN)	d	0930													1030			
Southampton Central (SOU)	a	0936		0943	0949				1017	1022					1035		1042	1049
Southampton Central (SOU)	d	0938		0945	0952		0956			1025					1037		1045	1051
Millbrook (Hants) (MBK)	d	0940													1040			
Redbridge (RDB)	d	0944a													1043a			
Totton (TTN)	d							1001										1104
Ashurst New Forest (ANF)	d							1006										1109
Beaulieu Road (BEU)	d							1010										
Brockenhurst (BCU)	3 a			0958	1005			1016		1039							1106	1117
Brockenhurst (BCU)	3 d			0959	1006	1012	1017			1040	1042						1107	1112
Lymington Town (LYT)	d					1020					1050							1120
Lymington Pier (LYP)	a					1022					1052							1122
Lymington Pier (LYP)	d	1000											1100					
Yarmouth (I.O.W.) (YMH)	a	1040											1140					
Sway (SWY)	d						1022											1122
New Milton (NWM)	d						1027			1047								1127
Hinton Admiral (HNA)	d						1031											1131
Christchurch (CHR)	d						1036			1055								1136
Pokesdown (POK)	d						1039			1059								1140
Bournemouth (BMH)	a		1013	1022		1044				1103						1112	1122	1144
Bournemouth (BMH)	d				1025					1106	1110							1126
Branksome (BSM)	d				1031						1115							1131
Parkstone (Dorset) (PKS)	d				1034						1118							1134
Poole (POO)	4 a				1038						1116	1122						1137
Poole (POO)	4 d				1039						1117							1138
Hamworthy (HAM)	d				1044						1122							1143
Holton Heath (HOL)	d										1126							
Wareham (WRM)	d				1050						1131							1150
Wool (WOO)	d										1138							
Moreton (Dorset) (MTN)	d										1144							
Dorchester South (DCH)	d				1107						1152							1207
Dorchester West (DCW)	d																	
Upwey (UPW)	d										1159							
Weymouth (WEY)	a				1118						1207							1218

NOTES (see introductory pages for explanation of train operator codes and standard symbols)

- a Arrival time
- d Departure time
- u Stops to pick up only
- D To Salisbury
- J From Manchester Piccadilly
- K From Nottingham

London to Winchester, Fareham, Portsmouth, Southampton, Lymington, Yarmouth (IOW), Bournemouth and Weymouth

Mondays to Fridays from 22 September

Operator Days of operation/Notes 1st Class/Reservations/Bus/Ferry Catering facilities	GW L	SW □	SW □	SW □	SW □	SW □ 	SW D □	SW □	XC J □ ◇ ⚡	SW □	SW □	SW □	SW □	SW □	SW □	SW □	SW □ 	SW D □
London Waterloo (WAT)  15 d				1005				1009		1035							1105	
Clapham Junction (CLJ) 10 d				1012u													1112u	
Woking (WOK) d								1034		1100								
Farnborough (Main) (FNB) d								1044										
Fleet (FLE) d								1050										
Reading (RDG) 7 d									1052									
Basingstoke (BSK) d				1049				1103	1111								1149	
Micheldever (MIC) d								1113										
Winchester (WIN) d			1049	1105				1122	1127	1133				1149	1205			
Shawford (SHW) d			1054											1154				
Romsey (ROM) d							1107											1207
Chandlers Ford (CFR) d							1114											1214
Eastleigh (ESL) 3 a			1059				1120	1130						1159				1220
Eastleigh (ESL) 3 d			1100				1121	1131						1200				1221
Hedge End (HDE) d								1137										
Botley (BOE) d								1141										
Fareham (FRM) a								1149										
Portchester (PTC) a								1155										
Cosham (CSA) a								1159										
Hilsea (HLS) a								1204										
Fratton (FTN) a								1208										
Portsmouth & Southsea (PMS) a								1212										
Portsmouth Harbour (PMH)  a								1218										
Southampton Airport Parkwy (SOA)  d			1105	1114			1125		1136	1142				1204	1214			1225
Swaythling (SWG) d							1127											1227
St Denys (SDN) d							1130											1230
Southampton Central (SOU) a			1112	1122			1135		1143	1149				1212	1222			1235
Southampton Central (SOU) d				1124			1137		1145	1152		1156						1237
Millbrook (Hants) (MBK) d							1140											1240
Redbridge (RDB) d							1143a											1243a
Totton (TTN) d													1201					
Ashurst New Forest (ANF) d													1206					
Beaulieu Road (BEU) d													1210					
Brockenhurst (BCU) 3 a				1138						1205			1216			1238		
Brockenhurst (BCU) 3 d				1139	1142					1206	1212	1217				1239	1242	
Lymington Town (LYT) d					1150						1220						1250	
Lymington Pier (LYP) a					1152						1222						1252	
Lymington Pier (LYP)  d						1200												1300
Yarmouth (I.O.W.) (YMH)  a						1240												1340
Sway (SWY) d													1222					
New Milton (NWM) d				1146									1227			1246		
Hinton Admiral (HNA) d													1231					
Christchurch (CHR) d				1154									1236			1254		
Pokesdown (POK) d				1158									1239			1258		
Bournemouth (BMH) a				1202					1212	1221			1244			1302		
Bournemouth (BMH) d				1206	1210								1225			1306	1310	
Branksome (BSM) d					1215								1230				1315	
Parkstone (Dorset) (PKS) d					1218								1233				1318	
Poole (POO) 4 a				1216	1222								1237			1316	1322	
Poole (POO) 4 d				1217									1238			1317		
Hamworthy (HAM) d				1222									1243			1322		
Holton Heath (HOL) d				1226												1326		
Wareham (WRM) d				1231									1250			1331		
Wool (WOO) d				1238												1338		
Moreton (Dorset) (MTN) d				1244												1344		
Dorchester South (DCH) d				1252									1307			1352		
Dorchester West (DCW) d	1212																	
Upwey (UPW) d	1221			1259												1359		
Weymouth (WEY) a	1226			1307									1317			1407		

NOTES (see introductory pages for explanation of train operator codes and standard symbols)

- a Arrival time
- d Departure time
- u Stops to pick up only
- D To Salisbury
- J From Manchester Piccadilly
- L From Gloucester

London to Winchester, Fareham, Portsmouth, Southampton, Lymington, Yarmouth (IOW), Bournemouth and Weymouth

Mondays to Fridays from 22 September

Operator	SW	XC	SW	SW	SW	GW	SW	SW	SW	SW	SW	SW	SW	XC	SW	SW	SW	SN
Days of operation/Notes 1st Class/Reservations/Bus/Ferry Catering facilities	□	J □◇ ⚓	□	□	□	L	□	□	□	□	□	□	D □	J □◇ ⚓	□	□	□	M □
London Waterloo (WAT)	15 d		1109		1135					1205					1209			1235
Clapham Junction (CLJ)	10 d									1212u								
Woking (WOK)	d		1134		1200										1234			1300
Farnborough (Main) (FNB)	d		1144												1244			
Fleet (FLE)	d		1150												1250			
Reading (RDG)	7 d			1152												1252		
Basingstoke (BSK)	d		1203	1211						1248					1303	1311		
Micheldever (MIC)	d		1213												1313			
Winchester (WIN)	d		1222	1227	1233			1253		1305					1322	1327	1333	
Shawford (SHW)	d							1258										
Romsey (ROM)	d														1307			
Chandlers Ford (CFR)	d														1314			
Eastleigh (ESL)	3 a		1230					1303							1320	1330		
Eastleigh (ESL)	3 d		1231					1304							1321	1331		1352
Hedge End (HDE)	d		1237													1337		
Botley (BOE)	d		1241													1343		
Fareham (FRM)	a		1249													1350		
Portchester (PTC)	a		1255													1356		
Cosham (CSA)	a		1259													1401		
Hilsea (HLS)	a		1304													1406		
Fratton (FTN)	a		1308													1410		
Portsmouth & Southsea (PMS)	a		1312													1413		
Portsmouth Harbour (PMH)	a		1318													1418		
Southampton Airport Parkwy (SOA)	d			1237	1243			1308		1314					1325		1336	1342
Swaythling (SWG)	d														1327			
St Denys (SDN)	d														1330			
Southampton Central (SOU)	a			1247	1251			1317		1322					1335		1343	1349
Southampton Central (SOU)	d			1249	1253					1324					1337		1345	1352
Millbrook (Hants) (MBK)	d														1340			1356
Redbridge (RDB)	d														1343a			
Totton (TTN)	d							1302										1401
Ashurst New Forest (ANF)	d							1306										1406
Beaulieu Road (BEU)	d																	1410
Brockenhurst (BCU)	3 a				1307			1316		1338							1405	1416
Brockenhurst (BCU)	3 d				1307	1312	1317			1339	1342						1406	1412
Lymington Town (LYT)	d					1320					1350							1420
Lymington Pier (LYP)	a					1322					1352							1422
Lymington Pier (LYP)	d												1400					
Yarmouth (I.O.W.) (YMH)	a												1440					
Sway (SWY)	d							1322										1422
New Milton (NWM)	d							1327		1346								1427
Hinton Admiral (HNA)	d							1331										1431
Christchurch (CHR)	d							1336		1354								1436
Pokesdown (POK)	d							1339		1358								1439
Bournemouth (BMH)	a			1315	1323			1344		1402						1412	1422	1444
Bournemouth (BMH)	d				1326					1406	1410							1426
Branksome (BSM)	d				1331						1415							1431
Parkstone (Dorset) (PKS)	d				1334						1418							1434
Poole (POO)	4 a				1338						1416	1422						1438
Poole (POO)	4 d				1339						1417							1439
Hamworthy (HAM)	d				1344						1422							1444
Holton Heath (HOL)	d										1426							
Wareham (WRM)	d					1351					1431							1450
Wool (WOO)	d										1438							
Moreton (Dorset) (MTN)	d										1444							
Dorchester South (DCH)	d				1407						1452							1507
Dorchester West (DCW)	d							1412										
Upwey (UPW)	d							1421		1459								
Weymouth (WEY)	a				1418			1426		1507								1518

NOTES (see introductory pages for explanation of train operator codes and standard symbols)

- a Arrival time
- d Departure time
- u Stops to pick up only
- D To Salisbury
- J From Manchester Piccadilly
- L From Gloucester
- M From Brighton

London to Winchester, Fareham, Portsmouth, Southampton, Lymington, Yarmouth (IOW), Bournemouth and Weymouth

Mondays to Fridays from 22 September

Operator	SW	SW	SW	SW	SW	SW	SW	XC	SW	SW	SW	GW	SW	SN	SW	SW	SW	SW
Days of operation/Notes 1st Class/Reservations/Bus/Ferry Catering facilities	□	□	□	□	MFO ☐	D □	□	J □◇ ⚓	□	□	□	L	□	□	□	□	□	☐
London Waterloo (WAT)	15 d		1305				1309		1335							1405		
Clapham Junction (CLJ)	10 d		1312u													1412u		
Woking (WOK)	d						1334		1401									
Farnborough (Main) (FNB)	d						1344											
Fleet (FLE)	d						1350											
Reading (RDG)	7 d								1352									
Basingstoke (BSK)	d		1348				1403	1411								1449		
Micheldever (MIC)	d						1413											
Winchester (WIN)	d	1349	1405				1422	1427	1433				1449		1505			
Shawford (SHW)	d	1354											1454					
Romsey (ROM)	d						1407											
Chandlers Ford (CFR)	d						1414											
Eastleigh (ESL)	3 a	1359					1420	1430					1459					
Eastleigh (ESL)	3 d	1400					1421	1431					1500	1500				
Hedge End (HDE)	d							1437										
Botley (BOE)	d							1441										
Fareham (FRM)	a							1449						1514				
Portchester (PTC)	a							1455										
Cosham (CSA)	a							1459						1522				
Hilsea (HLS)	a							1504										
Fratton (FTN)	a							1508										
Portsmouth & Southsea (PMS)	a							1512										
Portsmouth Harbour (PMH)	a							1518										
Southampton Airport Parkwy (SOA)	d	1405	1414				1425		1436	1442			1505		1514			
Swaythling (SWG)	d						1427											
St Denys (SDN)	d						1430											
Southampton Central (SOU)	a	1412	1422				1435		1443	1450			1515		1522			
Southampton Central (SOU)	d		1424				1437		1445	1451		1456			1524			
Millbrook (Hants) (MBK)	d						1440											
Redbridge (RDB)	d						1443a											
Totton (TTN)	d											1501						
Ashurst New Forest (ANF)	d											1506						
Beaulieu Road (BEU)	d																	
Brockenhurst (BCU)	3 a		1438						1505		1516				1538			
Brockenhurst (BCU)	3 d		1439	1442					1506	1512	1517				1539	1542		
Lymington Town (LYT)	d			1450						1520						1550		
Lymington Pier (LYP)	a			1452						1522						1552		
Lymington Pier (LYP)	d						1500											1600
Yarmouth (I.O.W.) (YMH)	a						1540											1640
Sway (SWY)	d											1522						
New Milton (NWM)	d		1446									1527			1546			
Hinton Admiral (HNA)	d											1531						
Christchurch (CHR)	d		1454									1536			1554			
Pokesdown (POK)	d		1458									1539			1558			
Bournemouth (BMH)	a		1502					1512	1521	1544					1602			
Bournemouth (BMH)	d		1506	1510								1525			1606	1610		
Branksome (BSM)	d			1515								1530				1615		
Parkstone (Dorset) (PKS)	d			1518								1533				1618		
Poole (POO)	4 a		1516	1522								1537			1616	1622		
Poole (POO)	4 d		1517									1538				1617		
Hamworthy (HAM)	d		1522									1543				1622		
Holton Heath (HOL)	d		1526													1626		
Wareham (WRM)	d		1531							1550						1631		
Wool (WOO)	d		1538													1638		
Moreton (Dorset) (MTN)	d		1544													1644		
Dorchester South (DCH)	d		1552							1607						1652		
Dorchester West (DCW)	d											1612						
Upwey (UPW)	d		1559									1621			1659			
Weymouth (WEY)	a		1607							1618		1626			1707			

NOTES (see introductory pages for explanation of train operator codes and standard symbols)

- a Arrival time
- d Departure time
- u Stops to pick up only
- D To Salisbury
- J From Manchester Piccadilly
- L From Gloucester
- N From Southampton Central to Brighton
- MFO Mondays and Fridays only

London to Winchester, Fareham, Portsmouth, Southampton, Lymington, Yarmouth (IOW), Bournemouth and Weymouth

Mondays to Fridays from 22 September

Operator	SW	SW	XC	SW	SW	SW	SW	SW	SW	SW	SW	SW	SW	SW	XC	SW	SW	SW
Days of operation/Notes	D		J											D	J			
1st Class/Reservations/Bus/Ferry			◇												◇			
Catering facilities			⚓												⚓			
London Waterloo (WAT)	15 d	1409		1435					1505					1509				1535
Clapham Junction (CLJ)	10 d								1512u									
Woking (WOK)	d	1434		1500										1534				1600
Farnborough (Main) (FNB)	d	1444												1544				
Fleet (FLE)	d	1450												1550				
Reading (RDG)	7 d		1452													1552		
Basingstoke (BSK)	d	1503	1511						1549					1603	1611			
Micheldever (MIC)	d	1513												1613				
Winchester (WIN)	d	1522	1527	1532			1549	1605						1622	1628	1633		
Shawford (SHW)	d						1554											
Romsey (ROM)	d	1507												1607				
Chandlers Ford (CFR)	d	1514												1614				
Eastleigh (ESL)	3 a	1520	1530				1559							1620	1630			
Eastleigh (ESL)	3 d	1521	1531				1600							1621	1631			
Hedge End (HDE)	d		1537												1637			
Botley (BOE)	d		1541												1641			
Fareham (FRM)	a		1549												1649			
Portchester (PTC)	a		1555												1655			
Cosham (CSA)	a		1559												1659			
Hilsea (HLS)	a		1604												1704			
Fratton (FTN)	a		1608												1708			
Portsmouth & Southsea (PMS)	a		1612												1712			
Portsmouth Harbour (PMH)	⚓ a		1618												1718			
Southampton Airport Parkwy (SOA)	↔ d	1525		1536	1541		1605	1614						1625		1637	1642	
Swaythling (SWG)	d	1527												1627				
St Denys (SDN)	d	1530												1630				
Southampton Central (SOU)	a	1535		1543	1548		1614	1621						1635		1644	1649	
Southampton Central (SOU)	d	1537		1545	1551		1556	1626	1628					1628	1637	1649	1653	1656
Millbrook (Hants) (MBK)	d	1540												1640				
Redbridge (RDB)	d	1543a												1643a				
Totton (TTN)	d						1601							1634				
Ashurst New Forest (ANF)	d						1606							1639				
Beaulieu Road (BEU)	d						1610											
Brockenhurst (BCU)	3 a			1604	1616		1639							1647			1710	
Brockenhurst (BCU)	3 d			1605	1612	1626	1640	1644						1647			1711	1714
Lymington Town (LYT)	d				1620			1652										1722
Lymington Pier (LYP)	a				1622			1654										1724
Lymington Pier (LYP)	⚓ d													1700				
Yarmouth (I.O.W.) (YMH)	⚓ a													1740				
Sway (SWY)	d						1631							1652				
New Milton (NWM)	d						1636							1657				
Hinton Admiral (HNA)	d						1640							1701				
Christchurch (CHR)	d						1645							1706				
Pokesdown (POK)	d						1648							1709				
Bournemouth (BMH)	a		1612	1621	1653		1701							1713		1721	1726	
Bournemouth (BMH)	d			1625			1702							1715				1728
Branksome (BSM)	d			1630			1708											1733
Parkstone (Dorset) (PKS)	d			1633			1711											1736
Poole (POO)	4 a			1636			1716							1725				1739
Poole (POO)	4 d			1637			1717											1740
Hamworthy (HAM)	d			1642			1722											1745
Holton Heath (HOL)	d						1726											
Wareham (WRM)	d			1649			1731											1752
Wool (WOO)	d			1656			1738											1758
Moreton (Dorset) (MTN)	d						1744											
Dorchester South (DCH)	d			1707			1752											1809
Dorchester West (DCW)	d																	
Upwey (UPW)	d						1759											
Weymouth (WEY)	a			1716			1805											1818

NOTES (see introductory pages for explanation of train operator codes and standard symbols)

- a Arrival time
- d Departure time
- u Stops to pick up only
- D To Salisbury
- J From Manchester Piccadilly
- MFO Mondays and Fridays only

London to Winchester, Fareham, Portsmouth, Southampton, Lymington, Yarmouth (IOW), Bournemouth and Weymouth

Mondays to Fridays from 22 September

Operator	SW	GW	SW	SW	SW	SW	SW	SW	SW	SW	SW	XC	SW	SW	SW	SW	SW	GW	
Days of operation/Notes 1st Class/Reservations/Bus/Ferry Catering facilities	□	L	□	P	□	□	□	□	□	D	□	J	□	□	□	MFO	□	L	
London Waterloo (WAT)	15	d		1512	1605								1609		1635				
Clapham Junction (CLJ)	10	d		1519u	1612u														
Woking (WOK)		d		1549									1634		1659u				
Farnborough (Main) (FNB)		d		1603									1644						
Fleet (FLE)		d		1608									1650						
Reading (RDG)	7	d												1652					
Basingstoke (BSK)		d		1629	1648								1703	1711	1719				
Micheldever (MIC)		d											1713						
Winchester (WIN)		d		1639	1645	1705							1722	1727	1735				
Shawford (SHW)		d		1643															
Romsey (ROM)		d										1707							
Chandlers Ford (CFR)		d										1714							
Eastleigh (ESL)	3	a		1649	1653							1720	1730						
Eastleigh (ESL)	3	d		1650	1654							1721	1731						
Hedge End (HDE)		d			1701								1737						
Botley (BOE)		d			1705								1741						
Fareham (FRM)		a			1718								1749						
Portchester (PTC)		a			1724								1755						
Cosham (CSA)		a			1728								1759						
Hilsea (HLS)		a											1804						
Fratton (FTN)		a			1738								1808						
Portsmouth & Southsea (PMS)		a			1742								1812						
Portsmouth Harbour (PMH)		a			1751								1820						
Southampton Airport Parkwy (SOA)		d		1654		1714							1725		1736	1744			
Swaythling (SWG)		d		1657									1727						
St Denys (SDN)		d		1700									1730						
Southampton Central (SOU)		a		1705		1721							1735		1743	1751			
Southampton Central (SOU)		d	1656		1713		1725	1728					1728	1737	1749	1755	1758		1758
Millbrook (Hants) (MBK)		d											1740						
Redbridge (RDB)		d		1717									1743a						
Totton (TTN)		d	1702		1720								1733						1804
Ashurst New Forest (ANF)		d	1707										1738						1808
Beaulieu Road (BEU)		d	1711																1813
Brockenhurst (BCU)	3	a	1717		1731		1738						1746		1809				1819
Brockenhurst (BCU)	3	d	1718		1731		1739		1744				1746		1810		1814		1819
Lymington Town (LYT)		d							1752								1822		
Lymington Pier (LYP)		a							1754								1824		
Lymington Pier (LYP)		d								1800							1900		
Yarmouth (I.O.W.) (YMH)		a								1840							1940		
Sway (SWY)		d	1722										1751						1824
New Milton (NWM)		d	1727		1738								1756						1829
Hinton Admiral (HNA)		d	1731										1800						1833
Christchurch (CHR)		d	1737		1745								1806						1839
Pokesdown (POK)		d	1741										1809						1842
Bournemouth (BMH)		a	1745		1752		1755						1813		1817	1825			1846
Bournemouth (BMH)		d	1746				1757						1815			1827			
Branksome (BSM)		d	1751				1802						1820			1832			
Parkstone (Dorset) (PKS)		d	1754				1805						1823			1835			
Poole (POO)	4	a	1758				1809						1826			1838			
Poole (POO)	4	d					1810									1839			
Hamworthy (HAM)		d					1815									1844			
Holton Heath (HOL)		d					1819												
Wareham (WRM)		d					1824									1851			
Wool (WOO)		d					1831									1859			
Moreton (Dorset) (MTN)		d					1838												
Dorchester South (DCH)		d					1846									1910			
Dorchester West (DCW)		d		1814															1925
Upwey (UPW)		d		1822			1853												1934
Weymouth (WEY)		a		1827			1900									1922			1939

NOTES (see introductory pages for explanation of train operator codes and standard symbols)

- a Arrival time
- d Departure time
- u Stops to pick up only
- D To Salisbury
- J From Manchester Piccadilly
- L From Gloucester
- P Also calls at Surbiton 1530, Walton-On-Thames 1537, Weybridge 1541, Brookwood 1555, Winchfield 1614 and Hook 1618
- MFO** Mondays and Fridays only

London to Winchester, Fareham, Portsmouth, Southampton, Lymington, Yarmouth (IOW), Bournemouth and Weymouth

Mondays to Fridays from 22 September

Operator	SW	SW	SW	SW	SW	SW	XC	SW	SW	SW	SW	GW	SW	SW	SW	SW	SW	SW
Days of operation/Notes	Q	Q	Q	Q	D	Q	J	Q	Q	Q	Q	L	R	Q	Q	Q	D	Q
1st Class/Reservations/Bus/Ferry Catering facilities	Q	Q	Q	Q	Q	Q	Q	Q	Q	Q	Q	Q	Q	Q	Q	Q	Q	Q
London Waterloo (WAT)	16	1612	1705			1709		1735					1720	1805				1807
Clapham Junction (CLJ)	10	1619u																1814u
Woking (WOK)	d	1652				1734							1745					1834
Farnborough (Main) (FNB)	d	1705				1744							1758					1845
Fleet (FLE)	d	1710				1750							1804					1850
Reading (RDG)	7						1752											
Basingstoke (BSK)	d	1730	1746			1803	1811	1817					1824	1846				1903
Micheldever (MIC)	d					1813							1834					1913
Winchester (WIN)	d	1750	1803			1822	1827	1833					1844	1903				1923
Shawford (SHW)	d	1754				1827							1848					1928
Romsey (ROM)	d					1807												1907
Chandlers Ford (CFR)	d					1814												1914
Eastleigh (ESL)	3	a	1800			1820	1833						1854					1920
Eastleigh (ESL)	3	d	1801			1821	1834						1855					1921
Hedge End (HDE)	d					1840												1940
Botley (BOE)	d					1844												1944
Fareham (FRM)	a					1852												1952
Portchester (PTC)	a					1858												1958
Cosham (CSA)	a					1902												2002
Hilsea (HLS)	a					1908												2008
Fratton (FTN)	a					1912												2012
Portsmouth & Southsea (PMS)	a					1915												2015
Portsmouth Harbour (PMH)	a					1921												2021
Southampton Airport Parkwy (SOA)	4	d	1805	1812		1825	1835	1842					1859	1911				1925
Swaythling (SWG)	d	1808				1827							1902					1927
St Denys (SDN)	d	1811				1830							1905					1930
Southampton Central (SOU)	a	1818	1819			1835	1842	1849					1916	1918				1935
Southampton Central (SOU)	d		1822	1825		1840	1845	1853	1856					1922	1925			1937
Millbrook (Hants) (MBK)	d					1843												1940
Redbridge (RDB)	d					1846a												1943a
Totton (TTN)	d		1831												1930			
Ashurst New Forest (ANF)	d		1835												1935			
Beaulieu Road (BEU)	d																	
Brockenhurst (BCU)	3	a		1843			1858	1914							1943			
Brockenhurst (BCU)	3	d		1844	1848		1859	1915	1918						1944	1948		
Lymington Town (LYT)	a				1856				1926							1956		
Lymington Pier (LYP)	a				1858				1928							1958		
Lymington Pier (LYP)	d											2000						
Yarmouth (I.O.W.) (YMH)	a											2040						
Sway (SWY)	d		1848					1919							1948			
New Milton (NWM)	d		1853					1924							1953			
Hinton Admiral (HNA)	d		1857					1928							1957			
Christchurch (CHR)	d		1903					1934							2003			
Pokesdown (POK)	d		1906					1938							2007			
Bournemouth (BMH)	a	1850	1910				1914	1921	1942					1950	2011			
Bournemouth (BMH)	d		1852	1912				1924	1943					1951	2012			
Branksome (BSM)	d		1857	1917				1929	1948					1956	2017			
Parkstone (Dorset) (PKS)	d		1900	1920				1932	1951					1959	2020			
Poole (POO)	4	a		1903	1924			1935	1955					2003	2025			
Poole (POO)	4	d		1904				1937						2004				
Hamworthy (HAM)	d		1909					1942						2009				
Holton Heath (HOL)	d		1913											2013				
Wareham (WRM)	d		1918					1949						2018				
Wool (WOO)	d		1925					1956						2025				
Moreton (Dorset) (MTN)	d		1934c											2031				
Dorchester South (DCH)	d		1942					2008						2040				
Dorchester West (DCW)	d											2027						
Upwey (UPW)	d		1949									2036		2046				
Weymouth (WEY)	a		1956					2019				2041		2054				

NOTES (see introductory pages for explanation of train operator codes and standard symbols)

- a Arrival time
- d Departure time
- u Stops to pick up only
- c Arrives 3 minutes earlier
- D To Salisbury
- J From Manchester Piccadilly
- L From Gloucester
- Q Also calls at Surbiton 1630, Walton-On-Thames 1637, Weybridge 1641, Brookwood 1657, Winchfield 1716 and Hook 1720
- R Also calls at Brookwood 1751, Winchfield 1809 and Hook 1814

London to Winchester, Fareham, Portsmouth, Southampton, Lymington, Yarmouth (IOW), Bournemouth and Weymouth

Mondays to Fridays from 22 September






Operator	XC	SW	SW	SW	SW	SW	SW	SW	SW	SW	SW	SW	XC	SW	SW	SW	SW	SW	SW
Days of operation/Notes	J	□	□	□	MFO	□	□	□	□	D	□	□	J	□	□	□	□	□	□
1st Class/Reservations/Bus/Ferry Catering facilities	◇	⚓											⚓						
London Waterloo (WAT)	15	d	1835					1905				1909		1935					2005
Clapham Junction (CLJ)	10	d						1912u											2012u
Woking (WOK)		d												1934					
Farnborough (Main) (FNB)		d												1944					
Fleet (FLE)		d												1949					
Reading (RDG)	7	d	1852											1950					
Basingstoke (BSK)		d	1912	1917				1948						2002	2011				2049
Micheldever (MIC)		d												2012					
Winchester (WIN)		d	1927	1934			1949	2005						2022	2027	2032			2049
Shawford (SHW)		d					1954							2027					2105
Romsey (ROM)		d										2007							
Chandlers Ford (CFR)		d										2014							
Eastleigh (ESL)	3	a					1959					2020	2033						2059
Eastleigh (ESL)	3	d					2000					2021	2034						2103
Hedge End (HDE)		d											2040						
Botley (BOE)		d											2044						
Fareham (FRM)		a											2052						
Portchester (PTC)		a											2058						
Cosham (CSA)		a											2103						
Hilsea (HLS)		a											2108						
Fratton (FTN)		a											2112						
Portsmouth & Southsea (PMS)		a											2115						
Portsmouth Harbour (PMH)		a											2119						
Southampton Airport Parkwy (SOA)	4	d	1936	1943			2004	2014				2025		2036	2041				2107
Swaythling (SWG)		d					2007						2027						
St Denys (SDN)		d					2010						2030						2113
Southampton Central (SOU)		a	1944	1950			2015	2021				2035		2043	2049				2118
Southampton Central (SOU)		d	1949	1954	1956			2025	2028					2045	2051	2056			2125
Millbrook (Hants) (MBK)		d											2037						
Redbridge (RDB)		d											2040						
Totton (TTN)		d		2002														2101	2130
Ashurst New Forest (ANF)		d		2007														2106	
Beaulieu Road (BEU)		d																	
Brockenhurst (BCU)	3	a		2015				2039	2046					2104	2116				2141
Brockenhurst (BCU)	3	d		2015	2018			2040	2046	2048				2105	2117	2118			2142
Lymington Town (LYT)		d			2026					2056						2126			2156
Lymington Pier (LYP)		a			2028					2058						2128			2158
Lymington Pier (LYP)		d					2100												
Yarmouth (I.O.W.) (YMH)		a					2140												
Sway (SWY)		d		2020					2051							2122			2146
New Milton (NWM)		d		2025					2056							2127			2151
Hinton Admiral (HNA)		d		2029					2100							2131			2155
Christchurch (CHR)		d		2035					2106							2136			2201
Pokesdown (POK)		d		2038					2109							2139			2205
Bournemouth (BMH)		a	2015	2022	2042			2055	2113					2116	2121	2143			2209
Bournemouth (BMH)		d		2023	2044			2059	2115							2125			
Branksome (BSM)		d		2028	2049			2104	2120							2130			
Parkstone (Dorset) (PKS)		d		2031	2052			2107	2123							2133			
Poole (POO)	4	a		2035	2057			2110	2126							2137			
Poole (POO)	4	d		2036				2111								2138			
Hamworthy (HAM)		d		2041				2116								2143			
Holton Heath (HOL)		d																	
Wareham (WRM)		d		2047				2123								2150			
Wool (WOO)		d		2055				2131								2157			
Moreton (Dorset) (MTN)		d						2141e								2203			
Dorchester South (DCH)		d		2106				2149								2211			
Dorchester West (DCW)		d																	
Upwey (UPW)		d						2155								2218			
Weymouth (WEY)		a		2118				2201								2223			

NOTES (see introductory pages for explanation of train operator codes and standard symbols)

- a Arrival time
- d Departure time
- u Stops to pick up only
- e Arrives 4 minutes earlier
- D To Salisbury
- J From Manchester Piccadilly
- MFO Mondays and Fridays only

London to Winchester, Fareham, Portsmouth, Southampton, Lymington, Yarmouth (IOW), Bournemouth and Weymouth

Mondays to Fridays from 22 September

Operator Days of operation/Notes 1st Class/Reservations/Bus/Ferry Catering facilities	SW D □	GW H	SW □	XC J □◇ ⚡	SW □	SW □	SW □	GW S	SW □	SW D □	SW □	XC J □◇ ⚡	SW □	SW □	SW □	SW D □	SN T	SW □
London Waterloo (WAT)  15 d			2009		2035				2105		2109		2135		2205			2208
Clapham Junction (CLJ) 10 d									2112u						2212u			2215u
Woking (WOK) d			2034		2100						2134		2200					2235
Farnborough (Main) (FNB) d			2044								2144							2245
Fleet (FLE) d			2050								2150							2251
Reading (RDG) 7 d				2049								2152						
Basingstoke (BSK) d			2103	2111					2149		2203	2211			2250			2304
Micheldever (MIC) d			2113								2213							2314
Winchester (WIN) d			2122	2128	2133				2205		2222	2227	2234		2306			2323
Shawford (SHW) d			2127								2227							2328
Romsey (ROM) d	2107									2207							2311	
Chandlers Ford (CFR) d	2114									2214							2318	
Eastleigh (ESL) 3 a	2120		2133							2221	2233						2324	2339
Eastleigh (ESL) 3 d	2121		2133				2209		2222	2233						2324	2330	2339
Hedge End (HDE) d			2140							2240								2346
Botley (BOE) d			2144							2244								2350
Fareham (FRM) a			2151							2251							2344	2357
Portchester (PTC) a			2157							2257								0004
Cosham (CSA) a			2202							2302							2353	0008
Hilsea (HLS) a			2209							2309								0013
Fratton (FTN) a			2213							2313								0017
Portsmouth & Southsea (PMS) a			2217							2317								0021
Portsmouth Harbour (PMH)  a			2221							2322								0025
Southampton Airport Parkwy (SOA)  d	2125			2137	2142			2213	2217	2226		2235	2243		2315	2328		
Swaythling (SWG) d	2127									2228								2331
St Denys (SDN) d	2130									2231								2334
Southampton Central (SOU) a	2135			2144	2149			2221	2225	2236		2242	2250		2322			2340
Southampton Central (SOU) d	2137			2145	2151	2156		2222	2227	2238		2245	2252		2324	2342		
Millbrook (Hants) (MBK) d	2140									2240								2344
Redbridge (RDB) d	2143a									2244a								2348a
Totton (TTN) d						2201				2232								2329
Ashurst New Forest (ANF) d						2206				2237								2334
Beaulieu Road (BEU) d						2210												
Brockenhurst (BCU) 3 a				2205	2216				2245				2305		2342			
Brockenhurst (BCU) 3 d				2206	2217	2218			2247				2306	2316	2343			
Lymington Town (LYT) d						2226												
Lymington Pier (LYP) a						2228												
Lymington Pier (LYP)  d																		
Yarmouth (I.O.W.) (YMH)  a																		
Sway (SWY) d						2222			2251					2321	2347			
New Milton (NWM) d						2227			2256					2326	2352			
Hinton Admiral (HNA) d						2231			2300					2330	2356			
Christchurch (CHR) d						2236			2305					2335	0002			
Pokesdown (POK) d						2239			2309					2338	0006			
Bournemouth (BMH) a			2215	2221	2244				2314			2316	2321	2342	0010			
Bournemouth (BMH) d						2225								2325	2344			
Branksome (BSM) d						2230								2330	2349			
Parkstone (Dorset) (PKS) d						2233								2333	2352			
Poole (POO) 4 a						2237								2337	2355			
Poole (POO) 4 d						2238								2338				
Hamworthy (HAM) d						2243								2343				
Holton Heath (HOL) d																		
Wareham (WRM) d						2250								2350				
Wool (WOO) d						2257								2357				
Moreton (Dorset) (MTN) d						2303								0004				
Dorchester South (DCH) d						2311								0012				
Dorchester West (DCW) d			2255															
Upwey (UPW) d			2303			2318								0018				
Weymouth (WEY) a			2308			2323								0024				

NOTES (see introductory pages for explanation of train operator codes and standard symbols)

- a Arrival time
- d Departure time
- u Stops to pick up only
- D To Salisbury
- H From Bristol Temple Meads
- J From Manchester Piccadilly
- S To Bristol Temple Meads
- T From Southampton Central to Littlehampton

London to Winchester, Fareham, Portsmouth, Southampton, Lymington, Yarmouth (IOW), Bournemouth and Weymouth

Mondays to Fridays from 22 September

Operator	XC J	SW J	SW J	SW J	SW SM U J	
Days of operation/Notes 1st Class/Reservations/Bus/Ferry	1	1	1	1	1	
London Waterloo (WAT) ⇄	15	d	2235	2305	2335	0105
Clapham Junction (CLJ)	10	d		2312u	2344u	0115
Woking (WOK)		d	2300	2332	0004	0142
Farnborough (Main) (FNB)		d			0015	0151s
Fleet (FLE)		d			0020	0157s
Reading (RDG)	7	d	2249			
Basingstoke (BSK)		d	2311		2352	0035
Micheldever (MIC)		d			0002	
Winchester (WIN)		d	2328	2333	0012	0051
Shawford (SHW)		d			0017	
Romsey (ROM)		d				
Chandlers Ford (CFR)		d				
Eastleigh (ESL)	3	a			0022	0059
Eastleigh (ESL)	3	d			0023	0100
Hedge End (HDE)		d				
Botley (BOE)		d				
Fareham (FRM)		a				
Portchester (PTC)		a				
Cosham (CSA)		a				
Hilsea (HLS)		a				
Fratton (FTN)		a				
Portsmouth & Southsea (PMS)		a				
Portsmouth Harbour (PMH) ⚓		a				
Southampton Airport Parkway (SOA) ⇄		d	2336	2342	0027	0105
Swaythling (SWG)		d				
St Denys (SDN)		d			0031s	0244s
Southampton Central (SOU)		a	2345	2349	0036	0112
Southampton Central (SOU)		d		2353		0113
Millbrook (Hants) (MBK)		d				
Redbridge (RDB)		d				
Totton (TTN)		d				0119s
Ashurst New Forest (ANF)		d				
Beaulieu Road (BEU)		d				
Brockenhurst (BCU)	3	a		0006		0130s
Brockenhurst (BCU)	3	d		0007		
Lymington Town (LYT)		d				
Lymington Pier (LYP)		a				
Lymington Pier (LYP) ⚓		d				
Yarmouth (I.O.W.) (YMH) ⚓		a				
Sway (SWY)		d				
New Milton (NWM)		d				0137s
Hinton Admiral (HNA)		d				
Christchurch (CHR)		d				0144s
Pokesdown (POK)		d				0148s
Bournemouth (BMH)		a		0023		0152
Bournemouth (BMH)		d		0024		
Branksome (BSM)		d		0029		
Parkstone (Dorset) (PKS)		d		0032		
Poole (POO)	4	a		0036		
Poole (POO)	4	d				
Hamworthy (HAM)		d				
Holton Heath (HOL)		d				
Wareham (WRM)		d				
Wool (WOO)		d				
Moreton (Dorset) (MTN)		d				
Dorchester South (DCH)		d				
Dorchester West (DCW)		d				
Upwey (UPW)		d				
Weymouth (WEY)		a				

NOTES (see introductory pages for explanation of train operator codes and standard symbols)

- a Arrival time
- d Departure time
- s Stops to set down only
- u Stops to pick up only
- J From Manchester Piccadilly
- U Also calls at Vauxhall 0109, Wimbledon 0120 and Surbiton 0128
- SM Saturday mornings

London to Winchester, Fareham, Portsmouth, Southampton, Lymington, Yarmouth (IOW), Bournemouth and Weymouth

Saturdays until 20 September

Operator	SW	SW	SW	SW	SW	SW	SW	SW	SW	SW	SW	SW	SW	SW	SW	SW	SW	SW	SW
Days of operation/Notes	1	1	1	1	1	1	1	1	1	1	1	1	1	1	1	1	1	1	1
1st Class/Reservations/Bus/Ferry	1	1	1	1	1	1	1	1	1	1	1	1	1	1	1	1	1	1	1
London Waterloo (WAT) ⇄ 15 d														0530					
Clapham Junction (CLJ) 10 d														0537u					
Woking (WOK) d														0603					0620
Farnborough (Main) (FNB) d																			0634
Fleet (FLE) d																			0639
Reading (RDG) 7 d																			
Basingstoke (BSK) d	0510													0623					0700
Micheldever (MIC) d														0633					0710
Winchester (WIN) d	0526													0642					0719
Shawford (SHW) d																			0724
Romsey (ROM) d								0558											0707
Chandlers Ford (CFR) d								0606											0714
Eastleigh (ESL) 3 a	0535							0612						0650					0720
Eastleigh (ESL) 3 d	0536							0613			0625	0628	0651						0721
Hedge End (HDE) d												0634							0736
Botley (BOE) d												0638							0740
Fareham (FRM) a												0647							0748
Portchester (PTC) a												0653							0754
Cosham (CSA) a												0657							0759
Hilsea (HLS) a												0702							0804
Fratton (FTN) a												0706							0808
Portsmouth & Southsea (PMS) a												0710							0812
Portsmouth Harbour (PMH) a												0715							0817
Southampton Airport Parkway (SOA) ⇄ d	0540							0617			0629		0655						0725
Swaythling (SWG) d								0619											0727
St Denys (SDN) d	0544							0622											0730
Southampton Central (SOU) a	0549							0631			0638		0703						0735
Southampton Central (SOU) d					0620			0633					0705	0721					0737
Millbrook (Hants) (MBK) d								0636											0740
Redbridge (RDB) d								0639a											0743a
Totton (TTN) d					0625								0710	0726					
Ashurst New Forest (ANF) d					0630									0731					
Beaulieu Road (BEU) d																			
Brockenhurst (BCU) 3 a					0638								0721	0739					
Brockenhurst (BCU) 3 d			0612	0615	0639	0642				0712			0721	0740	0742				0812
Lymington Town (LYT) d			0620			0650				0720					0750				0820
Lymington Pier (LYP) a			0622			0652				0722					0752				0822
Lymington Pier (LYP) d																0800			
Yarmouth (I.O.W.) (YMH) a																0840			
Sway (SWY) d				0620	0643								0726	0744					
New Milton (NWM) d				0625	0648								0731	0749					
Hinton Admiral (HNA) d				0629	0652								0735	0753					
Christchurch (CHR) d				0634	0657								0740	0758					
Pokesdown (POK) d				0637	0701								0743	0802					
Bournemouth (BMH) a				0641	0706								0747	0806					
Bournemouth (BMH) d		0611		0644	0711								0749	0809					
Branksome (BSM) d		0616		0649	0716								0754	0814					
Parkstone (Dorset) (PKS) d		0619		0652	0719								0757	0817					
Poole (POO) 4 a		0623		0655	0723								0800	0821					
Poole (POO) 4 d		0624		0657	0724								0801	0822					
Hamworthy (HAM) d		0629		0702	0729								0806	0827					
Holton Heath (HOL) d		0633		0706	0733								0806	0827					
Wareham (WRM) d		0638		0711	0738								0813	0836					
Wool (WOO) d		0644		0717	0744								0819	0842					
Moreton (Dorset) (MTN) d		0650		0723	0750								0825	0848					
Dorchester South (DCH) d		0658		0731	0758								0833	0856					
Dorchester West (DCW) d										0812									
Upwey (UPW) d		0705		0738	0805					0820			0840	0903					
Weymouth (WEY) a		0709		0742	0809					0825			0845	0908					

NOTES (see introductory pages for explanation of train operator codes and standard symbols)

- a Arrival time
- d Departure time
- u Stops to pick up only
- A From Salisbury to Salisbury
- B From Westbury
- C Also calls at Wimbledon 0543 and Surbiton 0551
- D To Salisbury
- E Also calls at Brookwood 0626, Winchfield 0645 and Hook 0649

London to Winchester, Fareham, Portsmouth, Southampton, Lymington, Yarmouth (IOW), Bournemouth and Weymouth

Saturdays until 20 September

Operator	SW	SW	SW	SW	SW	SW	XC	SW	SW	SW	GW	SW	SW	SW	SW	SW	GW	SW
Days of operation/Notes 1st Class/Reservations/Bus/Ferry Catering facilities	□	□	□	□	D	F	G	□	□	□	H	□	□	□	□	□	J	D
London Waterloo (WAT)	15 d	0630				0642			0735				0805					
Clapham Junction (CLJ)	10 d	0637u				0649u							0812u					
Woking (WOK)	d	0657				0719		0800										
Farnborough (Main) (FNB)	d					0733												
Fleet (FLE)	d					0738												
Reading (RDG)	7 d						0752											
Basingstoke (BSK)	d	0718				0800	0811	0821					0849					
Micheldever (MIC)	d					0810												
Winchester (WIN)	d	0734				0820	0831	0838			0850	0905						
Shawford (SHW)	d					0824					0855							
Romsey (ROM)	d					0807												0907
Chandlers Ford (CFR)	d					0814												0914
Eastleigh (ESL)	3 a	0742				0820	0830	0847			0900							0920
Eastleigh (ESL)	3 d	0743				0821	0831	0847			0901							0921
Hedge End (HDE)	d						0837											
Botley (BOE)	d						0841											
Fareham (FRM)	a						0849											
Portchester (PTC)	a						0855											
Cosham (CSA)	a						0859											
Hilsea (HLS)	a						0904											
Fratton (FTN)	a						0908											
Portsmouth & Southsea (PMS)	a						0913											
Portsmouth Harbour (PMH)	a						0918											
Southampton Airport Parkwy (SOA)	d	0748				0825	0840	0851			0905	0914						0925
Swaythling (SWG)	d					0827												0927
St Denys (SDN)	d					0830												0930
Southampton Central (SOU)	a	0756				0835	0847	0858			0912	0921						0935
Southampton Central (SOU)	d	0800	0817			0837	0849	0900	0903			0924						0937
Millbrook (Hants) (MBK)	d					0840												0940
Redbridge (RDB)	d					0843a												0943a
Totton (TTN)	d	0805	0822						0909									
Ashurst New Forest (ANF)	d		0827						0913									
Beaulieu Road (BEU)	d		0831															
Brockenhurst (BCU)	3 a	0816	0837					0914	0921			0937						
Brockenhurst (BCU)	3 d	0817	0838	0842				0912	0914	0922		0938	0942					
Lymington Town (LYT)	d			0850				0920					0950					
Lymington Pier (LYP)	a			0852				0922					0952					
Lymington Pier (LYP)	d			0900										1000				
Yarmouth (I.O.W.) (YMH)	a			0940										1040				
Sway (SWY)	d	0821	0842						0926									
New Milton (NWM)	d	0826	0847						0931			0945						
Hinton Admiral (HNA)	d	0830	0851						0935									
Christchurch (CHR)	d	0835	0856						0940			0952						
Pokesdown (POK)	d	0839	0900						0944			0956						
Bournemouth (BMH)	a	0843	0905				0916	0929	0950			1000						
Bournemouth (BMH)	d	0844	0908					0930				1004	1008					
Branksome (BSM)	d	0849	0913					0935					1013					
Parkstone (Dorset) (PKS)	d	0852	0916					0938					1016					
Poole (POO)	4 a	0856	0920					0942				1013	1020					
Poole (POO)	4 d	0857	0921					0943				1014						
Hamworthy (HAM)	d	0902	0926					0948				1019						
Holton Heath (HOL)	d		0930									1023						
Wareham (WRM)	d	0909	0934					0955				1028						
Wool (WOO)	d	0915	0941									1035						
Moreton (Dorset) (MTN)	d	0921	0947									1041						
Dorchester South (DCH)	d	0929	0955					1011				1049						
Dorchester West (DCW)	d										1018						1057	
Upwey (UPW)	d	0936	1001								1027	1055						
Weymouth (WEY)	a	0940	1008					1019			1032	1100					1108	

NOTES (see introductory pages for explanation of train operator codes and standard symbols)

- a Arrival time
- d Departure time
- u Stops to pick up only
- D To Salisbury
- F Also calls at Surbiton 0700, Walton-On-Thames 0707, Weybridge 0711, Brookwood 0725, Winchfield 0744 and Hook 0748
- G From Birmingham New Street
- H From Cheltenham Spa
- J Runs until 13 September. From Swindon

London to Winchester, Fareham, Portsmouth, Southampton, Lymington, Yarmouth (IOW), Bournemouth and Weymouth

Saturdays until 20 September






Operator	SW	XC	SW	SW	SW	GW	SW	SW	SW	SW	SW	SW	SW	XC	SW	SW	GW	SW	
Days of operation/Notes 1st Class/Reservations/Bus/Ferry Catering facilities	□	K □◇ ⚓	□	□	□	L	□	□	□	□	□	□	D □	M □◇ ⚓	□	□	N	□	
London Waterloo (WAT)	0809		0835							0905				0909		0935			
Clapham Junction (CLJ)	d									0912u									
Woking (WOK)	d	0834	0900											0934	1000				
Farnborough (Main) (FNB)	d	0844												0944					
Fleet (FLE)	d	0850												0950					
Reading (RDG)	d	0852													0952				
Basingstoke (BSK)	d	0903	0911							0948				1003	1011				
Micheldever (MIC)	d	0913												1013					
Winchester (WIN)	d	0922	0927	0933			0949	1005						1022	1027	1033			
Shawford (SHW)	d						0954												
Romsey (ROM)	d												1007						
Chandlers Ford (CFR)	d												1014						
Eastleigh (ESL)	a	0930					0959						1020	1030					
Eastleigh (ESL)	a	0931					1000						1021	1031					
Hedge End (HDE)	d	0937												1037					
Botley (BOE)	d	0941												1041					
Fareham (FRM)	a	0949												1049					
Portchester (PTC)	a	0955												1055					
Cosham (CSA)	a	0959												1059					
Hilsea (HLS)	a	1004												1104					
Fratton (FTN)	a	1008												1108					
Portsmouth & Southsea (PMS)	a	1013												1113					
Portsmouth Harbour (PMH)	a	1018												1118					
Southampton Airport Parkwy (SOA)	d	0936	0942				1005	1014					1025		1036	1042			
Swaythling (SWG)	d												1027						
St Denys (SDN)	d												1030						
Southampton Central (SOU)	a	0943	0949				1012	1021					1035		1043	1050			
Southampton Central (SOU)	d	0945	0951		0956			1024					1037		1044	1051			1056
Millbrook (Hants) (MBK)	d												1040						
Redbridge (RDB)	d												1043a						
Totton (TTN)	d					1001													1101
Ashurst New Forest (ANF)	d					1006													1106
Beaulieu Road (BEU)	d					1010													
Brockenhurst (BCU)	a	0958	1005			1016		1037								1105			1116
Brockenhurst (BCU)	d	0959	1006	1012	1017			1038	1042						1106	1112			1117
Lymington Town (LYT)	d			1020					1050							1120			
Lymington Pier (LYP)	a			1022					1052							1122			
Lymington Pier (LYP)	d											1100							
Yarmouth (I.O.W.) (YMH)	a											1140							
Sway (SWY)	d					1022													1122
New Milton (NWM)	d					1027			1045										1127
Hinton Admiral (HNA)	d					1031													1131
Christchurch (CHR)	d					1036			1052										1136
Pokesdown (POK)	d					1039			1056										1139
Bournemouth (BMH)	a	1013	1020			1044			1100						1111	1120			1144
Bournemouth (BMH)	d		1024					1104	1108							1124			
Branksome (BSM)	d		1029						1113							1129			
Parkstone (Dorset) (PKS)	d		1032						1116							1132			
Poole (POO)	a	1036						1113	1120							1136			
Poole (POO)	d		1037					1114								1137			
Hamworthy (HAM)	d		1042					1119								1142			
Holton Heath (HOL)	d							1123											
Wareham (WRM)	d		1049					1128								1149			
Wool (WOO)	d							1135											
Moreton (Dorset) (MTN)	d							1141											
Dorchester South (DCH)	d		1105					1149								1205			
Dorchester West (DCW)	d						1122												1212
Upwey (UPW)	d						1130		1155										1221
Weymouth (WEY)	a		1113				1135		1200							1213			1226

NOTES (see introductory pages for explanation of train operator codes and standard symbols)

- a Arrival time
- d Departure time
- u Stops to pick up only
- D To Salisbury
- K From Manchester Piccadilly
- L Runs until 13 September. From Gloucester
- M From Nottingham
- N From Gloucester

London to Winchester, Fareham, Portsmouth, Southampton, Lymington, Yarmouth (IOW), Bournemouth and Weymouth

Saturdays until 20 September

Operator	SW	SW	SW	SW	SW	SW	SW	XC	SW	SW	SW	SW	SW	SW	SW	SW	SW	SW
Days of operation/Notes	□	□	□	□	☞	D	□	□	□	□	□	□	□	□	□	☞	D	□
1st Class/Reservations/Bus/Ferry								⬇										
Catering facilities																		
London Waterloo (WAT)  15 d		1005					1009		1035					1105				1109
Clapham Junction (CLJ) 10 d		1012u												1112u				
Woking (WOK) d							1034		1100									1134
Farnborough (Main) (FNB) d							1044											1144
Fleet (FLE) d							1050											1150
Reading (RDG) 7 d									1052									
Basingstoke (BSK) d		1048					1103	1111						1148				1203
Micheldever (MIC) d							1113											1213
Winchester (WIN) d	1049	1105					1122	1127	1133				1149	1205				1222
Shawford (SHW) d	1054												1154					
Romsey (ROM) d						1107												1207
Chandlers Ford (CFR) d						1114												1214
Eastleigh (ESL) 3 a	1059					1120	1130						1159					1220 1230
Eastleigh (ESL) 3 d	1100					1121	1131						1200					1221 1231
Hedge End (HDE) d							1137											1237
Botley (BOE) d							1141											1241
Fareham (FRM) a							1149											1249
Portchester (PTC) a							1155											1255
Cosham (CSA) a							1159											1259
Hilsea (HLS) a							1204											1304
Fratton (FTN) a							1208											1308
Portsmouth & Southsea (PMS) a							1213											1313
Portsmouth Harbour (PMH)  a							1218											1318
Southampton Airport Parkwy (SOA)  d	1105	1114				1125		1136	1142				1205	1214				1225
Swaythling (SWG) d						1127												1227
St Denys (SDN) d						1130												1231
Southampton Central (SOU) a	1112	1121				1135		1143	1149				1212	1221				1236
Southampton Central (SOU) d		1124				1137		1144	1151		1156			1224				1238
Millbrook (Hants) (MBK) d						1140												1240
Redbridge (RDB) d						1143a												1244a
Totton (TTN) d													1201					
Ashurst New Forest (ANF) d													1206					
Beaulieu Road (BEU) d													1210					
Brockenhurst (BCU) 3 a		1137							1205				1216		1237			
Brockenhurst (BCU) 3 d		1138	1142						1206	1212	1217			1238	1242			
Lymington Town (LYT) d			1150							1220					1250			
Lymington Pier (LYP) a			1152							1222					1252			
Lymington Pier (LYP)  d					1200													1300
Yarmouth (I.O.W.) (YMH)  a					1240													1340
Sway (SWY) d													1222					
New Milton (NWM) d		1145											1227		1245			
Hinton Admiral (HNA) d													1231					
Christchurch (CHR) d		1152											1236		1252			
Pokesdown (POK) d		1156											1239		1256			
Bournemouth (BMH) a		1200						1211	1220				1244		1300			
Bournemouth (BMH) d		1204	1208										1224		1304	1308		
Branksome (BSM) d			1213										1229			1313		
Parkstone (Dorset) (PKS) d			1216										1232			1316		
Poole (POO) 4 a		1213	1220										1236		1313	1320		
Poole (POO) 4 d		1214											1237		1314			
Hamworthy (HAM) d		1219											1242		1319			
Holton Heath (HOL) d		1223													1323			
Wareham (WRM) d		1228							1249						1328			
Wool (WOO) d		1235													1335			
Moreton (Dorset) (MTN) d		1241													1341			
Dorchester South (DCH) d		1249							1305						1349			
Dorchester West (DCW) d																		
Upwey (UPW) d		1255													1355			
Weymouth (WEY) a		1300							1313						1400			

NOTES (see introductory pages for explanation of train operator codes and standard symbols)

- a Arrival time
- d Departure time
- u Stops to pick up only
- D To Salisbury
- K From Manchester Piccadilly

London to Winchester, Fareham, Portsmouth, Southampton, Lymington, Yarmouth (IOW), Bournemouth and Weymouth

Saturdays until 20 September

Operator	XC K	SW	SW	SW	GW N	SW	SW	SW	SW	SW	SW	SW	XC K	SW	SW	SW	SW
Days of operation/Notes 1st Class/Reservations/Bus/Ferry Catering facilities	1 ◇	1	1	1		1	1	1	1	1	1	1	1 ◇	1	1	1	1
London Waterloo (WAT)	15	d	1135						1205					1209			1235
Clapham Junction (CLJ)	10	d							1212u								
Woking (WOK)		d	1200											1234		1304	
Farnborough (Main) (FNB)		d												1244			
Fleet (FLE)		d												1250			
Reading (RDG)	7	d	1152													1252	
Basingstoke (BSK)		d	1211						1248					1303	1311		
Micheldever (MIC)		d												1313			
Winchester (WIN)		d	1227	1233			1249	1305						1322	1327	1336	1349
Shawford (SHW)		d					1254										1354
Romsey (ROM)		d												1307			
Chandlers Ford (CFR)		d												1314			
Eastleigh (ESL)	3	a					1259							1320	1330		1359
Eastleigh (ESL)	3	d					1300							1321	1331		1400
Hedge End (HDE)		d													1337		
Botley (BOE)		d													1341		
Fareham (FRM)		a													1349		
Portchester (PTC)		a													1355		
Cosham (CSA)		a													1359		
Hilsea (HLS)		a													1404		
Fratton (FTN)		a													1408		
Portsmouth & Southsea (PMS)		a													1413		
Portsmouth Harbour (PMH)		a													1418		
Southampton Airport Parkwy (SOA)	4	d	1236	1242			1305	1314						1325	1336	1345	1405
Swaythling (SWG)		d												1327			
St Denys (SDN)		d												1330			
Southampton Central (SOU)		a	1243	1249			1312	1321						1335	1343	1352	1412
Southampton Central (SOU)		d	1245	1251	1256			1324						1337	1345	1353	1356
Millbrook (Hants) (MBK)		d												1340			
Redbridge (RDB)		d												1343a			
Totton (TTN)		d			1301												1402
Ashurst New Forest (ANF)		d			1306												1407
Beaulieu Road (BEU)		d															1411
Brockenhurst (BCU)	3	a	1305	1316				1337							1407		1417
Brockenhurst (BCU)	3	d	1306	1312	1317			1338	1342						1408	1412	1418
Lymington Town (LYT)		d		1320					1350							1420	
Lymington Pier (LYP)		a		1322					1352							1422	
Lymington Pier (LYP)		d								1400							
Yarmouth (I.O.W.) (YMH)		a								1440							
Sway (SWY)		d		1322													1422
New Milton (NWM)		d		1327				1345									1427
Hinton Admiral (HNA)		d		1331													1431
Christchurch (CHR)		d		1336				1352									1436
Pokesdown (POK)		d		1339				1356									1440
Bournemouth (BMH)		a	1312	1320	1344			1400						1412	1422		1444
Bournemouth (BMH)		d	1324					1404	1408								1426
Branksome (BSM)		d	1329						1413								1431
Parkstone (Dorset) (PKS)		d	1332						1416								1434
Poole (POO)	4	a	1336					1413	1420								1437
Poole (POO)	4	d	1337					1414									1438
Hamworthy (HAM)		d	1342					1419									1443
Holton Heath (HOL)		d						1423									
Wareham (WRM)		d	1349					1428							1450		
Wool (WOO)		d						1435									
Moreton (Dorset) (MTN)		d						1441									
Dorchester South (DCH)		d	1405					1449							1506		
Dorchester West (DCW)		d			1412												
Upwey (UPW)		d			1421			1455									
Weymouth (WEY)		a	1413		1426			1500							1515		

NOTES (see introductory pages for explanation of train operator codes and standard symbols)

- a Arrival time
- d Departure time
- u Stops to pick up only
- D To Salisbury
- K From Manchester Piccadilly
- N From Gloucester

London to Winchester, Fareham, Portsmouth, Southampton, Lymington, Yarmouth (IOW), Bournemouth and Weymouth

Saturdays until 20 September

Operator	SW	SW	SW	SW	SW	SW	XC	SW	SW	SW	GW	SW	SW	SW	SW	SW	SW
Days of operation/Notes	□	□	□	☞	D	□	K	□	□	□	N	□	□	□	□	□	□
1st Class/Reservations/Bus/Ferry	□	□	□	☞	□	□	□	□	□	□	□	□	□	□	□	□	□
Catering facilities	□	□	□	☞	□	□	☞	□	□	□	□	□	□	□	□	□	□
London Waterloo (WAT)	15 d	1305				1309		1335					1405				1409
Clapham Junction (CLJ)	10 d	1312u											1412u				
Woking (WOK)	d					1334		1400									1434
Farnborough (Main) (FNB)	d					1344											1444
Fleet (FLE)	d					1350											1450
Reading (RDG)	7 d						1352										
Basingstoke (BSK)	d	1349				1403	1411						1448				1503
Micheldever (MIC)	d					1413											1513
Winchester (WIN)	d	1405				1422	1427	1433				1449	1505				1522
Shawford (SHW)	d											1454					
Romsey (ROM)	d					1407											1507
Chandlers Ford (CFR)	d					1414											1514
Eastleigh (ESL)	3 a					1420	1430					1459					1520 1530
Eastleigh (ESL)	3 d					1421	1431					1500					1521 1531
Hedge End (HDE)	d						1437										1537
Botley (BOE)	d						1441										1541
Fareham (FRM)	a						1449										1549
Portchester (PTC)	a						1455										1555
Cosham (CSA)	a						1459										1559
Hilsea (HLS)	a						1504										1604
Fratton (FTN)	a						1508										1608
Portsmouth & Southsea (PMS)	a						1513										1613
Portsmouth Harbour (PMH)	☞ a						1518										1618
Southampton Airport Parkwy (SOA)	☞ d	1414				1425		1436 1442				1505	1514				1525
Swaythling (SWG)	d					1427											1527
St Denys (SDN)	d					1430											1530
Southampton Central (SOU)	a	1421				1435		1443 1449				1512	1521				1535
Southampton Central (SOU)	d	1424				1437		1445 1451		1456			1524				1537
Millbrook (Hants) (MBK)	d					1440											1540
Redbridge (RDB)	d					1443a											1543a
Totton (TTN)	d											1501					
Ashurst New Forest (ANF)	d											1506					
Beaulieu Road (BEU)	d																
Brockenhurst (BCU)	3 a	1437						1505	1516				1537				
Brockenhurst (BCU)	3 d	1438	1442					1506	1512 1517				1538	1542			
Lymington Town (LYT)	d		1450						1520					1550			
Lymington Pier (LYP)	a		1452						1522					1552			
Lymington Pier (LYP)	☞ d			1500													1600
Yarmouth (I.O.W.) (YMH)	☞ a			1540													1640
Sway (SWY)	d											1522					
New Milton (NWM)	d	1445										1527		1545			
Hinton Admiral (HNA)	d											1531					
Christchurch (CHR)	d	1452										1536		1552			
Pokesdown (POK)	d	1456										1539		1556			
Bournemouth (BMH)	a	1500					1512	1520				1544		1600			
Bournemouth (BMH)	d	1504	1508											1604	1608		
Branksome (BSM)	d		1513												1613		
Parkstone (Dorset) (PKS)	d		1516												1616		
Poole (POO)	4 a	1513	1520											1613	1620		
Poole (POO)	4 d	1514												1614			
Hamworthy (HAM)	d	1519												1619			
Holton Heath (HOL)	d	1523												1623			
Wareham (WRM)	d	1528						1549						1628			
Wool (WOO)	d	1535												1635			
Moreton (Dorset) (MTN)	d	1541												1641			
Dorchester South (DCH)	d	1549						1605						1649			
Dorchester West (DCW)	d											1612					
Upwey (UPW)	d	1555										1621		1655			
Weymouth (WEY)	a	1600						1613				1626		1700			

NOTES (see introductory pages for explanation of train operator codes and standard symbols)

- a Arrival time
- d Departure time
- u Stops to pick up only
- D To Salisbury
- K From Manchester Piccadilly
- N From Gloucester

London to Winchester, Fareham, Portsmouth, Southampton, Lymington, Yarmouth (IOW), Bournemouth and Weymouth

Saturdays until 20 September






Operator	XC	SW	SW	SW	SW	SW	SW	SW	SW	SW	SW	SW	XC	SW	SW	SW	GW	SW	
Days of operation/Notes 1st Class/Reservations/Bus/Ferry Catering facilities	K ◇ ⚓	□	□	□	□	□	□	□	□	⚓	D □	□	K ◇ ⚓	□	□	□	N	□	
London Waterloo (WAT)	15	d	1435					1505					1509					1535	
Clapham Junction (CLJ)	10	d						1512u											
Woking (WOK)		d	1500										1534					1600	
Farnborough (Main) (FNB)		d											1544						
Fleet (FLE)		d											1550						
Reading (RDG)	7	d	1452															1552	
Basingstoke (BSK)		d	1511					1548					1603					1611	
Micheldever (MIC)		d											1613						
Winchester (WIN)		d	1527	1533			1549	1605					1622	1627	1633				1649
Shawford (SHW)		d					1554												1654
Romsey (ROM)		d											1607						
Chandlers Ford (CFR)		d											1614						
Eastleigh (ESL)	3	a					1559						1620	1630					1659
Eastleigh (ESL)	3	d					1600						1621	1631					1700
Hedge End (HDE)		d												1637					
Botley (BOE)		d												1641					
Fareham (FRM)		a												1649					
Portchester (PTC)		a												1655					
Cosham (CSA)		a												1659					
Hilsea (HLS)		a												1704					
Fratton (FTN)		a												1708					
Portsmouth & Southsea (PMS)		a												1713					
Portsmouth Harbour (PMH)		a												1718					
Southampton Airport Parkwy (SOA)		d	1535	1542			1605	1614					1625		1636	1642			1705
Swaythling (SWG)		d											1627						
St Denys (SDN)		d											1630						
Southampton Central (SOU)		a	1542	1549			1612	1621					1635		1644	1649			1712
Southampton Central (SOU)		d	1545	1551		1556		1624					1637		1646	1651		1656	
Millbrook (Hants) (MBK)		d											1640						
Redbridge (RDB)		d											1643a						
Totton (TTN)		d				1601													1701
Ashurst New Forest (ANF)		d				1606													1706
Beaulieu Road (BEU)		d				1610													
Brockenhurst (BCU)	3	a		1605		1616		1637								1705		1716	
Brockenhurst (BCU)	3	d		1606	1612	1617		1638	1642							1706	1712	1717	
Lymington Town (LYT)		d			1620				1650								1720		
Lymington Pier (LYP)		a			1622				1652								1722		
Lymington Pier (LYP)		d								1700									
Yarmouth (I.O.W.) (YMH)		a								1740									
Sway (SWY)		d				1622													1722
New Milton (NWM)		d				1627		1645											1727
Hinton Admiral (HNA)		d				1631													1731
Christchurch (CHR)		d				1636		1652											1736
Pokesdown (POK)		d				1639		1656											1739
Bournemouth (BMH)		a	1612	1620		1644		1700						1715	1720			1744	
Bournemouth (BMH)		d		1624				1704	1708										1724
Branksome (BSM)		d		1629					1713										1729
Parkstone (Dorset) (PKS)		d		1632					1716										1732
Poole (POO)	4	a		1636				1713	1720										1736
Poole (POO)	4	d		1637				1714											1737
Hamworthy (HAM)		d		1642				1719											1742
Holton Heath (HOL)		d						1723											
Wareham (WRM)		d		1649				1728											1749
Wool (WOO)		d						1735											
Moreton (Dorset) (MTN)		d						1741											
Dorchester South (DCH)		d		1705				1749											1805
Dorchester West (DCW)		d																	1812
Upwey (UPW)		d						1755											1821
Weymouth (WEY)		a		1713				1800											1826

NOTES (see introductory pages for explanation of train operator codes and standard symbols)

- a Arrival time
- d Departure time
- u Stops to pick up only
- D To Salisbury
- K From Manchester Piccadilly
- N From Gloucester

London to Winchester, Fareham, Portsmouth, Southampton, Lymington, Yarmouth (IOW), Bournemouth and Weymouth

Saturdays until 20 September

Operator	SW	SW	SW	SW	SW	SW	XC	SW	SW	SW	GW	SW	SW	SW	SW	SW	SW	XC
Days of operation/Notes 1st Class/Reservations/Bus/Ferry Catering facilities	□	□	□	□	D	□	K	□	□	□	N	□	□	□	□	D	□	K
	□	□	□	□	□	□	□	□	□	□	□	□	□	□	□	□	□	□
London Waterloo (WAT)  15 d	1605					1609		1635					1705				1709	
Clapham Junction (CLJ) 10 d	1612u												1712u					
Woking (WOK) d						1634		1700									1734	
Farnborough (Main) (FNB) d						1644											1744	
Fleet (FLE) d						1650											1750	
Reading (RDG) 7 d								1652										1752
Basingstoke (BSK) d	1648					1703	1711						1748				1803	1811
Micheldever (MIC) d						1713											1813	
Winchester (WIN) d	1705					1722	1727	1733				1749	1805				1822	1827
Shawford (SHW) d												1754						
Romsey (ROM) d						1707											1807	
Chandlers Ford (CFR) d						1714											1814	
Eastleigh (ESL) 3 a						1720	1730					1759					1820	1830
Eastleigh (ESL) 3 d						1721	1731					1800					1821	1831
Hedge End (HDE) d							1737											1837
Botley (BOE) d							1741											1841
Fareham (FRM) a							1749											1849
Portchester (PTC) a							1755											1855
Cosham (CSA) a							1759											1859
Hilsea (HLS) a							1804											1904
Fratton (FTN) a							1808											1908
Portsmouth & Southsea (PMS) a							1813											1913
Portsmouth Harbour (PMH)  a							1818											1918
Southampton Airport Parkwy (SOA)  d	1714					1725		1735	1742			1805	1814				1825	1835
Swaythling (SWG) d						1727												1827
St Denys (SDN) d						1730												1830
Southampton Central (SOU) a	1721					1735		1742	1749			1812	1821				1835	1842
Southampton Central (SOU) d	1724					1737		1745	1751			1756					1824	1837
Millbrook (Hants) (MBK) d						1740												1840
Redbridge (RDB) d						1743a												1843a
Totton (TTN) d												1801						
Ashurst New Forest (ANF) d												1806						
Beaulieu Road (BEU) d												1810						
Brockenhurst (BCU) 3 a	1737							1805	1816				1837					
Brockenhurst (BCU) 3 d	1738	1742						1806	1812	1817			1838	1842				
Lymington Town (LYT) d		1750							1820					1850				
Lymington Pier (LYP) a		1752							1822					1852				
Lymington Pier (LYP)  d						1800												
Yarmouth (I.O.W.) (YMH)  a						1840												
Sway (SWY) d												1822						
New Milton (NWM) d	1745											1827		1845				
Hinton Admiral (HNA) d												1831						
Christchurch (CHR) d	1752											1836		1852				
Pokesdown (POK) d	1756											1839		1856				
Bournemouth (BMH) a	1800						1812	1820				1844		1900				1912
Bournemouth (BMH) d	1804	1808							1824					1904	1908			
Branksome (BSM) d		1813							1829					1913				
Parkstone (Dorset) (PKS) d		1816							1832					1916				
Poole (POO) 4 a	1813	1820							1836					1913	1920			
Poole (POO) 4 d	1814								1837					1914				
Hamworthy (HAM) d	1819								1842					1919				
Holton Heath (HOL) d	1823													1923				
Wareham (WRM) d	1828							1849						1928				
Wool (WOO) d	1835													1935				
Moreton (Dorset) (MTN) d	1841													1941				
Dorchester South (DCH) d	1849							1905						1949				
Dorchester West (DCW) d												1923						
Upwey (UPW) d	1855											1931		1955				
Weymouth (WEY) a	1900							1913				1936		2000				

NOTES (see introductory pages for explanation of train operator codes and standard symbols)

- a Arrival time
- d Departure time
- u Stops to pick up only
- D To Salisbury
- K From Manchester Piccadilly
- N From Gloucester

London to Winchester, Fareham, Portsmouth, Southampton, Lymington, Yarmouth (IOW), Bournemouth and Weymouth

Saturdays until 20 September






Operator	SW	SW	GN	SW	SW	SW	SW	SW	SW	SW	SW	XC	SW	SW	SW	SW	SW	SW
Days of operation/Notes 1st Class/Reservations/Bus/Ferry Catering facilities	□	□	N	□	□	□	□	□	□	□	D	K	□	□	□	□	□	□
London Waterloo (WAT)	15 d	1735					1805						1809					1905
Clapham Junction (CLJ)	10 d						1812u											1912u
Woking (WOK)	d	1800											1834		1900			
Farnborough (Main) (FNB)	d												1844					
Fleet (FLE)	d												1850					
Reading (RDG)	7 d														1852			
Basingstoke (BSK)	d						1848						1903	1911				1948
Micheldever (MIC)	d												1913					
Winchester (WIN)	d	1833				1849	1905						1922	1927	1933			1949
Shawford (SHW)	d					1854												2005
Romsey (ROM)	d												1907					
Chandlers Ford (CFR)	d												1914					
Eastleigh (ESL)	3 a					1859							1920	1930				1959
Eastleigh (ESL)	3 d					1900							1921	1931				2000
Hedge End (HDE)	d													1937				
Botley (BOE)	d													1941				
Fareham (FRM)	a													1949				
Portchester (PTC)	a													1955				
Cosham (CSA)	a													1959				
Hilsea (HLS)	a													2004				
Fratton (FTN)	a													2008				
Portsmouth & Southsea (PMS)	a													2013				
Portsmouth Harbour (PMH)	a													2018				
Southampton Airport Parkwy (SOA)	d	1842				1905	1914						1925	1935	1942			2005
Swaythling (SWG)	d												1927					2014
St Denys (SDN)	d												1930					
Southampton Central (SOU)	a	1849				1912	1921						1935	1942	1949			2012
Southampton Central (SOU)	d	1851			1856		1924						1937	1945	1951		1956	2024
Millbrook (Hants) (MBK)	d												1940					
Redbridge (RDB)	d												1943a					
Totton (TTN)	d				1901													2001
Ashurst New Forest (ANF)	d				1906													2006
Beaulieu Road (BEU)	d																	2010
Brockenhurst (BCU)	3 a	1905			1916		1937						1958	2005				2016
Brockenhurst (BCU)	3 d	1906	1912		1917		1938	1942					1959	2006	2012	2017		2038
Lymington Town (LYT)	d		1920					1950										
Lymington Pier (LYP)	a		1922					1952										2022
Lymington Pier (LYP)	d								2000									
Yarmouth (I.O.W.) (YMH)	a								2040									
Sway (SWY)	d				1922													2022
New Milton (NWM)	d				1927		1945											2027
Hinton Admiral (HNA)	d				1931													2031
Christchurch (CHR)	d				1936		1952											2036
Pokesdown (POK)	d				1939		1956											2039
Bournemouth (BMH)	a	1920			1944		2000						2013	2020				2044
Bournemouth (BMH)	d	1924					2004	2008										2104
Branksome (BSM)	d	1929						2013										2113
Parkstone (Dorset) (PKS)	d	1932						2016										2116
Poole (POO)	4 a	1936					2013	2020										2114
Poole (POO)	4 d	1937					2014											2120
Hamworthy (HAM)	d	1942					2019											2115
Holton Heath (HOL)	d						2023											2120
Wareham (WRM)	d	1949					2028							2049				2127
Wool (WOO)	d						2035											2133
Moreton (Dorset) (MTN)	d						2041											2143c
Dorchester South (DCH)	d	2005					2049							2105				2151
Dorchester West (DCW)	d			2010														
Upwey (UPW)	d			2019			2056											2158
Weymouth (WEY)	a	2015		2025			2103							2113				2202

NOTES (see introductory pages for explanation of train operator codes and standard symbols)

- a Arrival time
- d Departure time
- u Stops to pick up only
- c Arrives 4 minutes earlier
- D To Salisbury
- K From Manchester Piccadilly
- N From Gloucester

London to Winchester, Fareham, Portsmouth, Southampton, Lymington, Yarmouth (IOW), Bournemouth and Weymouth

Saturdays until 20 September

Operator	SW	SW	SW	XC	SW	SW	SW	SW	SW	SW	SW	SW	XC	GW	SW	SW	SW	GW
Days of operation/Notes 1st Class/Reservations/Bus/Ferry Catering facilities	□	D	□	K □◇ ⌘	□	□	□	□	□	□	□	D	K □◇ ⌘	P	□	□	□	Q
London Waterloo (WAT)  15 d			1909		1935				2005				2009		2035			
Clapham Junction (CLJ) 10 d									2012u									
Woking (WOK) d			1934		2000								2034		2100			
Farnborough (Main) (FNB) d			1944										2044					
Fleet (FLE) d			1950										2050					
Reading (RDG) 7 d				1952														
Basingstoke (BSK) d			2003	2011					2049				2103	2111				
Micheldever (MIC) d			2013										2113					
Winchester (WIN) d			2022	2027	2033			2049	2105				2122	2127	2133		2149	
Shawford (SHW) d								2054									2154	
Romsey (ROM) d		2007										2107						
Chandlers Ford (CFR) d		2014										2114						
Eastleigh (ESL) 3 a		2020	2030						2059			2120	2130				2159	
Eastleigh (ESL) 3 d		2021	2031						2100			2121	2131				2200	2205
Hedge End (HDE) d			2037										2137					
Botley (BOE) d			2041										2141					
Fareham (FRM) a			2049										2149					
Portchester (PTC) a			2055										2155					
Cosham (CSA) a			2059										2159					
Hilsea (HLS) a			2104										2204					
Fratton (FTN) a			2108										2208					
Portsmouth & Southsea (PMS) a			2113										2213					
Portsmouth Harbour (PMH)  a			2118										2218					
Southampton Airport Parkwy (SOA)  d		2025		2035	2042			2105	2114			2125		2136	2142		2205	2209
Swaythling (SWG) d		2027										2127						
St Denys (SDN) d		2030										2130						
Southampton Central (SOU) a		2035		2042	2049			2112	2121			2135		2143	2149		2212	2218
Southampton Central (SOU) d		2037		2045	2051		2056		2124			2137		2145	2151			
Millbrook (Hants) (MBK) d		2040										2140						
Redbridge (RDB) d		2043a										2143a						
Totton (TTN) d							2101		2129									
Ashurst New Forest (ANF) d							2106		2134									
Beaulieu Road (BEU) d																		
Brockenhurst (BCU) 3 a					2104		2116		2142						2204			
Brockenhurst (BCU) 3 d	2042				2105	2112	2117		2143	2148					2205	2218		
Lymington Town (LYT) d	2050					2120				2156						2226		
Lymington Pier (LYP) a	2052					2122				2158						2228		
Lymington Pier (LYP)  d																		
Yarmouth (I.O.W.) (YMH)  a																		
Sway (SWY) d							2122		2148									
New Milton (NWM) d							2127		2153									
Hinton Admiral (HNA) d							2131		2157									
Christchurch (CHR) d							2136		2202									
Pokesdown (POK) d							2139		2206									
Bournemouth (BMH) a				2112	2120		2144		2210				2215		2220			
Bournemouth (BMH) d					2124				2212						2224			
Branksome (BSM) d					2129				2217						2229			
Parkstone (Dorset) (PKS) d					2132				2221						2232			
Poole (POO) 4 a					2136				2226						2236			
Poole (POO) 4 d					2137										2237			
Hamworthy (HAM) d					2142										2242			
Holton Heath (HOL) d																		
Wareham (WRM) d					2149										2249			
Wool (WOO) d					2155										2255			
Moreton (Dorset) (MTN) d					2201										2301			
Dorchester South (DCH) d					2209										2309			
Dorchester West (DCW) d														2251				
Upwey (UPW) d					2216									2259	2316			
Weymouth (WEY) a					2220									2305	2320			

NOTES (see introductory pages for explanation of train operator codes and standard symbols)

- a Arrival time
- d Departure time
- u Stops to pick up only
- D To Salisbury
- K From Manchester Piccadilly
- P From Bristol Temple Meads
- Q To Westbury

London to Winchester, Fareham, Portsmouth, Southampton, Lymington, Yarmouth (IOW), Bournemouth and Weymouth

Saturdays until 20 September

Operator Days of operation/Notes	SW	SW D	SW	XC K	SW	SW	SW D	SW	XC K	SW	SW	SW SUM	SW	SW SUM R	SW SUM S	
1st Class/Reservations/Bus/Ferry Catering facilities	□	□	□	□◇ 卐	□	□	□	□	□◇	□	□	□	□	□	□	
London Waterloo (WAT)	15 d	2105		2109		2135	2205		2209		2235	2305		2335	0010	0105
Clapham Junction (CLJ)	10 d	2112u					2212u					2312u		2342u	0017u	0115
Woking (WOK)	d			2134		2200			2234		2300	2332		0003	0040	0149
Farnborough (Main) (FNB)	d			2144					2244					0014		0158s
Fleet (FLE)	d			2150					2250					0020		0204s
Reading (RDG)	7 d			2152					2252							
Basingstoke (BSK)	d	2148		2203	2211		2250		2303	2311		2352		0035	0100	0216s
Micheldever (MIC)	d			2213					2313			0002				
Winchester (WIN)	d	2205		2222	2227	2233	2307		2322	2327	2333	0011		0051	0116	0233s
Shawford (SHW)	d								2327			0016				
Romsey (ROM)	d		2207				2311									
Chandlers Ford (CFR)	d		2214				2318									
Eastleigh (ESL)	3 a		2220	2230			2324	2333				0022		0059	0124	0242s
Eastleigh (ESL)	3 d		2221	2231			2324	2334				0022		0100	0125	
Hedge End (HDE)	d			2237				2340					0036s			
Botley (BOE)	d			2241				2344					0040s			
Fareham (FRM)	a			2249				2352					0048s			
Portchester (PTC)	a			2255				2358					0054s			
Cosham (CSA)	a			2259				0002					0058s			
Hilsea (HLS)	a			2304				0008								
Fratton (FTN)	a			2308				0012					0106s			
Portsmouth & Southsea (PMS)	a			2312				0015					0109			
Portsmouth Harbour (PMH)	a			2316				0019								
Southampton Airport Parkwy (SOA)	d	2214	2225		2236	2242	2315	2328		2335	2342	0026		0105	0129	0246s
Swaythling (SWG)	d		2227					2331								
St Denys (SDN)	d		2230					2334					0030s			0251s
Southampton Central (SOU)	a	2225	2235		2243	2249	2322	2339		2342	2349	0035		0112	0136	0256
Southampton Central (SOU)	d	2229	2237		2245	2252	2324	2341			2351	0037			0138	
Millbrook (Hants) (MBK)	d		2240					2344								
Redbridge (RDB)	d		2243a					2348a								
Totton (TTN)	d	2234					2329						0042s		0143s	
Ashurst New Forest (ANF)	d	2239					2334									
Beaulieu Road (BEU)	d															
Brockenhurst (BCU)	3 a	2247			2306	2342				0004	0053s				0154s	
Brockenhurst (BCU)	3 d	2248			2307	2343				0005						
Lymington Town (LYT)	d															
Lymington Pier (LYP)	a															
Lymington Pier (LYP)	d															
Yarmouth (I.O.W.) (YMH)	a															
Sway (SWY)	d	2253					2347									
New Milton (NWM)	d	2258					2352				0012s	0100s			0201s	
Hinton Admiral (HNA)	d	2302					2356									
Christchurch (CHR)	d	2307					0002				0019s	0107s			0208s	
Pokesdown (POK)	d	2311					0005				0023s	0111s			0212s	
Bournemouth (BMH)	a	2315			2319	2324	0009				0027	0115			0216	
Bournemouth (BMH)	d	2317				2327	0011				0029	0117				
Branksome (BSM)	d	2322				2332	0016				0034	0122s				
Parkstone (Dorset) (PKS)	d	2326				2335	0019				0037	0125s				
Poole (POO)	4 a	2330				2339	0023				0041	0128				
Poole (POO)	4 d					2340										
Hamworthy (HAM)	d					2345										
Holton Heath (HOL)	d															
Wareham (WRM)	d					2351										
Wool (WOO)	d					2358										
Moreton (Dorset) (MTN)	d					0004										
Dorchester South (DCH)	d					0012										
Dorchester West (DCW)	d															
Upwey (UPW)	d					0018										
Weymouth (WEY)	a					0023										

NOTES (see introductory pages for explanation of train operator codes and standard symbols)

- a Arrival time
- d Departure time
- s Stops to set down only
- u Stops to pick up only
- D To Salisbury
- K From Manchester Piccadilly
- R Also calls at Wimbledon 0023
- S Also calls at Vauxhall 0109, Wimbledon 0127 and Surbiton 0135
- SUM Sunday mornings

London to Winchester, Fareham, Portsmouth, Southampton, Lymington, Yarmouth (IOW), Bournemouth and Weymouth

Saturdays from 27 September

Operator	SW	SW	SW	SW	SW	SW	SW	SW	SW	SW	SW	SW	SW	SW	SW	SW	SW	SW	SW
Days of operation/Notes	□	□	□	□	□	□	□	□	□	□	□	□	□	□	□	□	□	□	□
1st Class/Reservations/Bus/Ferry	□	□	□	□	□	□	□	□	□	□	□	□	□	□	□	□	□	□	□
London Waterloo (WAT) ⇄ 15 d																			
Clapham Junction (CLJ) 10 d																			
Woking (WOK) d																			
Farnborough (Main) (FNB) d																			0620
Fleet (FLE) d																			0634
Reading (RDG) 7 d																			0639
Basingstoke (BSK) d	0510																		0700
Micheldever (MIC) d																			0710
Winchester (WIN) d	0526																		0719
Shawford (SHW) d																			0724
Romsey (ROM) d								0558											0707
Chandlers Ford (CFR) d								0606											0714
Eastleigh (ESL) 3 a	0535							0612						0650					0720
Eastleigh (ESL) 3 d	0536							0613			0625	0628	0651						0721
Hedge End (HDE) d												0634							0736
Botley (BOE) d												0638							0740
Fareham (FRM) a												0647							0748
Portchester (PTC) a												0653							0754
Cosham (CSA) a												0657							0759
Hilsea (HLS) a												0702							0804
Fratton (FTN) a												0706							0808
Portsmouth & Southsea (PMS) a												0710							0812
Portsmouth Harbour (PMH) a												0715							0817
Southampton Airport Parkway (SOA) ⇄ d	0540							0617			0629		0655						0725
Swaythling (SWG) d								0619											0727
St Denys (SDN) d	0544							0622											0730
Southampton Central (SOU) a	0549							0631			0638		0703						0735
Southampton Central (SOU) d					0615			0633					0705	0721					0737
Millbrook (Hants) (MBK) d								0636											0740
Redbridge (RDB) d								0639a											0743a
Totton (TTN) d					0620								0710	0726					
Ashurst New Forest (ANF) d					0625									0731					
Beaulieu Road (BEU) d																			
Brockenhurst (BCU) 3 a					0633								0721	0739					
Brockenhurst (BCU) 3 d			0610	0612	0634	0642				0712			0722	0740	0742				0812
Lymington Town (LYT) d				0620	0650					0720					0750				0820
Lymington Pier (LYP) a				0622	0652					0722					0752				0822
Lymington Pier (LYP) d																	0800		
Yarmouth (I.O.W.) (YMH) a																	0840		
Sway (SWY) d			0615	0638									0726	0744					
New Milton (NWM) d			0620	0643									0731	0749					
Hinton Admiral (HNA) d			0624	0647									0735	0753					
Christchurch (CHR) d			0629	0652									0740	0759					
Pokesdown (POK) d			0632	0656									0744	0803					
Bournemouth (BMH) a			0638	0701									0748	0807					
Bournemouth (BMH) d		0606	0640	0706									0749	0810					
Branksome (BSM) d		0611	0645	0711									0754	0815					
Parkstone (Dorset) (PKS) d		0614	0648	0714									0757	0818					
Poole (POO) 4 a		0618	0651	0718									0801	0822					
Poole (POO) 4 d		0619	0652	0719									0802	0823					
Hamworthy (HAM) d		0624	0657	0724									0807	0828					
Holton Heath (HOL) d		0628	0701	0728										0832					
Wareham (WRM) d		0634	0707	0734									0813	0837					
Wool (WOO) d		0641	0715	0741									0820	0844					
Moreton (Dorset) (MTN) d		0647	0721	0749									0826	0850					
Dorchester South (DCH) d		0656	0730	0758									0834	0858					
Dorchester West (DCW) d										0812									
Upwey (UPW) d		0703	0736	0805						0820			0841	0905					
Weymouth (WEY) a		0709	0743	0811						0825			0846	0910					

NOTES (see introductory pages for explanation of train operator codes and standard symbols)

- a Arrival time
- d Departure time
- u Stops to pick up only
- A From Salisbury to Salisbury
- B From Westbury
- C Also calls at Wimbledon 0543 and Surbiton 0551
- D To Salisbury
- E Also calls at Brookwood 0626, Winchfield 0645 and Hook 0649

London to Winchester, Fareham, Portsmouth, Southampton, Lymington, Yarmouth (IOW), Bournemouth and Weymouth

Saturdays from 27 September

Operator	SW	SW	SW	SW	SW	SW	XC	SW	SW	SW	GW	SW	SW	SW	SW	SW	SW
Days of operation/Notes	□	□	□	□	D	F	G	□	□	□	H	□	□	□	□	D	□
1st Class/Reservations/Bus/Ferry Catering facilities	□	□	□	□	□	□	□	□	□	□	□	□	□	□	□	□	□
London Waterloo (WAT)	15 d	0630				0642			0735				0805				0809
Clapham Junction (CLJ)	10 d	0637u				0649u							0812u				
Woking (WOK)	d	0657				0719		0800									0834
Farnborough (Main) (FNB)	d					0733											0844
Fleet (FLE)	d					0738											0850
Reading (RDG)	7 d						0752										
Basingstoke (BSK)	d	0718				0800	0811	0821					0849				0903
Micheldever (MIC)	d					0810											0913
Winchester (WIN)	d	0734				0820	0831	0838			0850	0905					0922
Shawford (SHW)	d					0824					0855						
Romsey (ROM)	d					0807											0907
Chandlers Ford (CFR)	d					0814											0914
Eastleigh (ESL)	3 a	0742				0820	0830	0847			0900						0920 0930
Eastleigh (ESL)	3 d	0743				0821	0831	0847			0901						0921 0931
Hedge End (HDE)	d						0837										0937
Botley (BOE)	d						0841										0941
Fareham (FRM)	a						0849										0949
Portchester (PTC)	a						0855										0955
Cosham (CSA)	a						0859										0959
Hilsea (HLS)	a						0904										1004
Fratton (FTN)	a						0908										1008
Portsmouth & Southsea (PMS)	a						0913										1013
Portsmouth Harbour (PMH)	a						0918										1018
Southampton Airport Parkwy (SOA)	4 d	0748				0825	0840	0851			0905	0914					0925
Swaythling (SWG)	d					0827											0927
St Denys (SDN)	d					0830											0930
Southampton Central (SOU)	a	0756				0835	0847	0858			0912	0921					0935
Southampton Central (SOU)	d	0800	0817			0837	0849	0900	0903			0924					0937
Millbrook (Hants) (MBK)	d					0840											0940
Redbridge (RDB)	d					0843a											0943a
Totton (TTN)	d	0805	0822							0909							
Ashurst New Forest (ANF)	d		0827							0913							
Beaulieu Road (BEU)	d		0831														
Brockenhurst (BCU)	3 a	0816	0837					0914	0921			0937					
Brockenhurst (BCU)	3 d	0817	0838	0842				0912	0914	0922		0938	0942				
Lymington Town (LYT)	d			0850				0920					0950				
Lymington Pier (LYP)	a			0852				0922					0952				
Lymington Pier (LYP)	d				0900											1000	
Yarmouth (I.O.W.) (YMH)	a				0940											1040	
Sway (SWY)	d	0821	0842							0926							
New Milton (NWM)	d	0826	0847							0931		0945					
Hinton Admiral (HNA)	d	0830	0851							0935							
Christchurch (CHR)	d	0836	0857							0940		0953					
Pokesdown (POK)	d	0840	0901							0944		0957					
Bournemouth (BMH)	a	0844	0905				0916	0930	0950			1001					
Bournemouth (BMH)	d	0845	0908					0933				1005 1009					
Branksome (BSM)	d	0850	0913					0938				1014					
Parkstone (Dorset) (PKS)	d	0853	0916					0941				1017					
Poole (POO)	4 a	0857	0920					0945				1014 1021					
Poole (POO)	4 d	0858	0921					0946				1015					
Hamworthy (HAM)	d	0903	0926					0951				1020					
Holton Heath (HOL)	d		0930									1024					
Wareham (WRM)	d	0910	0934					0958				1029					
Wool (WOO)	d	0917	0942									1037					
Moreton (Dorset) (MTN)	d	0923	0948									1043					
Dorchester South (DCH)	d	0931	0956					1014				1051					
Dorchester West (DCW)	d									1018							
Upwey (UPW)	d	0938	1002							1027		1057					
Weymouth (WEY)	a	0943	1008					1023		1032		1105					

NOTES (see introductory pages for explanation of train operator codes and standard symbols)

- a Arrival time
- d Departure time
- u Stops to pick up only
- D To Salisbury
- F Also calls at Surbiton 0700, Walton-On-Thames 0707, Weybridge 0711, Brookwood 0725, Winchfield 0744 and Hook 0748
- G From Birmingham New Street
- H From Cheltenham Spa

London to Winchester, Fareham, Portsmouth, Southampton, Lymington, Yarmouth (IOW), Bournemouth and Weymouth

Saturdays from 27 September

Operator	XC J	SW	SW	SW	SW	SW	SW	SW	SW	SW	SW	SW	XC K	SW	SW	GW L	SW	SW	
Days of operation/Notes 1st Class/Reservations/Bus/Ferry Catering facilities	1 ◇	□	□	□	□	□	□	□	□	□	□	□	1 ◇	□	□		□	□	
London Waterloo (WAT)	15	d	0835					0905					0909				0935		
Clapham Junction (CLJ)	10	d						0912u									1000		
Woking (WOK)		d	0900										0934						
Farnborough (Main) (FNB)		d											0944						
Fleet (FLE)		d											0950						
Reading (RDG)	7	d	0852														0952		
Basingstoke (BSK)		d	0911					0948					1003	1011					
Micheldever (MIC)		d											1013						
Winchester (WIN)		d	0927	0933			0949	1005					1022	1027	1033				1049
Shawford (SHW)		d					0954												1054
Romsey (ROM)		d											1007						
Chandlers Ford (CFR)		d											1014						
Eastleigh (ESL)	3	a					0959						1020	1030					1059
Eastleigh (ESL)	3	d					1000						1021	1031					1100
Hedge End (HDE)		d												1037					
Botley (BOE)		d												1041					
Fareham (FRM)		a												1049					
Portchester (PTC)		a												1055					
Cosham (CSA)		a												1059					
Hilsea (HLS)		a												1104					
Fratton (FTN)		a												1108					
Portsmouth & Southsea (PMS)		a												1113					
Portsmouth Harbour (PMH)		a												1118					
Southampton Airport Parkwy (SOA)	←	d	0936	0942			1005	1014					1025		1036	1042			1105
Swaythling (SWG)		d											1027						
St Denys (SDN)		d											1030						
Southampton Central (SOU)		a	0943	0949			1012	1021					1035		1043	1050			1112
Southampton Central (SOU)		d	0945	0951		0956		1024					1037		1044	1052			1056
Millbrook (Hants) (MBK)		d											1040						
Redbridge (RDB)		d											1043a						
Totton (TTN)		d				1001													1101
Ashurst New Forest (ANF)		d				1006													1106
Beaulieu Road (BEU)		d				1010													
Brockenhurst (BCU)	3	a	0958	1005		1016		1037							1105				1116
Brockenhurst (BCU)	3	d	0959	1006	1012	1017		1038	1042						1106	1112			1117
Lymington Town (LYT)		d			1020				1050							1120			
Lymington Pier (LYP)		a			1022				1052							1122			
Lymington Pier (LYP)		d								1100									
Yarmouth (I.O.W.) (YMH)		a								1140									
Sway (SWY)		d				1022													1122
New Milton (NWM)		d				1027		1045											1127
Hinton Admiral (HNA)		d				1031													1131
Christchurch (CHR)		d				1036		1053											1136
Pokesdown (POK)		d				1039		1057											1139
Bournemouth (BMH)		a	1013	1021		1044		1101						1111	1121				1144
Bournemouth (BMH)		d						1105	1109										1125
Branksome (BSM)		d							1114										1130
Parkstone (Dorset) (PKS)		d							1117										1133
Poole (POO)	4	a						1114	1121										1137
Poole (POO)	4	d						1115											1138
Hamworthy (HAM)		d						1120											1143
Holton Heath (HOL)		d						1124											
Wareham (WRM)		d		1050				1129							1150				
Wool (WOO)		d						1137											
Moreton (Dorset) (MTN)		d						1143											
Dorchester South (DCH)		d		1107				1151							1207				
Dorchester West (DCW)		d																	1212
Upwey (UPW)		d						1157											1221
Weymouth (WEY)		a		1116				1205							1216				1226

NOTES (see introductory pages for explanation of train operator codes and standard symbols)

- a Arrival time
- d Departure time
- u Stops to pick up only
- D To Salisbury
- J From Manchester Piccadilly
- K From Nottingham
- L From Gloucester

London to Winchester, Fareham, Portsmouth, Southampton, Lymington, Yarmouth (IOW), Bournemouth and Weymouth

Saturdays from 27 September

Operator	SW	SW	SW	SW	SW	SW	XC	SW	SW	SW	SW	SW	SW	SW	SW	SW	SW	XC
Days of operation/Notes 1st Class/Reservations/Bus/Ferry Catering facilities	□	□	□	☞	D	□	J	□	□	□	□	□	□	□	□	☞	D	□
London Waterloo (WAT)	15 d	1005				1009		1035					1105					1109
Clapham Junction (CLJ)	10 d	1012u											1112u					
Woking (WOK)	d					1034		1100										1134
Farnborough (Main) (FNB)	d					1044												1144
Fleet (FLE)	d					1050												1150
Reading (RDG)	7 d						1052											1152
Basingstoke (BSK)	d	1048				1103	1111						1148					1203
Micheldever (MIC)	d					1113												1213
Winchester (WIN)	d	1105				1122	1127	1133					1149	1205				1222
Shawford (SHW)	d												1154					1227
Romsey (ROM)	d					1107												1207
Chandlers Ford (CFR)	d					1114												1214
Eastleigh (ESL)	3 a					1120	1130						1159					1220
Eastleigh (ESL)	3 d					1121	1131						1200					1221
Hedge End (HDE)	d						1137											1231
Botley (BOE)	d						1141											1237
Fareham (FRM)	a						1149											1241
Portchester (PTC)	a						1149											1249
Cosham (CSA)	a						1155											1255
Hilsea (HLS)	a						1159											1259
Fratton (FTN)	a						1204											1304
Portsmouth & Southsea (PMS)	a						1208											1308
Portsmouth Harbour (PMH)	a						1213											1313
Portsmouth Harbour (PMH)	a						1218											1318
Southampton Airport Parkwy (SOA)	← d	1114				1125		1136	1142				1205	1214				1225
Swaythling (SWG)	d					1127												1227
St Denys (SDN)	d					1130												1231
Southampton Central (SOU)	a	1121				1135		1143	1149				1212	1221				1236
Southampton Central (SOU)	d	1124				1137		1144	1151				1156	1224				1238
Millbrook (Hants) (MBK)	d					1140												1240
Redbridge (RDB)	d					1143a												1244a
Totton (TTN)	d												1201					
Ashurst New Forest (ANF)	d												1206					
Beaulieu Road (BEU)	d												1210					
Brockenhurst (BCU)	3 a	1137							1205				1216					1237
Brockenhurst (BCU)	3 d	1138	1142						1206	1212	1217			1238	1242			
Lymington Town (LYT)	d		1150							1220					1250			
Lymington Pier (LYP)	a		1152							1222					1252			
Lymington Pier (LYP)	d			1200												1300		
Yarmouth (I.O.W.) (YMH)	a			1240												1340		
Sway (SWY)	d												1222					
New Milton (NWM)	d	1145											1227		1245			
Hinton Admiral (HNA)	d												1231					
Christchurch (CHR)	d	1153											1236		1253			
Pokesdown (POK)	d	1157											1239		1257			
Bournemouth (BMH)	a	1201					1211	1221					1244		1301			1312
Bournemouth (BMH)	d	1205	1209											1305	1309			
Branksome (BSM)	d		1214												1314			
Parkstone (Dorset) (PKS)	d		1217												1317			
Poole (POO)	4 a	1214	1221											1314	1321			
Poole (POO)	4 d	1215												1315				
Hamworthy (HAM)	d	1220												1320				
Holton Heath (HOL)	d	1224												1324				
Wareham (WRM)	d	1229						1250						1329				
Wool (WOO)	d	1237												1337				
Moreton (Dorset) (MTN)	d	1243												1343				
Dorchester South (DCH)	d	1251						1307						1351				
Dorchester West (DCW)	d																	
Upwey (UPW)	d	1257												1357				
Weymouth (WEY)	a	1305						1316						1405				

NOTES (see introductory pages for explanation of train operator codes and standard symbols)

- a Arrival time
- d Departure time
- u Stops to pick up only
- D To Salisbury
- J From Manchester Piccadilly

London to Winchester, Fareham, Portsmouth, Southampton, Lymington, Yarmouth (IOW), Bournemouth and Weymouth

Saturdays from 27 September

Operator	SW	SW	GW	SW	SW	SW	SW	SW	SW	SW	SW	XC	SW	SW	SW	SW	SW	SW
Days of operation/Notes	□	□	L	□	□	□	□	□	□	□	D	J	□	□	□	□	□	□
1st Class/Reservations/Bus/Ferry Catering facilities	□	□		□	□	□	□	□	□	□	□	□	□	□	□	□	□	□
London Waterloo (WAT)	1135					1205							1209					1305
Clapham Junction (CLJ)						1212u												1312u
Woking (WOK)	1200												1234		1304			
Farnborough (Main) (FNB)													1244					
Fleet (FLE)													1250					
Reading (RDG)															1252			
Basingstoke (BSK)						1248							1303	1311				1349
Micheldever (MIC)													1313					
Winchester (WIN)	1233				1249	1305							1322	1327	1336			1349
Shawford (SHW)					1254													1405
Romsey (ROM)													1307					
Chandlers Ford (CFR)													1314					
Eastleigh (ESL)					1259								1320	1330				1359
Eastleigh (ESL)					1300								1321	1331				1400
Hedge End (HDE)														1337				
Botley (BOE)														1341				
Fareham (FRM)														1349				
Portchester (PTC)														1355				
Cosham (CSA)														1359				
Hilsea (HLS)														1404				
Fratton (FTN)														1408				
Portsmouth & Southsea (PMS)														1413				
Portsmouth Harbour (PMH)														1418				
Southampton Airport Parkwy (SOA)	1242				1305	1314							1325	1336	1345			1405
Swaythling (SWG)													1327					1414
St Denys (SDN)													1330					
Southampton Central (SOU)	1249				1312	1321							1335	1343	1352			1412
Southampton Central (SOU)	1251			1256		1324							1337	1345	1353		1356	1424
Millbrook (Hants) (MBK)													1340					
Redbridge (RDB)													1343a					
Totton (TTN)				1301														1402
Ashurst New Forest (ANF)				1306														1407
Beaulieu Road (BEU)																		1411
Brockenhurst (BCU)	1305			1316		1337								1407		1417		1437
Brockenhurst (BCU)	1306	1312		1317		1338	1342							1408	1412	1418		1438
Lymington Town (LYT)		1320					1350								1420			
Lymington Pier (LYP)		1322					1352								1422			
Lymington Pier (LYP)										1400								
Yarmouth (I.O.W.) (YMH)										1440								
Sway (SWY)				1322														1422
New Milton (NWM)				1327		1345												1427
Hinton Admiral (HNA)				1331														1431
Christchurch (CHR)				1336		1353												1436
Pokesdown (POK)				1339		1357												1440
Bournemouth (BMH)	1321			1344		1401							1412	1423		1444		1501
Bournemouth (BMH)						1405	1409											1505
Branksome (BSM)							1414											1509
Parkstone (Dorset) (PKS)							1417											1514
Poole (POO)						1414	1421											1517
Poole (POO)						1415												1521
Hamworthy (HAM)						1420												1515
Holton Heath (HOL)						1424												1520
Wareham (WRM)						1429								1451				1524
Wool (WOO)						1437												1529
Moreton (Dorset) (MTN)						1443												1537
Dorchester South (DCH)						1451												1543
Dorchester West (DCW)			1412											1508				1551
Upwey (UPW)			1421			1457												1557
Weymouth (WEY)			1426			1505								1517				1605

NOTES (see introductory pages for explanation of train operator codes and standard symbols)

- a Arrival time
- d Departure time
- u Stops to pick up only
- D To Salisbury
- J From Manchester Piccadilly
- L From Gloucester

London to Winchester, Fareham, Portsmouth, Southampton, Lymington, Yarmouth (IOW), Bournemouth and Weymouth

Saturdays from 27 September

Operator	SW	SW	SW	SW	XC	SW	SW	GW	SW	SW	SW	SW	SW	SW	SW	SW	XC	SW
Days of operation/Notes 1st Class/Reservations/Bus/Ferry Catering facilities	□	☞	D	□	J	□	□	L	□	□	□	□	□	☞	D	□	J	□
London Waterloo (WAT) ☞ 15 d				1309		1335							1405					1435
Clapham Junction (CLJ) 10 d													1412u					
Woking (WOK) d				1334		1400												1500
Farnborough (Main) (FNB) d				1344														1444
Fleet (FLE) d				1350														1450
Reading (RDG) 7 d						1352												1452
Basingstoke (BSK) d				1403		1411							1448					1503
Micheldever (MIC) d				1413														1513
Winchester (WIN) d				1422		1427							1449					1522
Shawford (SHW) d						1433							1454					1533
Romsey (ROM) d				1407														1507
Chandlers Ford (CFR) d				1414														1514
Eastleigh (ESL) 3 a				1420		1430							1459					1520
Eastleigh (ESL) 3 d				1421		1431							1500					1521
Hedge End (HDE) d						1437												1531
Botley (BOE) d						1441												1537
Fareham (FRM) a						1449												1541
Portchester (PTC) a						1449												1549
Cosham (CSA) a						1455												1555
Hilsea (HLS) a						1459												1559
Fratton (FTN) a						1504												1604
Portsmouth & Southsea (PMS) a						1508												1608
Portsmouth Harbour (PMH) ☞ a						1513												1613
Southampton Airport Parkwy (SOA) ☞ d				1425		1436							1505					1514
Swaythling (SWG) d				1427		1442												1525
St Denys (SDN) d				1430														1527
Southampton Central (SOU) a				1435		1443							1512					1530
Southampton Central (SOU) d				1437		1449							1521					1535
Millbrook (Hants) (MBK) d				1440		1451							1456					1542
Redbridge (RDB) d				1443a														1549
Totton (TTN) d													1501					1551
Ashurst New Forest (ANF) d													1506					
Beaulieu Road (BEU) d																		
Brockenhurst (BCU) 3 a						1505							1516					1524
Brockenhurst (BCU) 3 d				1442		1506							1537					1537
Lymington Town (LYT) d				1450		1512							1517					1545
Lymington Pier (LYP) a				1452		1522												1551
Lymington Pier (LYP) ☞ d				1500														1552
Yarmouth (I.O.W.) (YMH) ☞ a				1540														1600
Sway (SWY) d													1522					1640
New Milton (NWM) d													1527					
Hinton Admiral (HNA) d													1531					
Christchurch (CHR) d													1536					
Pokesdown (POK) d													1539					
Bournemouth (BMH) a						1512							1544					1553
Bournemouth (BMH) d						1521												1557
Branksome (BSM) d																		1601
Parkstone (Dorset) (PKS) d																		1612
Poole (POO) 4 a																		1621
Poole (POO) 4 d																		1621
Hamworthy (HAM) d																		1609
Holton Heath (HOL) d																		1614
Wareham (WRM) d						1550												1617
Wool (WOO) d																		1637
Moreton (Dorset) (MTN) d																		1621
Dorchester South (DCH) d																		1624
Dorchester West (DCW) d																		1629
Upwey (UPW) d																		1637
Weymouth (WEY) a						1607												1643
																		1643
																		1625
																		1630
																		1633
																		1637
																		1638
																		1643
																		1650
																		1650
																		1707
																		1716
																		1716

NOTES (see introductory pages for explanation of train operator codes and standard symbols)

- a Arrival time
- d Departure time
- u Stops to pick up only
- D To Salisbury
- J From Manchester Piccadilly
- L From Gloucester

London to Winchester, Fareham, Portsmouth, Southampton, Lymington, Yarmouth (IOW), Bournemouth and Weymouth

Saturdays from 27 September

Operator	SW	SW	SW	SW	SW	SW	SW	SW	SW	XC	SW	SW	GW	SW	SW	SW	SW	SW
Days of operation/Notes 1st Class/Reservations/Bus/Ferry Catering facilities	□	□	□	□	□	□	□	□	□	□	□	□	L	□	□	□	□	□
London Waterloo (WAT)	15 d				1505						1509			1535				1605
Clapham Junction (CLJ)	10 d				1512u													1612u
Woking (WOK)	d										1534			1600				
Farnborough (Main) (FNB)	d										1544							
Fleet (FLE)	d										1550							
Reading (RDG)	7 d													1552				
Basingstoke (BSK)	d				1548						1603			1611				1648
Micheldever (MIC)	d										1613							
Winchester (WIN)	d			1549	1605						1622	1627	1633			1649	1705	
Shawford (SHW)	d			1554												1654		
Romsey (ROM)	d										1607							
Chandlers Ford (CFR)	d										1614							
Eastleigh (ESL)	3 a			1559							1620	1630				1659		
Eastleigh (ESL)	3 d			1600							1621	1631				1700		
Hedge End (HDE)	d											1637						
Botley (BOE)	d											1641						
Fareham (FRM)	a											1649						
Portchester (PTC)	a											1655						
Cosham (CSA)	a											1659						
Hilsea (HLS)	a											1704						
Fratton (FTN)	a											1708						
Portsmouth & Southsea (PMS)	a											1713						
Portsmouth Harbour (PMH)	a											1718						
Southampton Airport Parkwy (SOA)	← d			1605	1614						1625		1636	1642			1705	1714
Swaythling (SWG)	d										1627							
St Denys (SDN)	d										1630							
Southampton Central (SOU)	a			1612	1621						1635		1644	1649			1712	1721
Southampton Central (SOU)	d			1556	1624						1637		1646	1651			1656	1724
Millbrook (Hants) (MBK)	d										1640							
Redbridge (RDB)	d										1643a							
Totton (TTN)	d			1601												1701		
Ashurst New Forest (ANF)	d			1606												1706		
Beaulieu Road (BEU)	d			1610														
Brockenhurst (BCU)	3 a			1616	1637									1705		1716		1737
Brockenhurst (BCU)	3 d	1612	1617		1638	1642								1706	1712	1717		1738
Lymington Town (LYT)	d	1620				1650									1720			1750
Lymington Pier (LYP)	a	1622				1652									1722			1752
Lymington Pier (LYP)	d						1700											
Yarmouth (I.O.W.) (YMH)	a						1740											
Sway (SWY)	d			1622												1722		
New Milton (NWM)	d			1627		1645										1727		1745
Hinton Admiral (HNA)	d			1631												1731		
Christchurch (CHR)	d			1636		1653										1736		1753
Pokesdown (POK)	d			1639		1657										1739		1757
Bournemouth (BMH)	a			1644		1701							1715	1721		1744		1801
Bournemouth (BMH)	d				1705	1709												1805
Branksome (BSM)	d					1714										1730		1814
Parkstone (Dorset) (PKS)	d					1717										1733		1817
Poole (POO)	4 a				1714	1721										1737		1814
Poole (POO)	4 d															1738		1815
Hamworthy (HAM)	d					1720										1743		1820
Holton Heath (HOL)	d					1724												1824
Wareham (WRM)	d					1729								1750				1829
Wool (WOO)	d					1737												1837
Moreton (Dorset) (MTN)	d					1743												1843
Dorchester South (DCH)	d					1751										1807		1851
Dorchester West (DCW)	d																1812	
Upwey (UPW)	d				1757													1857
Weymouth (WEY)	a				1805									1816		1826		1905

NOTES (see introductory pages for explanation of train operator codes and standard symbols)

- a Arrival time
- d Departure time
- u Stops to pick up only
- D To Salisbury
- J From Manchester Piccadilly
- L From Gloucester

London to Winchester, Fareham, Portsmouth, Southampton, Lymington, Yarmouth (IOW), Bournemouth and Weymouth

Saturdays from 27 September














Operator	SW	SW	SW	XC	SW	SW	SW	GW	SW	SW	SW	SW	SW	SW	XC	SW	SW	GW	
Days of operation/Notes 1st Class/Reservations/Bus/Ferry Catering facilities		D	□	J □◇ ⚓	□	□	□	L	□	□	□	□	D	□	J □◇ ⚓	□	□	L	
London Waterloo (WAT)	15	d			1609											1705			
Clapham Junction (CLJ)	10	d														1712u			
Woking (WOK)		d			1634											1734			1800
Farnborough (Main) (FNB)		d			1644											1744			
Fleet (FLE)		d			1650											1750			
Reading (RDG)	7	d			1652														1752
Basingstoke (BSK)		d			1703	1711										1748			1803
Micheldever (MIC)		d			1713														1813
Winchester (WIN)		d			1722	1727	1733									1749	1805		1822
Shawford (SHW)		d														1754			1827
Romsey (ROM)		d																	1833
Chandlers Ford (CFR)		d			1707														1807
Eastleigh (ESL)	3	a			1714														1814
Eastleigh (ESL)	3	d			1720	1730										1759			1820
Hedge End (HDE)		d			1721	1731										1800			1821
Botley (BOE)		d			1737														1831
Fareham (FRM)		a			1741														1837
Portchester (PTC)		a			1749														1841
Cosham (CSA)		a			1755														1849
Hilsea (HLS)		a			1759														1855
Fratton (FTN)		a			1804														1859
Portsmouth & Southsea (PMS)		a			1808														1904
Portsmouth Harbour (PMH)		a			1813														1908
Southampton Airport Parkwy (SOA)		d			1818														1913
Swaythling (SWG)		d			1725		1735	1742								1805	1814		1825
St Denys (SDN)		d			1727														1827
Southampton Central (SOU)		a			1730														1830
Southampton Central (SOU)		d			1735		1742	1749								1812	1821		1835
Millbrook (Hants) (MBK)		d			1737		1745	1751											1842
Redbridge (RDB)		d			1740														1849
Totton (TTN)		d			1743a														1851
Ashurst New Forest (ANF)		d																	1840
Beaulieu Road (BEU)		d																	1843a
Brockenhurst (BCU)	3	a																	1801
Brockenhurst (BCU)	3	d																	1806
Lymington Town (LYT)		d																	1810
Lymington Pier (LYP)		a																	1816
Lymington Pier (LYP)		d																	1837
Yarmouth (I.O.W.) (YMH)		a			1800														1838
Sway (SWY)		d																	1842
New Milton (NWM)		d																	1827
Hinton Admiral (HNA)		d																	1831
Christchurch (CHR)		d																	1836
Pokesdown (POK)		d																	1839
Bournemouth (BMH)		a																	1857
Bournemouth (BMH)		d																	1901
Branksome (BSM)		d																	1912
Parkstone (Dorset) (PKS)		d																	1921
Poole (POO)	4	a																	1925
Poole (POO)	4	d																	1930
Hamworthy (HAM)		d																	1933
Holton Heath (HOL)		d																	1937
Wareham (WRM)		d																	1914
Wool (WOO)		d																	1921
Moreton (Dorset) (MTN)		d																	1915
Dorchester South (DCH)		d																	1917
Dorchester West (DCW)		d																	1919
Upwey (UPW)		d																	1921
Weymouth (WEY)		a																	1925

NOTES (see introductory pages for explanation of train operator codes and standard symbols)

- a Arrival time
- d Departure time
- u Stops to pick up only
- D To Salisbury
- J From Manchester Piccadilly
- L From Gloucester

London to Winchester, Fareham, Portsmouth, Southampton, Lymington, Yarmouth (IOW), Bournemouth and Weymouth

Saturdays from 27 September

Operator	SW	SW	SW	SW	SW	SW	SW	SW	XC	SW	SW	SW	SW	SW	SW	SW	SW	SW
Days of operation/Notes 1st Class/Reservations/Bus/Ferry Catering facilities	□	□	□	□	□	☞	D	□	J	□	□	□	□	□	□	□	□	□
London Waterloo (WAT) 	d			1805				1809		1835						1905		1909
Clapham Junction (CLJ) 	d			1812u												1912u		
Woking (WOK)	d							1834		1900								1934
Farnborough (Main) (FNB)	d							1844										1944
Fleet (FLE)	d							1850										1950
Reading (RDG) 	d								1852									
Basingstoke (BSK)	d			1848				1903	1911							1948		2003
Micheldever (MIC)	d							1913										2013
Winchester (WIN)	d		1849	1905				1922	1927	1933				1949	2005			2022
Shawford (SHW)	d		1854											1954				
Romsey (ROM)	d						1907											2007
Chandlers Ford (CFR)	d						1914											2014
Eastleigh (ESL) 	a		1859				1920	1930						1959				2020
Eastleigh (ESL) 	d		1900				1921	1931						2000				2021
Hedge End (HDE)	d							1937										2037
Botley (BOE)	d							1941										2041
Fareham (FRM)	a							1949										2049
Portchester (PTC)	a							1955										2055
Cosham (CSA)	a							1959										2059
Hilsea (HLS)	a							2004										2104
Fratton (FTN)	a							2008										2108
Portsmouth & Southsea (PMS)	a							2013										2113
Portsmouth Harbour (PMH) 	a							2018										2118
Southampton Airport Parkwy (SOA) 	d		1905	1914			1925		1935	1942				2005	2014			2025
Swaythling (SWG)	d						1927											2027
St Denys (SDN)	d						1930											2030
Southampton Central (SOU)	a		1912	1921			1935		1942	1949				2012	2021			2035
Southampton Central (SOU)	d	1856		1924			1937		1945	1951			1956		2024			2037
Millbrook (Hants) (MBK)	d						1940											2040
Redbridge (RDB)	d						1943a											2043a
Totton (TTN)	d	1901											2001					
Ashurst New Forest (ANF)	d	1906											2006					
Beaulieu Road (BEU)	d												2010					
Brockenhurst (BCU) 	a	1916		1937					1958	2005			2016		2037			
Brockenhurst (BCU) 	d	1917		1938	1942				1959	2006	2012	2017			2038	2042		
Lymington Town (LYT)	d				1950						2020							2050
Lymington Pier (LYP)	a				1952						2022							2052
Lymington Pier (LYP) 	d					2000												
Yarmouth (I.O.W.) (YMH) 	a					2040												
Sway (SWY)	d	1922											2022					
New Milton (NWM)	d	1927		1945									2027		2045			
Hinton Admiral (HNA)	d	1931											2031					
Christchurch (CHR)	d	1936		1953									2036		2053			
Pokesdown (POK)	d	1939		1957									2039		2057			
Bournemouth (BMH)	a	1944		2001					2013	2021			2044		2101			
Bournemouth (BMH)	d			2005	2009						2025				2105	2109		
Branksome (BSM)	d				2014						2030					2114		
Parkstone (Dorset) (PKS)	d				2017						2033					2117		
Poole (POO) 	a			2014	2021						2037				2115	2121		
Poole (POO) 	d			2015							2038				2116			
Hamworthy (HAM)	d			2020							2043				2121			
Holton Heath (HOL)	d			2024														
Wareham (WRM)	d			2029						2050					2128			
Wool (WOO)	d			2037											2135			
Moreton (Dorset) (MTN)	d			2043											2145c			
Dorchester South (DCH)	d			2051						2107					2153			
Dorchester West (DCW)	d																	
Upwey (UPW)	d			2058											2200			
Weymouth (WEY)	a			2103						2116					2205			

NOTES (see introductory pages for explanation of train operator codes and standard symbols)

- a Arrival time
- d Departure time
- u Stops to pick up only
- c Arrives 4 minutes earlier
- D To Salisbury
- J From Manchester Piccadilly

London to Winchester, Fareham, Portsmouth, Southampton, Lymington, Yarmouth (IOW), Bournemouth and Weymouth

Saturdays from 27 September

Operator	XC J	SW	SW	SW	SW	SW	SW	GW M	SW D	SW	XC J	SW	SW	SW	GW N	SW	SW D	SW
Days of operation/Notes 1st Class/Reservations/Bus/Ferry Catering facilities	1 ◇	1	1	1	1	1	1		1	1	1 ◇	1	1	1	1	1	1	1
London Waterloo (WAT)	15 d	1935				2005					2009					2105		2109
Clapham Junction (CLJ)	10 d					2012u										2112u		
Woking (WOK)	d	2000									2034		2100					2134
Farnborough (Main) (FNB)	d										2044							2144
Fleet (FLE)	d										2050							2150
Reading (RDG)	7 d	1952									2052							
Basingstoke (BSK)	d	2011				2049					2103	2111				2148		2203
Micheldever (MIC)	d										2113							2213
Winchester (WIN)	d	2027	2033			2049	2105				2122	2127	2133		2149		2205	2222
Shawford (SHW)	d					2054									2154			
Romsey (ROM)	d									2107								2207
Chandlers Ford (CFR)	d									2114								2214
Eastleigh (ESL)	3 a					2059				2120	2130				2159			2220 2230
Eastleigh (ESL)	3 d					2100				2121	2131				2200	2205		2221 2231
Hedge End (HDE)	d										2137							2237
Botley (BOE)	d										2141							2241
Fareham (FRM)	a										2149							2249
Portchester (PTC)	a										2155							2255
Cosham (CSA)	a										2159							2259
Hilsea (HLS)	a										2204							2304
Fratton (FTN)	a										2208							2308
Portsmouth & Southsea (PMS)	a										2213							2312
Portsmouth Harbour (PMH)	a										2218							2316
Southampton Airport Parkwy (SOA)	d	2035	2042			2105	2114			2125		2136	2142		2205	2209	2214	2225
Swaythling (SWG)	d									2127								2227
St Denys (SDN)	d									2130								2230
Southampton Central (SOU)	a	2042	2049			2112	2121			2135		2143	2149		2212	2218	2225	2235
Southampton Central (SOU)	d	2045	2051		2056		2124			2137		2145	2151				2229	2237
Millbrook (Hants) (MBK)	d									2140								2240
Redbridge (RDB)	d									2143a								2243a
Totton (TTN)	d				2101		2129											2234
Ashurst New Forest (ANF)	d				2106		2134											2239
Beaulieu Road (BEU)	d																	
Brockenhurst (BCU)	3 a		2104		2116		2142						2204					2247
Brockenhurst (BCU)	3 d		2105	2112	2117		2143	2148					2205	2218				2248
Lymington Town (LYT)	d			2120				2156										2226
Lymington Pier (LYP)	a			2122				2158										2228
Lymington Pier (LYP)	d																	
Yarmouth (I.O.W.) (YMH)	a																	
Sway (SWY)	d				2122		2148											2253
New Milton (NWM)	d				2127		2153											2258
Hinton Admiral (HNA)	d				2131		2157											2302
Christchurch (CHR)	d				2136		2203											2308
Pokesdown (POK)	d				2139		2207											2312
Bournemouth (BMH)	a	2112	2121		2144		2211					2215	2221					2316
Bournemouth (BMH)	d		2125				2213						2225					2318
Branksome (BSM)	d		2130				2218						2230					2323
Parkstone (Dorset) (PKS)	d		2133				2222						2233					2327
Poole (POO)	4 a		2137				2227						2237					2331
Poole (POO)	4 d		2138										2238					
Hamworthy (HAM)	d		2143										2243					
Holton Heath (HOL)	d																	
Wareham (WRM)	d		2150										2250					
Wool (WOO)	d		2157										2257					
Moreton (Dorset) (MTN)	d		2203										2303					
Dorchester South (DCH)	d		2211										2311					
Dorchester West (DCW)	d							2251										
Upwey (UPW)	d		2219					2259					2319					
Weymouth (WEY)	a		2223					2305					2323					

NOTES (see introductory pages for explanation of train operator codes and standard symbols)

- a Arrival time
- d Departure time
- u Stops to pick up only
- D To Salisbury
- J From Manchester Piccadilly
- M From Bristol Temple Meads
- N To Westbury

London to Winchester, Fareham, Portsmouth, Southampton, Lymington, Yarmouth (IOW), Bournemouth and Weymouth

Saturdays from 27 September

Operator Days of operation/Notes	XC J	SW	SW	SW D	SW	XC J	SW	SW	SW SUM	SW	SW SUM P	SW SUM Q
1st Class/Reservations/Bus/Ferry Catering facilities	1◇ ⚡	1	1	1	1	1◇	1	1	1	1	1	1
London Waterloo (WAT)	15 d		2135	2205			2209		2235	2305		2335 0010 0105
Clapham Junction (CLJ)	10 d			2212u					2312u	2342u	0017u	0115
Woking (WOK)	d		2200				2234		2300	2332	0003 0040	0149
Farnborough (Main) (FNB)	d						2244				0015	0158s
Fleet (FLE)	d						2250				0021	0204s
Reading (RDG)	7 d	2152					2252					
Basingstoke (BSK)	d	2211		2250		2303	2311		2352		0035 0100	0216s
Micheldever (MIC)	d					2313			0002			
Winchester (WIN)	d	2227	2233	2307		2322	2327	2333	0011		0052 0116	0233s
Shawford (SHW)	d					2327			0016			
Romsey (ROM)	d				2311							
Chandlers Ford (CFR)	d				2318							
Eastleigh (ESL)	3 a				2324	2333			0022		0100 0124	0242s
Eastleigh (ESL)	3 d				2324	2334			0022	0030	0100 0125	
Hedge End (HDE)	d					2340				0036s		
Botley (BOE)	d					2344				0040s		
Fareham (FRM)	a					2352				0048s		
Portchester (PTC)	a					2358				0054s		
Cosham (CSA)	a					0002				0058s		
Hilsea (HLS)	a					0008						
Fratton (FTN)	a					0012				0106s		
Portsmouth & Southsea (PMS)	a					0015				0109		
Portsmouth Harbour (PMH)	a					0019						
Southampton Airport Parkwy (SOA)	4 d	2236	2242	2315	2328		2335	2342	0026		0105 0129	0246s
Swaythling (SWG)	d				2331							
St Denys (SDN)	d				2334				0030s			0251s
Southampton Central (SOU)	a	2243	2249	2322	2339		2342	2349	0035		0112 0136	0256
Southampton Central (SOU)	d	2245	2252	2324	2341			2351	0037		0138	
Millbrook (Hants) (MBK)	d				2344							
Redbridge (RDB)	d				2348a							
Totton (TTN)	d			2329					0042s			0143s
Ashurst New Forest (ANF)	d			2334								
Beaulieu Road (BEU)	d											
Brockenhurst (BCU)	3 a		2306	2342				0004	0053s		0154s	
Brockenhurst (BCU)	3 d		2307	2343				0005				
Lymington Town (LYT)	d											
Lymington Pier (LYP)	a											
Lymington Pier (LYP)	d											
Yarmouth (I.O.W.) (YMH)	a											
Sway (SWY)	d			2347								
New Milton (NWM)	d			2352				0012s	0100s			0201s
Hinton Admiral (HNA)	d			2356								
Christchurch (CHR)	d			0003				0020s	0108s			0208s
Pokesdown (POK)	d			0006				0024s	0112s			0212s
Bournemouth (BMH)	a	2319	2325	0010				0028	0116			0216
Bournemouth (BMH)	d		2328	0012				0030	0118			
Branksome (BSM)	d		2333	0017				0035	0123s			
Parkstone (Dorset) (PKS)	d		2336	0020				0038	0126s			
Poole (POO)	4 a		2340	0024				0041	0129			
Poole (POO)	4 d		2341									
Hamworthy (HAM)	d		2346									
Holton Heath (HOL)	d											
Wareham (WRM)	d		2352									
Wool (WOO)	d		2359									
Moreton (Dorset) (MTN)	d		0006									
Dorchester South (DCH)	d		0014									
Dorchester West (DCW)	d											
Upwey (UPW)	d		0021									
Weymouth (WEY)	a		0026									

NOTES (see introductory pages for explanation of train operator codes and standard symbols)

- a Arrival time
- d Departure time
- s Stops to set down only
- u Stops to pick up only
- D To Salisbury
- J From Manchester Piccadilly
- P Also calls at Wimbledon 0023
- Q Also calls at Vauxhall 0109, Wimbledon 0127 and Surbiton 0135
- SUM Sunday mornings

London to Winchester, Fareham, Portsmouth, Southampton, Lymington, Yarmouth (IOW), Bournemouth and Weymouth

Sundays until 14 September

Operator Days of operation/Notes 1st Class/Reservations/Bus/Ferry	SW	SW	SW	SW	GW	SW	SW	SW	SW	SW	SW	SW	SW	GW	SW	SW	SW	SW
	□	□	□	□	A	□	□	□	□	□	□	□	□	C	□	□	□	D
London Waterloo (WAT) 15 d												0753			0835			
Clapham Junction (CLJ) 10 d												0803u			0845u			
Woking (WOK) d												0828			0907			
Farnborough (Main) (FNB) d																		
Fleet (FLE) d																		
Reading (RDG) 7 d																		
Basingstoke (BSK) d		0748										0848			0927			
Micheldever (MIC) d		0758										0858						
Winchester (WIN) d		0807										0908			0944			
Shawford (SHW) d		0812										0912						
Romsey (ROM) d												0835						0935
Chandlers Ford (CFR) d												0842						0942
Eastleigh (ESL) 3 a		0817										0849	0918					0948
Eastleigh (ESL) 3 d		0821	0824									0854	0922	0926				0954
Hedge End (HDE) d		0830												0932				
Botley (BOE) d		0834												0936				
Fareham (FRM) a		0842												0944				
Portchester (PTC) a		0848												0950				
Cosham (CSA) a		0853												0955				
Hilsea (HLS) a		0900												1000				
Fratton (FTN) a		0904												1009				
Portsmouth & Southsea (PMS) a		0908												1013				
Portsmouth Harbour (PMH) a		0912												1020				
Southampton Airport Parkwy (SOA) d		0825										0858	0927		0953			0958
Swaythling (SWG) d												0901						1000
St Denys (SDN) d												0904						1003
Southampton Central (SOU) a		0832										0909	0934		1000			1008
Southampton Central (SOU) d		0834				0903						0910	0935		1003			1010
Millbrook (Hants) (MBK) d												0913						1013
Redbridge (RDB) d												0917a						1016a
Totton (TTN) d		0839												0941				
Ashurst New Forest (ANF) d		0844												0945				
Beaulieu Road (BEU) d		0848												0950				
Brockenhurst (BCU) 3 a		0854				0916								0956		1016		
Brockenhurst (BCU) 3 d		0855	0859			0917	0929							0957	0959	1017	1029	
Lymington Town (LYT) d			0907				0937							1007			1037	
Lymington Pier (LYP) a			0909				0939							1009			1039	
Lymington Pier (LYP) d								1000										1100
Yarmouth (I.O.W.) (YMH) a								1040										1140
Sway (SWY) d		0900												1001				
New Milton (NWM) d		0905				0924								1006		1024		
Hinton Admiral (HNA) d		0909												1010				
Christchurch (CHR) d		0914												1015				
Pokesdown (POK) d		0917												1019				
Bournemouth (BMH) a		0921				0934								1023		1034		
Bournemouth (BMH) d	0839	0924					0939							1024		1039		
Branksome (BSM) d	0844						0944									1044		
Parkstone (Dorset) (PKS) d	0847						0947									1047		
Poole (POO) 4 a	0850	0933					0950						1033			1050		
Poole (POO) 4 d	0851						0951									1051		
Hamworthy (HAM) d	0856						0956									1056		
Holton Heath (HOL) d																		
Wareham (WRM) d	0903						1003									1103		
Wool (WOO) d	0910						1010									1110		
Moreton (Dorset) (MTN) d	0916						1016									1116		
Dorchester South (DCH) d	0924						1024									1124		
Dorchester West (DCW) d						1016										1113		
Upwey (UPW) d	0931					1024	1032							1121	1131			
Weymouth (WEY) a	0935					1029	1037							1126	1136			

NOTES (see introductory pages for explanation of train operator codes and standard symbols)

- a Arrival time
- d Departure time
- u Stops to pick up only
- A From Westbury
- B From Salisbury to Salisbury
- C From Bristol Temple Meads
- D To Salisbury

London to Winchester, Fareham, Portsmouth, Southampton, Lymington, Yarmouth (IOW), Bournemouth and Weymouth

Sundays until 14 September






Operator	SW	SW	SW	SW	SW	SW	SW	SW	SW	SW	XC	SW	SW	SW	GW	SW
Days of operation/Notes 1st Class/Reservations/Bus/Ferry Catering facilities	□	□	□	□	□	☞	D	□	□	□	E	□	□	☞	F	D
London Waterloo (WAT) ☞ 15 d	0853			0935					0953				1035			
Clapham Junction (CLJ) 10 d	0903u			0945u					1003u				1045u			
Woking (WOK) d	0928			1007					1028				1107			
Farnborough (Main) (FNB) d																
Fleet (FLE) d																
Reading (RDG) 7 d												1052				
Basingstoke (BSK) d	0948			1027					1048			1111	1127			
Micheldever (MIC) d	0958								1058							
Winchester (WIN) d	1008			1044					1108			1127	1144			
Shawford (SHW) d	1012								1112							
Romsey (ROM) d								1035								1135
Chandlers Ford (CFR) d								1042								1142
Eastleigh (ESL) 3 a	1018							1048	1118							1148
Eastleigh (ESL) 3 d	1022	1026						1054	1122	1126						1154
Hedge End (HDE) d		1032								1132						
Botley (BOE) d		1036								1136						
Fareham (FRM) a		1044								1144						
Portchester (PTC) a		1050								1150						
Cosham (CSA) a		1055								1155						
Hilsea (HLS) a		1100								1200						
Fratton (FTN) a		1109								1209						
Portsmouth & Southsea (PMS) a		1113								1213						
Portsmouth Harbour (PMH) ☞ a		1120								1220						
Southampton Airport Parkwy (SOA) ☞ d	1027			1053				1058	1127			1135	1153			1158
Swaythling (SWG) d								1100								1200
St Denys (SDN) d								1103								1203
Southampton Central (SOU) a	1034			1100				1108	1134			1142	1200			1208
Southampton Central (SOU) d	1035			1103				1110	1135			1150	1203			1210
Millbrook (Hants) (MBK) d								1113								1213
Redbridge (RDB) d								1116a								1216a
Totton (TTN) d	1041								1141							
Ashurst New Forest (ANF) d	1045								1145							
Beaulieu Road (BEU) d	1050								1150							
Brockenhurst (BCU) 3 a	1056			1116					1156				1216			
Brockenhurst (BCU) 3 d	1057	1059	1117	1129					1157	1159		1217	1229			
Lymington Town (LYT) d		1107		1137						1207			1237			
Lymington Pier (LYP) a		1109		1139						1209			1239			
Lymington Pier (LYP) ☞ d						1200										1300
Yarmouth (I.O.W.) (YMH) ☞ a						1240										1340
Sway (SWY) d	1101								1201							
New Milton (NWM) d	1106			1124					1206				1224			
Hinton Admiral (HNA) d	1110								1210							
Christchurch (CHR) d	1115								1215							
Pokesdown (POK) d	1119								1219							
Bournemouth (BMH) a	1123			1134					1223		1227	1234				
Bournemouth (BMH) d	1124			1139					1224			1239				
Branksome (BSM) d				1144								1244				
Parkstone (Dorset) (PKS) d				1147								1247				
Poole (POO) 4 a	1133			1150					1233			1250				
Poole (POO) 4 d				1151								1251				
Hamworthy (HAM) d				1156								1256				
Holton Heath (HOL) d																
Wareham (WRM) d				1203								1303				
Wool (WOO) d				1210								1310				
Moreton (Dorset) (MTN) d				1216								1316				
Dorchester South (DCH) d				1224								1324				
Dorchester West (DCW) d																1331
Upwey (UPW) d				1231								1331				1339
Weymouth (WEY) a				1235								1335				1345

NOTES (see introductory pages for explanation of train operator codes and standard symbols)

- a Arrival time
- d Departure time
- u Stops to pick up only
- D To Salisbury
- E From Birmingham New Street
- F From Swindon

London to Winchester, Fareham, Portsmouth, Southampton, Lymington, Yarmouth (IOW), Bournemouth and Weymouth

Sundays until 14 September






Operator	SW	SW	SW	XC	SW	SW	SW	SW	SW	SW	SW	XC	SW	SW	SW	GW	SW
Days of operation/Notes 1st Class/Reservations/Bus/Ferry Catering facilities	□	□	□	□◇ ⚡	□	□	⚓	□	□	□	□	□◇ ⚡	□	□	⚓	F	□
London Waterloo (WAT)  d	1054				1135								1154				
Clapham Junction (CLJ) d	1103u				1145u								1203u				
Woking (WOK) d	1128				1207								1228				
Farnborough (Main) (FNB) d																	
Fleet (FLE) d																	
Reading (RDG) 7 d				1152									1252				
Basingstoke (BSK) d	1148			1211	1227								1248	1312	1327		
Micheldever (MIC) d	1158												1258				
Winchester (WIN) d	1208			1227	1244								1308	1328	1344		
Shawford (SHW) d	1212												1312				
Romsey (ROM) d										1235							1335
Chandlers Ford (CFR) d										1242							1342
Eastleigh (ESL) 3 a	1218									1248			1318				1348
Eastleigh (ESL) 3 d	1222	1226								1254			1322	1326			1354
Hedge End (HDE) d		1232												1332			
Botley (BOE) d		1236												1336			
Fareham (FRM) a		1244												1344			
Portchester (PTC) a		1250												1350			
Cosham (CSA) a		1255												1355			
Hilsea (HLS) a		1300												1400			
Fratton (FTN) a		1309												1409			
Portsmouth & Southsea (PMS) a		1313												1413			
Portsmouth Harbour (PMH)  a		1320												1420			
Southampton Airport Parkwy (SOA)  d	1227			1235	1253					1258	1327		1336	1353			1358
Swaythling (SWG) d										1300							1400
St Denys (SDN) d										1303							1403
Southampton Central (SOU) a	1234			1244	1300					1308	1334		1344	1400			1408
Southampton Central (SOU) d	1235			1250	1303					1310	1335		1350	1403			1410
Millbrook (Hants) (MBK) d										1313							1413
Redbridge (RDB) d										1316a							1416a
Totton (TTN) d	1241												1341				
Ashurst New Forest (ANF) d	1245												1345				
Beaulieu Road (BEU) d	1250												1350				
Brockenhurst (BCU) 3 a	1256				1316										1416		
Brockenhurst (BCU) 3 d	1257	1259		1317	1329								1357	1359	1417	1429	
Lymington Town (LYT) d		1307			1337								1407			1437	
Lymington Pier (LYP) a		1309			1339								1409			1439	
Lymington Pier (LYP)  d								1400								1500	
Yarmouth (I.O.W.) (YMH)  a								1440								1540	
Sway (SWY) d	1301												1401				
New Milton (NWM) d	1306				1324								1406		1424		
Hinton Admiral (HNA) d	1310												1410				
Christchurch (CHR) d	1315												1415				
Pokesdown (POK) d	1319												1419				
Bournemouth (BMH) a	1323		1327	1334									1423	1427	1434		
Bournemouth (BMH) d	1324				1339								1424		1439		
Branksome (BSM) d					1344										1444		
Parkstone (Dorset) (PKS) d					1347										1447		
Poole (POO) 4 a	1333				1350								1433		1450		
Poole (POO) 4 d					1351										1451		
Hamworthy (HAM) d					1356										1456		
Holton Heath (HOL) d																	
Wareham (WRM) d					1403										1503		
Wool (WOO) d					1410										1510		
Moreton (Dorset) (MTN) d					1416										1516		
Dorchester South (DCH) d					1424										1524		
Dorchester West (DCW) d																	1532
Upwey (UPW) d					1431										1531		1540
Weymouth (WEY) a					1435										1535		1545

NOTES (see introductory pages for explanation of train operator codes and standard symbols)

- a Arrival time
- d Departure time
- u Stops to pick up only
- D To Salisbury
- F From Swindon
- G From Manchester Piccadilly

London to Winchester, Fareham, Portsmouth, Southampton, Lymington, Yarmouth (IOW), Bournemouth and Weymouth

Sundays until 14 September

Operator	SW	SW	SW	XC G D	SW	SW	SW	SW	SW	SW	SW	XC G D	SW	SW	SW	SW	
Days of operation/Notes 1st Class/Reservations/Bus/Ferry Catering facilities	□	□	□	□◇ ⚡	□	□	⚓	□	□	□	□	□◇ ⚡	□	□	⚓	□	
London Waterloo (WAT)  16 d	1254				1335					1354			1435				
Clapham Junction (CLJ) 10 d	1303u				1342u					1403u			1442u				
Woking (WOK) d	1328				1407					1428			1507				
Farnborough (Main) (FNB) d																	
Fleet (FLE) d																	
Reading (RDG) 7 d				1352								1452					
Basingstoke (BSK) d	1347			1411	1427					1447		1511	1527				
Micheldever (MIC) d	1357									1457							
Winchester (WIN) d	1407			1427	1444					1507		1527	1544				
Shawford (SHW) d	1411									1511							
Romsey (ROM) d									1435								1535
Chandlers Ford (CFR) d									1442								1542
Eastleigh (ESL) 3 a	1417								1448	1517							1548
Eastleigh (ESL) 3 d	1420	1426							1454	1520	1526						1554
Hedge End (HDE) d		1432									1532						
Botley (BOE) d		1436									1536						
Fareham (FRM) a		1444									1544						
Portchester (PTC) a		1450									1550						
Cosham (CSA) a		1455									1555						
Hilsea (HLS) a		1500									1600						
Fratton (FTN) a		1509									1609						
Portsmouth & Southsea (PMS) a		1513									1613						
Portsmouth Harbour (PMH)  a		1520									1620						
Southampton Airport Parkwy (SOA)  d	1425			1435	1453				1458	1525		1535	1553				1558
Swaythling (SWG) d									1500								1600
St Denys (SDN) d									1503								1603
Southampton Central (SOU) a	1432			1442	1500				1508	1532		1544	1600				1608
Southampton Central (SOU) d	1433			1450	1503				1510	1533		1550	1603				1610
Millbrook (Hants) (MBK) d									1513								1613
Redbridge (RDB) d									1516a								1616a
Totton (TTN) d	1439									1539							
Ashurst New Forest (ANF) d	1443									1543							
Beaulieu Road (BEU) d	1448									1548							
Brockenhurst (BCU) 3 a	1454				1516					1554			1616				
Brockenhurst (BCU) 3 d	1455	1459			1517	1529				1555	1559		1617	1629			
Lymington Town (LYT) d		1507				1537					1607			1637			
Lymington Pier (LYP) a		1509				1539					1609			1639			
Lymington Pier (LYP)  d								1600									1700
Yarmouth (I.O.W.) (YMH)  a								1640									1740
Sway (SWY) d	1459									1559							
New Milton (NWM) d	1504				1524					1604			1624				
Hinton Admiral (HNA) d	1508									1608							
Christchurch (CHR) d	1513									1613							
Pokesdown (POK) d	1517									1617							
Bournemouth (BMH) a	1521			1525	1534					1621		1625	1634				
Bournemouth (BMH) d	1522				1539					1622			1639				
Branksome (BSM) d					1544								1644				
Parkstone (Dorset) (PKS) d					1547								1647				
Poole (POO) 4 a	1531				1550					1631			1650				
Poole (POO) 4 d					1551								1651				
Hamworthy (HAM) d					1556								1656				
Holton Heath (HOL) d																	
Wareham (WRM) d					1603								1703				
Wool (WOO) d					1610								1710				
Moreton (Dorset) (MTN) d					1616								1716				
Dorchester South (DCH) d					1624								1724				
Dorchester West (DCW) d																	
Upwey (UPW) d					1631								1731				
Weymouth (WEY) a					1635								1735				

NOTES (see introductory pages for explanation of train operator codes and standard symbols)

- a Arrival time
- d Departure time
- u Stops to pick up only
- D To Salisbury
- G From Manchester Piccadilly

London to Winchester, Fareham, Portsmouth, Southampton, Lymington, Yarmouth (IOW), Bournemouth and Weymouth

Sundays until 14 September






Operator Days of operation/Notes 1st Class/Reservations/Bus/Ferry Catering facilities	SW P	SW P	SW P	XC G P G	SW P	SW P	SW P D	SW P D	SW P	SW P	SW P	SW P	XC G P G	SW P	SW P	SW P D	GW C
London Waterloo (WAT)	15	d															
Clapham Junction (CLJ)	10	d															
Woking (WOK)		d															
Farnborough (Main) (FNB)		d															
Fleet (FLE)		d															
Reading (RDG)	7	d															
Basingstoke (BSK)		d															
Micheldever (MIC)		d															
Winchester (WIN)		d															
Shawford (SHW)		d															
Romsey (ROM)		d															
Chandlers Ford (CFR)		d															
Eastleigh (ESL)	3	a															
Eastleigh (ESL)	3	d															
Hedge End (HDE)		d															
Botley (BOE)		d															
Fareham (FRM)		a															
Portchester (PTC)		a															
Cosham (CSA)		a															
Hilsea (HLS)		a															
Fratton (FTN)		a															
Portsmouth & Southsea (PMS)		a															
Portsmouth Harbour (PMH)		a															
Southampton Airport Parkwy (SOA)	4	d															
Swaythling (SWG)		d															
St Denys (SDN)		d															
Southampton Central (SOU)		a															
Southampton Central (SOU)		d															
Millbrook (Hants) (MBK)		d															
Redbridge (RDB)		d															
Totton (TTN)		d															
Ashurst New Forest (ANF)		d															
Beaulieu Road (BEU)		d															
Brockenhurst (BCU)	3	a															
Brockenhurst (BCU)	3	d															
Lymington Town (LYT)		d															
Lymington Pier (LYP)		a															
Lymington Pier (LYP)		d															
Yarmouth (I.O.W.) (YMH)		a															
Sway (SWY)		d															
New Milton (NWM)		d															
Hinton Admiral (HNA)		d															
Christchurch (CHR)		d															
Pokesdown (POK)		d															
Bournemouth (BMH)		a															
Bournemouth (BMH)		d															
Branksome (BSM)		d															
Parkstone (Dorset) (PKS)		d															
Poole (POO)	4	a															
Poole (POO)	4	d															
Hamworthy (HAM)		d															
Holton Heath (HOL)		d															
Wareham (WRM)		d															
Wool (WOO)		d															
Moreton (Dorset) (MTN)		d															
Dorchester South (DCH)		d															
Dorchester West (DCW)		d															
Upwey (UPW)		d															
Weymouth (WEY)		a															

NOTES (see introductory pages for explanation of train operator codes and standard symbols)

- a Arrival time
- d Departure time
- u Stops to pick up only
- C From Bristol Temple Meads
- D To Salisbury
- G From Manchester Piccadilly

London to Winchester, Fareham, Portsmouth, Southampton, Lymington, Yarmouth (IOW), Bournemouth and Weymouth

Sundays until 14 September






Operator	SW	SW	SW	SW	XC G ◇ ⚡	SW	SW	SW	SW	SW	SW	SW	SW	XC G ◇ ⚡	SW	SW	SW
Days of operation/Notes 1st Class/Reservations/Bus/Ferry Catering facilities	□	□	□	□	□	□	□	□	□	□	□	□	□	□	□	□	□
London Waterloo (WAT)  15 d	1650	1705				1735					1750	1805			1835		
Clapham Junction (CLJ) 10 d	1658u	1712u				1742u					1758u	1812u			1842u		
Woking (WOK) d	1721	1737				1807					1821	1837			1907		
Farnborough (Main) (FNB) d	1732										1832						
Fleet (FLE) d																	
Reading (RDG) 7 d					1752									1852			
Basingstoke (BSK) d	1747	1757			1811	1827					1847	1857		1911	1927		
Micheldever (MIC) d	1757										1857						
Winchester (WIN) d	1807	1814			1827	1844					1907	1914		1927	1944		
Shawford (SHW) d	1812										1912						
Romsey (ROM) d											1835						1935
Chandlers Ford (CFR) d											1842						1942
Eastleigh (ESL) 3 a	1817	1822	←								1848	1917	1922	←			1948
Eastleigh (ESL) 3 d	1826	1823	1826								1854	1926	1923	1926			1954
Hedge End (HDE) d	←		1832									←	1932				
Botley (BOE) d			1836										1936				
Fareham (FRM) a			1844										1944				
Portchester (PTC) a			1850										1950				
Cosham (CSA) a			1855										1955				
Hilsea (HLS) a			1900										2000				
Fratton (FTN) a			1909										2009				
Portsmouth & Southsea (PMS) a			1913										2013				
Portsmouth Harbour (PMH)  a			1920										2020				
Southampton Airport Parkwy (SOA)  d		1827			1835	1853					1858		1927		1935	1953	1958
Swaythling (SWG) d											1900						2000
St Denys (SDN) d											1903						2003
Southampton Central (SOU) a		1834			1842	1900					1908		1934		1942	2000	2008
Southampton Central (SOU) d		1836			1850	1903					1910		1936		1950	2003	2010
Millbrook (Hants) (MBK) d											1913						2013
Redbridge (RDB) d											1916a						2016a
Totton (TTN) d		1841											1941				
Ashurst New Forest (ANF) d		1846											1946				
Beaulieu Road (BEU) d		1850											1950				
Brockenhurst (BCU) 3 a		1856			1903	1916							1956		2016		
Brockenhurst (BCU) 3 d		1857		1859	1910	1917	1929						1957		1959	2017	2029
Lymington Town (LYT) d				1907			1937								2007		2037
Lymington Pier (LYP) a				1909			1939								2009		2039
Lymington Pier (LYP)  d								2000									
Yarmouth (I.O.W.) (YMH)  a								2040									
Sway (SWY) d		1901											2001				
New Milton (NWM) d		1906				1924							2006			2023	
Hinton Admiral (HNA) d		1910											2010				
Christchurch (CHR) d		1915											2015				
Pokesdown (POK) d		1919											2019				
Bournemouth (BMH) a		1923			1927	1934							2023		2027	2034	
Bournemouth (BMH) d		1924				1939							2024			2039	
Branksome (BSM) d						1944										2044	
Parkstone (Dorset) (PKS) d						1947										2047	
Poole (POO) 4 a		1933				1950							2033			2050	
Poole (POO) 4 d						1951										2051	
Hamworthy (HAM) d						1956										2056	
Holton Heath (HOL) d																	
Wareham (WRM) d						2003										2103	
Wool (WOO) d						2010										2110	
Moreton (Dorset) (MTN) d						2016										2116	
Dorchester South (DCH) d						2024										2124	
Dorchester West (DCW) d																	
Upwey (UPW) d						2031										2131	
Weymouth (WEY) a						2036										2136	

NOTES (see introductory pages for explanation of train operator codes and standard symbols)

- a Arrival time
- d Departure time
- u Stops to pick up only
- D To Salisbury
- G From Manchester Piccadilly

London to Winchester, Fareham, Portsmouth, Southampton, Lymington, Yarmouth (IOW), Bournemouth and Weymouth

Sundays until 14 September

Operator	SW	SW	SW	SW	XC G 1 ◇ ⌘	SW	SW	SW D	SW	SW	SW	SW	SW	GW C	XC G 1 ◇ ⌘	GW C	SW	SW H
Days of operation/Notes 1st Class/Reservations/Bus/Ferry Catering facilities	1	1	1	1	1	1	1	1	1	1	1	1	1	1	1	1	1	1
London Waterloo (WAT)  15 d	1850	1905				1935			1950	2005							2035	
Clapham Junction (CLJ) 10 d	1858u	1912u				1942u			1958u	2012u							2042u	
Woking (WOK) d	1921	1937				2007			2021	2037							2107	
Farnborough (Main) (FNB) d	1932								2032									
Fleet (FLE) d																		
Reading (RDG) 7 d						1952									2052			
Basingstoke (BSK) d	1947	1957				2011	2027		2047	2057					2111		2127	
Micheldever (MIC) d	1957								2057									
Winchester (WIN) d	2007	2014				2027	2044		2107	2114					2127		2144	
Shawford (SHW) d	2012								2112									
Romsey (ROM) d								2035								2111		2135
Chandlers Ford (CFR) d								2042										2142
Eastleigh (ESL) 3 a	2017	2022	←					2049	2119	2122	←					2138		2148
Eastleigh (ESL) 3 d	2026	2023	2026					2054	2126	2123	2126					2144		2154
Hedge End (HDE) d	←		2032						←		2132					2150		
Botley (BOE) d			2036								2136					2155		
Fareham (FRM) a			2044								2144					2202		
Portchester (PTC) a			2050								2150							
Cosham (CSA) a			2055								2155							
Hilsea (HLS) a			2100								2200							
Fratton (FTN) a			2109								2209					2219		
Portsmouth & Southsea (PMS) a			2113								2213					2223		
Portsmouth Harbour (PMH)  a			2120								2220					2228		
Southampton Airport Parkwy (SOA)  d		2027				2038c	2054		2058		2127				2135		2153	2158
Swaythling (SWG) d									2100									2201
St Denys (SDN) d									2103									2204
Southampton Central (SOU) a		2034				2045	2102		2108		2134				2142		2200	2209
Southampton Central (SOU) d		2036				2050	2103		2110		2136				2150		2203	2210
Millbrook (Hants) (MBK) d									2113									2213
Redbridge (RDB) d									2117a									2217a
Totton (TTN) d		2041									2141							
Ashurst New Forest (ANF) d		2046									2146							
Beaulieu Road (BEU) d		2050									2150							
Brockenhurst (BCU) 3 a		2056					2117				2156							2216
Brockenhurst (BCU) 3 d		2057		2059		2117	2129				2157		2159					2217
Lymington Town (LYT) d				2107			2137						2207					
Lymington Pier (LYP) a				2109			2139						2209					
Lymington Pier (LYP)  d																		
Yarmouth (I.O.W.) (YMH)  a																		
Sway (SWY) d		2101									2201							
New Milton (NWM) d		2106				2124					2206							2224
Hinton Admiral (HNA) d		2110									2210							
Christchurch (CHR) d		2115									2215							
Pokesdown (POK) d		2119									2219							
Bournemouth (BMH) a		2123		2127	2134						2223			2227				2234
Bournemouth (BMH) d		2124				2139					2224							2239
Branksome (BSM) d						2144												2244
Parkstone (Dorset) (PKS) d						2147												2247
Poole (POO) 4 a		2133				2150					2233							2250
Poole (POO) 4 d						2151												2251
Hamworthy (HAM) d						2156												2256
Holton Heath (HOL) d																		
Wareham (WRM) d						2203												2303
Wool (WOO) d						2210												2310
Moreton (Dorset) (MTN) d						2216												2316
Dorchester South (DCH) d						2224												2324
Dorchester West (DCW) d														2255				
Upwey (UPW) d						2231								2303				2331
Weymouth (WEY) a						2236								2308				2336

NOTES (see introductory pages for explanation of train operator codes and standard symbols)

- a Arrival time
- d Departure time
- u Stops to pick up only
- c Arrives 4 minutes earlier
- C From Bristol Temple Meads
- D To Salisbury
- G From Manchester Piccadilly
- H To Romsey

London to Winchester, Fareham, Portsmouth, Southampton, Lymington, Yarmouth (IOW), Bournemouth and Weymouth

Sundays until 14 September

Operator	SW	SW	SW	XC G	SW	SW D	SW	SW	SW	SW	SW	SW	SW	SW MM J
Days of operation/Notes 1st Class/Reservations/Bus/Ferry Catering facilities	□	□	□	□◇ ⌘	□	□	□	□	□	□	□	□	□	□
London Waterloo (WAT)	15 d	2050	2105		2135		2150	2205		2250	2305			0010
Clapham Junction (CLJ)	10 d	2058u	2112u		2142u		2158u	2212u		2258u	2312u			0017u
Woking (WOK)	d	2121	2137		2207		2221	2237		2321	2337			0042
Farnborough (Main) (FNB)	d	2132						2232		2332				
Fleet (FLE)	d													
Reading (RDG)	7 d			2152										
Basingstoke (BSK)	d	2147	2157	2211	2227		2247	2257		2347	2357			0101
Micheldever (MIC)	d	2157					2257			2357				
Winchester (WIN)	d	2207	2214	2227	2244		2307	2314		0007	0014			0118
Shawford (SHW)	d	2212					2312			0012				
Romsey (ROM)	d					2235								
Chandlers Ford (CFR)	d					2242								
Eastleigh (ESL)	3 a	2217	2222	←		2248	2317	2322	←	0017	0022	←		0126
Eastleigh (ESL)	3 d	2226	2223	2226		2254	2326	2323	2326	0030	0023	0030		0127
Hedge End (HDE)	d	←		2232			←		2332	←		0036s		
Botley (BOE)	d			2236					2336			0040s		
Fareham (FRM)	a			2244					2344			0048s		
Portchester (PTC)	a			2250					2350			0054s		
Cosham (CSA)	a			2255					2355			0059s		
Hilsea (HLS)	a			2300					0002					
Fratton (FTN)	a			2308					0007					0106s
Portsmouth & Southsea (PMS)	a			2312					0010					0110s
Portsmouth Harbour (PMH)	a			2316					0014					0114
Southampton Airport Parkwy (SOA)	← d		2227		2235	2253	2258		2327			0028		0132
Swaythling (SWG)	d						2300							
St Denys (SDN)	d						2303					0032s		
Southampton Central (SOU)	a		2234	2242	2300	2308		2334				0037		0139
Southampton Central (SOU)	d		2236		2303	2310		2336				0040		
Millbrook (Hants) (MBK)	d						2312							
Redbridge (RDB)	d						2315a							
Totton (TTN)	d		2241						2341			0045s		
Ashurst New Forest (ANF)	d		2246						2346					
Beaulieu Road (BEU)	d													
Brockenhurst (BCU)	3 a		2254		2316			2354				0056s		
Brockenhurst (BCU)	3 d		2257		2317			2355						
Lymington Town (LYT)	d													
Lymington Pier (LYP)	a													
Lymington Pier (LYP)	d													
Yarmouth (I.O.W.) (YMH)	a													
Sway (SWY)	d		2301					2359						
New Milton (NWM)	d		2306		2324			0004				0104s		
Hinton Admiral (HNA)	d		2310					0008						
Christchurch (CHR)	d		2315					0013				0111s		
Pokesdown (POK)	d		2319					0017				0115s		
Bournemouth (BMH)	a		2323		2334			0021				0119		
Bournemouth (BMH)	d		2324		2339			0022				0120		
Branksome (BSM)	d				2344			0027				0125s		
Parkstone (Dorset) (PKS)	d				2347			0030				0128s		
Poole (POO)	4 a		2333		2350			0034				0132		
Poole (POO)	4 d				2351									
Hamworthy (HAM)	d				2356									
Holton Heath (HOL)	d													
Wareham (WRM)	d				0003									
Wool (WOO)	d				0010									
Moreton (Dorset) (MTN)	d				0016									
Dorchester South (DCH)	d				0024									
Dorchester West (DCW)	d													
Upwey (UPW)	d				0030									
Weymouth (WEY)	a				0035									

NOTES (see introductory pages for explanation of train operator codes and standard symbols)

- a Arrival time
- d Departure time
- s Stops to set down only
- u Stops to pick up only
- D To Salisbury
- G From Manchester Piccadilly
- J Also calls at Wimbledon 0023
- MM Monday mornings

London to Winchester, Fareham, Portsmouth, Southampton, Lymington, Yarmouth (IOW), Bournemouth and Weymouth

Sundays from 21 September

Operator Days of operation/Notes 1st Class/Reservations/Bus/Ferry	SW	SW	SW	SW	GW	SW	SW	SW	SW	SW	SW	SW	SW	GW	SW	SW	SW	SW
	□	□	□	□	A	□	□	□	□	□	□	□	□	C	□	□	□	D
London Waterloo (WAT) ⇄ 15 d												0753			0835			
Clapham Junction (CLJ) 10 d												0803u			0845u			
Woking (WOK) d												0828			0907			
Farnborough (Main) (FNB) d																		
Fleet (FLE) d																		
Reading (RDG) 7 d																		
Basingstoke (BSK) d			0748									0848			0927			
Micheldever (MIC) d			0758									0858						
Winchester (WIN) d			0807									0908			0944			
Shawford (SHW) d			0812									0912						
Romsey (ROM) d												0835						0935
Chandlers Ford (CFR) d												0842						0942
Eastleigh (ESL) 3 a			0817									0849			0918			0948
Eastleigh (ESL) 3 d			0821	0824								0854			0922	0926		0954
Hedge End (HDE) d				0830												0932		
Botley (BOE) d				0834												0936		
Fareham (FRM) a				0842												0944		
Portchester (PTC) a				0848												0950		
Cosham (CSA) a				0853												0955		
Hilsea (HLS) a				0900												1000		
Fratton (FTN) a				0904												1009		
Portsmouth & Southsea (PMS) a				0908												1013		
Portsmouth Harbour (PMH) a				0912												1020		
Southampton Airport Parkwy (SOA) a			0825									0858	0927			0953		0958
Swaythling (SWG) d												0901						1000
St Denys (SDN) d												0904						1003
Southampton Central (SOU) a			0832									0909	0934		1000			1008
Southampton Central (SOU) d			0834			0903						0910	0935		1003			1010
Millbrook (Hants) (MBK) d												0913						1013
Redbridge (RDB) d												0917a						1016a
Totton (TTN) d			0839										0941					
Ashurst New Forest (ANF) d			0844										0945					
Beaulieu Road (BEU) d			0848										0950					
Brockenhurst (BCU) 3 a			0854			0916							0956		1016			
Brockenhurst (BCU) 3 d			0855	0859		0917	0929					0957	0959		1017	1029		
Lymington Town (LYT) d				0907			0937						1007			1037		
Lymington Pier (LYP) a				0909			0939						1009			1039		
Lymington Pier (LYP) a								1000										1100
Yarmouth (I.O.W.) (YMH) a								1040										1140
Sway (SWY) d			0900										1001					
New Milton (NWM) d			0905			0924							1006		1024			
Hinton Admiral (HNA) d			0909										1010					
Christchurch (CHR) d			0915										1016					
Pokesdown (POK) d			0918										1020					
Bournemouth (BMH) a			0922			0935							1024		1035			
Bournemouth (BMH) d	0839	0924				0939							1025		1040			
Branksome (BSM) d	0844					0944									1045			
Parkstone (Dorset) (PKS) d	0847					0947									1048			
Poole (POO) 4 a	0850	0933				0950							1034		1051			
Poole (POO) 4 d	0851					0951									1052			
Hamworthy (HAM) d	0856					0956									1057			
Holton Heath (HOL) d																		
Wareham (WRM) d	0903					1003									1104			
Wool (WOO) d	0910					1010									1111			
Moreton (Dorset) (MTN) d	0916					1016									1117			
Dorchester South (DCH) d	0924					1024									1125			
Dorchester West (DCW) d					1016										1113			
Upwey (UPW) d	0931				1024	1032								1121	1132			
Weymouth (WEY) a	0935				1029	1037								1126	1136			

NOTES (see introductory pages for explanation of train operator codes and standard symbols)

- a Arrival time
- d Departure time
- u Stops to pick up only
- A From Westbury
- B From Salisbury to Salisbury
- C From Bristol Temple Meads
- D To Salisbury

London to Winchester, Fareham, Portsmouth, Southampton, Lymington, Yarmouth (IOW), Bournemouth and Weymouth

Sundays from 21 September

Operator	SW	SW	SW	SW	SW	SW	SW	SW	SW	SW	XC	SW	SW	SW	GW	SW
Days of operation/Notes 1st Class/Reservations/Bus/Ferry Catering facilities	□	□	□	□	□	☞	D	□	□	□	E	□	□	☞	F	D
London Waterloo (WAT)	15 d	0853		0935					0953			1035				
Clapham Junction (CLJ)	10 d	0903u		0945u					1003u			1045u				
Woking (WOK)	d	0928		1007					1028			1107				
Farnborough (Main) (FNB)	d															
Fleet (FLE)	d															
Reading (RDG)	7 d										1052					
Basingstoke (BSK)	d	0948		1027					1048		1111	1127				
Micheldever (MIC)	d	0958							1058							
Winchester (WIN)	d	1008		1044					1108		1127	1144				
Shawford (SHW)	d	1012							1112							
Romsey (ROM)	d							1035								1135
Chandlers Ford (CFR)	d							1042								1142
Eastleigh (ESL)	3 a	1018						1048	1118							1148
Eastleigh (ESL)	3 d	1022	1026					1054	1122	1126						1154
Hedge End (HDE)	d		1032							1132						
Botley (BOE)	d		1036							1136						
Fareham (FRM)	a		1044							1144						
Portchester (PTC)	a		1050							1150						
Cosham (CSA)	a		1055							1155						
Hilsea (HLS)	a		1100							1200						
Fratton (FTN)	a		1109							1209						
Portsmouth & Southsea (PMS)	a		1113							1213						
Portsmouth Harbour (PMH)	☞ a		1120							1220						
Southampton Airport Parkwy (SOA)	← d	1027		1053				1058	1127		1135	1153				1158
Swaythling (SWG)	d							1100								1200
St Denys (SDN)	d							1103								1203
Southampton Central (SOU)	a	1034		1100				1108	1134		1142	1200				1208
Southampton Central (SOU)	d	1035		1103				1110	1135		1150	1203				1210
Millbrook (Hants) (MBK)	d							1113								1213
Redbridge (RDB)	d							1116a								1216a
Totton (TTN)	d	1041							1141							
Ashurst New Forest (ANF)	d	1045							1145							
Beaulieu Road (BEU)	d	1050							1150							
Brockenhurst (BCU)	3 a	1056		1116					1156			1216				
Brockenhurst (BCU)	3 d	1057	1059	1117	1129				1157	1159		1217	1229			
Lymington Town (LYT)	d		1107		1137					1207			1237			
Lymington Pier (LYP)	a		1109		1139					1209			1239			
Lymington Pier (LYP)	☞ d					1200								1300		
Yarmouth (I.O.W.) (YMH)	☞ a					1240								1340		
Sway (SWY)	d	1101							1201							
New Milton (NWM)	d	1106		1124					1206			1224				
Hinton Admiral (HNA)	d	1110							1210							
Christchurch (CHR)	d	1116							1216							
Pokesdown (POK)	d	1120							1220							
Bournemouth (BMH)	a	1124		1135					1224		1227	1235				
Bournemouth (BMH)	d	1125		1140					1225			1240				
Branksome (BSM)	d			1145								1245				
Parkstone (Dorset) (PKS)	d			1148								1248				
Poole (POO)	4 a	1134		1151					1234			1251				
Poole (POO)	4 d			1152								1252				
Hamworthy (HAM)	d			1157								1257				
Holton Heath (HOL)	d															
Wareham (WRM)	d			1204								1304				
Wool (WOO)	d			1211								1311				
Moreton (Dorset) (MTN)	d			1217								1317				
Dorchester South (DCH)	d			1225								1325				
Dorchester West (DCW)	d														1331	
Upwey (UPW)	d			1232								1332			1339	
Weymouth (WEY)	a			1236								1336			1345	

NOTES (see introductory pages for explanation of train operator codes and standard symbols)

- a Arrival time
- d Departure time
- u Stops to pick up only
- D To Salisbury
- E From Birmingham New Street
- F Runs until 26 October. From Swindon

London to Winchester, Fareham, Portsmouth, Southampton, Lymington, Yarmouth (IOW), Bournemouth and Weymouth

Sundays from 21 September














Operator	SW	SW	SW	XC	SW	SW	SW	SW	SW	SW	SW	XC	SW	SW	SW	GW	SW
Days of operation/Notes 1st Class/Reservations/Bus/Ferry Catering facilities	□	□	□	□◇ ⚡	□	□	⚓	□	□	□	□	□◇ ⚡	□	□	⚓	H	□
London Waterloo (WAT)	d	1054			1135					1154			1235				
Clapham Junction (CLJ)	d	1103u			1145u					1203u			1242u				
Woking (WOK)	d	1128			1207					1228			1307				
Farnborough (Main) (FNB)	d																
Fleet (FLE)	d																
Reading (RDG)	d			1152								1252					
Basingstoke (BSK)	d	1148		1211	1227					1248		1312	1327				
Micheldever (MIC)	d	1158								1258							
Winchester (WIN)	d	1208		1227	1244					1308		1328	1344				
Shawford (SHW)	d	1212								1312							
Romsey (ROM)	d								1235								1335
Chandlers Ford (CFR)	d								1242								1342
Eastleigh (ESL)	a	1218							1248	1318							1348
Eastleigh (ESL)	d	1222	1226						1254	1322	1326						1354
Hedge End (HDE)	d		1232								1332						
Botley (BOE)	d		1236								1336						
Fareham (FRM)	a		1244								1344						
Portchester (PTC)	a		1250								1350						
Cosham (CSA)	a		1255								1355						
Hilsea (HLS)	a		1300								1400						
Fratton (FTN)	a		1309								1409						
Portsmouth & Southsea (PMS)	a		1313								1413						
Portsmouth Harbour (PMH)	a		1320								1420						
Southampton Airport Parkwy (SOA)	d	1227		1235	1253				1258	1327		1336	1353				1358
Swaythling (SWG)	d								1300								1400
St Denys (SDN)	d								1303								1403
Southampton Central (SOU)	a	1234		1244	1300				1308	1334		1344	1400				1408
Southampton Central (SOU)	d	1235		1250	1303				1310	1335		1350	1403				1410
Millbrook (Hants) (MBK)	d								1313								1413
Redbridge (RDB)	d								1316a								1416a
Totton (TTN)	d	1241								1341							
Ashurst New Forest (ANF)	d	1245								1345							
Beaulieu Road (BEU)	d	1250								1350							
Brockenhurst (BCU)	a	1256			1316					1356			1416				
Brockenhurst (BCU)	d	1257	1259		1317	1329				1357	1359		1417	1429			
Lymington Town (LYT)	d		1307			1337					1407			1437			
Lymington Pier (LYP)	a		1309			1339					1409			1439			
Lymington Pier (LYP)	d							1400								1500	
Yarmouth (I.O.W.) (YMH)	a							1440								1540	
Sway (SWY)	d	1301								1401							
New Milton (NWM)	d	1306			1324					1406			1424				
Hinton Admiral (HNA)	d	1310								1410							
Christchurch (CHR)	d	1316								1416							
Pokesdown (POK)	d	1320								1420							
Bournemouth (BMH)	a	1324		1327	1335					1424		1427	1435				
Bournemouth (BMH)	d	1325			1340					1425			1440				
Branksome (BSM)	d				1345								1445				
Parkstone (Dorset) (PKS)	d				1348								1448				
Poole (POO)	a	1334			1351					1434			1451				
Poole (POO)	d				1352								1452				
Hamworthy (HAM)	d				1357								1457				
Holton Heath (HOL)	d																
Wareham (WRM)	d				1404								1504				
Wool (WOO)	d				1411								1511				
Moreton (Dorset) (MTN)	d				1417								1517				
Dorchester South (DCH)	d				1425								1525				
Dorchester West (DCW)	d															1532	
Upwey (UPW)	d				1432								1532			1540	
Weymouth (WEY)	a				1436								1536			1545	

NOTES (see introductory pages for explanation of train operator codes and standard symbols)

- a Arrival time
- d Departure time
- u Stops to pick up only
- D To Salisbury
- G From Manchester Piccadilly
- H From Swindon

London to Winchester, Fareham, Portsmouth, Southampton, Lymington, Yarmouth (IOW), Bournemouth and Weymouth

Sundays from 21 September

Operator	SW	SW	SW	XC G ◇ ⚓	SW	SW	SW	SW	SW	SW	SW	XC G ◇ ⚓	SW	SW	SW	SW	
Days of operation/Notes 1st Class/Reservations/Bus/Ferry Catering facilities	□	□	□	□	□	□	☰	□	□	□	□	□	□	□	☰	□	□
London Waterloo (WAT) 	16 d	1254			1335					1354			1435				
Clapham Junction (CLJ) 	10 d	1303u			1342u					1403u			1442u				
Woking (WOK)	d	1328			1407					1428			1507				
Farnborough (Main) (FNB)	d																
Fleet (FLE)	d																
Reading (RDG) 	7 d			1352								1452					
Basingstoke (BSK)	d	1347		1411	1427					1447		1511	1527				
Micheldever (MIC)	d	1357								1457							
Winchester (WIN)	d	1407		1427	1444					1507		1527	1544				
Shawford (SHW)	d	1411								1511							
Romsey (ROM)	d								1435								1535
Chandlers Ford (CFR)	d								1442								1542
Eastleigh (ESL) 	3 a	1417							1448	1517							1548
Eastleigh (ESL) 	3 d	1420	1426						1454	1520	1526						1554
Hedge End (HDE)	d		1432								1532						
Botley (BOE)	d		1436								1536						
Fareham (FRM)	a		1444								1544						
Portchester (PTC)	a		1450								1550						
Cosham (CSA)	a		1455								1555						
Hilsea (HLS)	a		1500								1600						
Fratton (FTN)	a		1509								1609						
Portsmouth & Southsea (PMS)	a		1513								1613						
Portsmouth Harbour (PMH) 	a		1520								1620						
Southampton Airport Parkwy (SOA) 	← d	1425		1435	1453				1458	1525		1535	1553				1558
Swaythling (SWG)	d								1500								1600
St Denys (SDN)	d								1503								1603
Southampton Central (SOU)	a	1432		1442	1500				1508	1532		1544	1600				1608
Southampton Central (SOU)	d	1433		1450	1503				1510	1533		1550	1603				1610
Millbrook (Hants) (MBK)	d								1513								1613
Redbridge (RDB)	d								1516a								1616a
Totton (TTN)	d	1439								1539							
Ashurst New Forest (ANF)	d	1443								1543							
Beaulieu Road (BEU)	d	1448								1548							
Brockenhurst (BCU) 	3 a	1454			1516					1554			1616				
Brockenhurst (BCU) 	3 d	1455	1459		1517	1529				1555	1559		1617	1629			
Lymington Town (LYT)	d		1507			1537					1607			1637			
Lymington Pier (LYP)	a		1509			1539					1609			1639			
Lymington Pier (LYP) 	d							1600									1700
Yarmouth (I.O.W.) (YMH) 	a							1640									1740
Sway (SWY)	d	1459								1559							
New Milton (NWM)	d	1504			1524					1604			1624				
Hinton Admiral (HNA)	d	1508								1608							
Christchurch (CHR)	d	1514								1614							
Pokesdown (POK)	d	1518								1618							
Bournemouth (BMH)	a	1522		1525	1535					1622		1625	1635				
Bournemouth (BMH)	d	1523			1540					1623			1640				
Branksome (BSM)	d				1545								1645				
Parkstone (Dorset) (PKS)	d				1548								1648				
Poole (POO) 	4 a	1532			1551					1632			1651				
Poole (POO) 	4 d				1552								1652				
Hamworthy (HAM)	d				1557								1657				
Holton Heath (HOL)	d																
Wareham (WRM)	d				1604								1704				
Wool (WOO)	d				1611								1711				
Moreton (Dorset) (MTN)	d				1617								1717				
Dorchester South (DCH)	d				1625								1725				
Dorchester West (DCW)	d																
Upwey (UPW)	d				1632								1732				
Weymouth (WEY)	a				1636								1736				

NOTES (see introductory pages for explanation of train operator codes and standard symbols)

- a Arrival time
- d Departure time
- u Stops to pick up only
- D To Salisbury
- G From Manchester Piccadilly

London to Winchester, Fareham, Portsmouth, Southampton, Lymington, Yarmouth (IOW), Bournemouth and Weymouth

Sundays from 21 September














Operator	SW	SW	SW	XC G D	SW	SW	SW	SW D	SW	SW	SW	SW	XC G D	SW	SW	SW D	GW C
Days of operation/Notes 1st Class/Reservations/Bus/Ferry Catering facilities	□	□	□	□◇ ⚓	□	□	⚓	□	□	□	□	□	□◇ ⚓	□	□	□	
London Waterloo (WAT)	15 d	1454			1535				1550	1605				1635			
Clapham Junction (CLJ)	10 d	1503u			1542u				1558u	1612u				1642u			
Woking (WOK)	d	1528			1607				1621	1637				1707			
Farnborough (Main) (FNB)	d								1632								
Fleet (FLE)	d																
Reading (RDG)	7 d			1552									1652				
Basingstoke (BSK)	d	1547		1611	1627				1647	1657			1711	1727			
Micheldever (MIC)	d	1558							1657								
Winchester (WIN)	d	1607		1627	1644				1707	1714			1727	1744			
Shawford (SHW)	d	1612							1712								
Romsey (ROM)	d							1635								1735	
Chandlers Ford (CFR)	d							1642								1742	
Eastleigh (ESL)	3 a	1617						1648	1717	1722						1748	
Eastleigh (ESL)	3 d	1621	1626					1654	1726	1723						1754	
Hedge End (HDE)	d		1632														
Botley (BOE)	d		1636														
Fareham (FRM)	a		1644														
Portchester (PTC)	a		1650														
Cosham (CSA)	a		1655														
Hilsea (HLS)	a		1700														
Fratton (FTN)	a		1709														
Portsmouth & Southsea (PMS)	a		1713														
Portsmouth Harbour (PMH)	a		1720														
Southampton Airport Parkwy (SOA)	d	1625		1635	1653			1658		1727			1735	1753		1758	
Swaythling (SWG)	d							1700								1800	
St Denys (SDN)	d							1703								1803	
Southampton Central (SOU)	a	1632		1642	1700			1708		1734			1744	1800		1808	
Southampton Central (SOU)	d	1634		1650	1703			1710		1736			1750	1803		1810	
Millbrook (Hants) (MBK)	d							1713								1813	
Redbridge (RDB)	d							1716a								1816a	
Totton (TTN)	d	1639								1741							
Ashurst New Forest (ANF)	d	1644								1746							
Beaulieu Road (BEU)	d	1648								1750							
Brockenhurst (BCU)	3 a	1654			1716					1756				1816			
Brockenhurst (BCU)	3 d	1655	1659		1717	1729				1757			1759	1817	1829		
Lymington Town (LYT)	d		1707			1737							1807		1837		
Lymington Pier (LYP)	a		1709			1739							1809		1839		
Lymington Pier (LYP)	d						1800										
Yarmouth (I.O.W.) (YMH)	a						1840										
Sway (SWY)	d	1700								1801							
New Milton (NWM)	d	1705			1724					1806				1824			
Hinton Admiral (HNA)	d	1709								1810							
Christchurch (CHR)	d	1715								1816							
Pokesdown (POK)	d	1718								1820							
Bournemouth (BMH)	a	1722		1725	1735					1824			1827	1835			
Bournemouth (BMH)	d	1724			1740					1825				1840			
Branksome (BSM)	d				1745									1845			
Parkstone (Dorset) (PKS)	d				1748									1848			
Poole (POO)	4 a	1733			1751					1834				1851			
Poole (POO)	4 d				1752									1852			
Hamworthy (HAM)	d				1757									1857			
Holton Heath (HOL)	d																
Wareham (WRM)	d				1804									1904			
Wool (WOO)	d				1811									1911			
Moreton (Dorset) (MTN)	d				1819									1917			
Dorchester South (DCH)	d				1827									1925			
Dorchester West (DCW)	d																1952
Upwey (UPW)	d				1834									1932			2000
Weymouth (WEY)	a				1838									1936			2005

NOTES (see introductory pages for explanation of train operator codes and standard symbols)

- a Arrival time
- d Departure time
- u Stops to pick up only
- C From Bristol Temple Meads
- D To Salisbury
- G From Manchester Piccadilly

London to Winchester, Fareham, Portsmouth, Southampton, Lymington, Yarmouth (IOW), Bournemouth and Weymouth

Sundays from 21 September






Operator	SW	SW	SW	SW	XC G ◇ ⚡	SW	SW	SW	SW	SW	SW	SW	SW	XC G ◇ ⚡	SW	SW	SW
Days of operation/Notes 1st Class/Reservations/Bus/Ferry Catering facilities	□	□	□	□	□	□	□	□	□	□	□	□	□	□	□	□	□
London Waterloo (WAT) 	1650 d	1705				1735					1750	1805			1835		
Clapham Junction (CLJ) 	1658u d	1712u				1742u					1758u	1812u			1842u		
Woking (WOK)	d	1721	1737			1807					1821	1837			1907		
Farnborough (Main) (FNB)	d	1732									1832						
Fleet (FLE)	d																
Reading (RDG) 	7 d					1752								1852			
Basingstoke (BSK)	d	1747	1757			1811	1827				1847	1857		1911	1927		
Micheldever (MIC)	d	1757									1857						
Winchester (WIN)	d	1807	1814			1827	1844				1907	1914		1927	1944		
Shawford (SHW)	d	1812									1912						
Romsey (ROM)	d										1835						1935
Chandlers Ford (CFR)	d										1842						1942
Eastleigh (ESL) 	3 a	1817	1822	←							1848	1917	1922	←			1948
Eastleigh (ESL) 	3 d	1826	1823	1826							1854	1926	1923				1954
Hedge End (HDE)	d	←		1832								←					
Botley (BOE)	d			1836													
Fareham (FRM)	a			1844													
Portchester (PTC)	a			1850													
Cosham (CSA)	a			1855													
Hilsea (HLS)	a			1900													
Fratton (FTN)	a			1909													
Portsmouth & Southsea (PMS)	a			1913													
Portsmouth Harbour (PMH) 	a			1920													
Southampton Airport Parkwy (SOA) 	← d		1827			1835	1853				1858		1927		1935	1953	1958
Swaythling (SWG)	d										1900						2000
St Denys (SDN)	d										1903						2003
Southampton Central (SOU)	a		1834			1842	1900				1908	1934		1942	2000		2008
Southampton Central (SOU)	d		1836			1850	1903				1910	1936		1950	2003		2010
Millbrook (Hants) (MBK)	d										1913						2013
Redbridge (RDB)	d										1916a						2016a
Totton (TTN)	d		1841										1941				
Ashurst New Forest (ANF)	d		1846										1946				
Beaulieu Road (BEU)	d		1850										1950				
Brockenhurst (BCU) 	3 a		1856			1903	1916						1956			2016	
Brockenhurst (BCU) 	3 d		1857			1859	1910	1917	1929				1957	1959		2017	2029
Lymington Town (LYT)	d					1907			1937					2007			2037
Lymington Pier (LYP)	a					1909			1939					2009			2039
Lymington Pier (LYP) 	d									2000							
Yarmouth (I.O.W.) (YMH) 	a									2040							
Sway (SWY)	d		1901										2001				
New Milton (NWM)	d		1906				1924						2006			2023	
Hinton Admiral (HNA)	d		1910										2010				
Christchurch (CHR)	d		1916										2016				
Pokesdown (POK)	d		1920										2020				
Bournemouth (BMH)	a		1924			1927	1935						2024		2027	2035	
Bournemouth (BMH)	d		1925										2025				2040
Branksome (BSM)	d																2045
Parkstone (Dorset) (PKS)	d																2048
Poole (POO) 	4 a		1934										2034				2051
Poole (POO) 	4 d																2052
Hamworthy (HAM)	d																2057
Holton Heath (HOL)	d																
Wareham (WRM)	d																2104
Wool (WOO)	d																2111
Moreton (Dorset) (MTN)	d																2117
Dorchester South (DCH)	d																2125
Dorchester West (DCW)	d																
Upwey (UPW)	d																2132
Weymouth (WEY)	a																2136

NOTES (see introductory pages for explanation of train operator codes and standard symbols)

- a Arrival time
- d Departure time
- u Stops to pick up only
- D To Salisbury
- G From Manchester Piccadilly

London to Winchester, Fareham, Portsmouth, Southampton, Lymington, Yarmouth (IOW), Bournemouth and Weymouth

Sundays from 21 September

Operator	SW	SW	SW	SW	XC G 1 ◇ ⌘	SW	SW	SW D	SW	SW	SW	SW	SW	GW C	XC G 1 ◇ ⌘	GW C	SW	SW J
Days of operation/Notes 1st Class/Reservations/Bus/Ferry Catering facilities	1	1	1	1	1	1	1	1	1	1	1	1	1	1	1	1	1	1
London Waterloo (WAT)  15 d	1850	1905				1935			1950	2005							2035	
Clapham Junction (CLJ) 10 d	1858u	1912u				1942u			1958u	2012u							2042u	
Woking (WOK) d	1921	1937				2007			2021	2037							2107	
Farnborough (Main) (FNB) d	1932								2032									
Fleet (FLE) d																		
Reading (RDG) 7 d						1952									2052			
Basingstoke (BSK) d	1947	1957				2011	2027		2047	2057					2111		2127	
Micheldever (MIC) d	1957								2057									
Winchester (WIN) d	2007	2014				2027	2044		2107	2114					2127		2144	
Shawford (SHW) d	2012								2112									
Romsey (ROM) d								2035								2111		2135
Chandlers Ford (CFR) d								2042										2142
Eastleigh (ESL) 3 a	2017	2022	←					2049	2119	2122	←					2138		2148
Eastleigh (ESL) 3 d	2026	2023	2026					2054	2126	2123	2126					2144		2154
Hedge End (HDE) d	←		2032						←		2132					2150		
Botley (BOE) d			2036								2136					2155		
Fareham (FRM) a			2044								2144					2202		
Portchester (PTC) a			2050								2150							
Cosham (CSA) a			2055								2155							
Hilsea (HLS) a			2100								2200							
Fratton (FTN) a			2109								2209					2219		
Portsmouth & Southsea (PMS) a			2113								2213					2223		
Portsmouth Harbour (PMH)  a			2120								2220					2228		
Southampton Airport Parkwy (SOA)  d		2027				2038c	2054		2058		2127				2135		2153	2158
Swaythling (SWG) d									2100									2201
St Denys (SDN) d									2103									2204
Southampton Central (SOU) a		2034				2045	2102		2108		2134				2142		2200	2209
Southampton Central (SOU) d		2036				2050	2103		2110		2136				2150		2203	2210
Millbrook (Hants) (MBK) d									2113									2213
Redbridge (RDB) d									2117a									2217a
Totton (TTN) d		2041									2141							
Ashurst New Forest (ANF) d		2046									2146							
Beaulieu Road (BEU) d		2050									2150							
Brockenhurst (BCU) 3 a		2056					2117				2156							2216
Brockenhurst (BCU) 3 d		2057		2059		2117	2129				2157		2159					2217
Lymington Town (LYT) d				2107			2137						2207					
Lymington Pier (LYP) a				2109			2139						2209					
Lymington Pier (LYP)  d																		
Yarmouth (I.O.W.) (YMH)  a																		
Sway (SWY) d		2101									2201							
New Milton (NWM) d		2106				2124					2206							2224
Hinton Admiral (HNA) d		2110									2210							
Christchurch (CHR) d		2116									2216							
Pokesdown (POK) d		2120									2220							
Bournemouth (BMH) a		2124		2127	2135						2224			2227				2235
Bournemouth (BMH) d		2125			2140						2225							2240
Branksome (BSM) d					2145													2245
Parkstone (Dorset) (PKS) d					2148													2248
Poole (POO) 4 a		2134			2151						2234							2251
Poole (POO) 4 d					2152													2252
Hamworthy (HAM) d					2157													2257
Holton Heath (HOL) d																		
Wareham (WRM) d					2204													2304
Wool (WOO) d					2211													2311
Moreton (Dorset) (MTN) d					2217													2317
Dorchester South (DCH) d					2225													2325
Dorchester West (DCW) d														2255				
Upwey (UPW) d					2232									2303				2332
Weymouth (WEY) a					2236									2308				2336

NOTES (see introductory pages for explanation of train operator codes and standard symbols)

- a Arrival time
- d Departure time
- u Stops to pick up only
- c Arrives 4 minutes earlier
- C From Bristol Temple Meads
- D To Salisbury
- G From Manchester Piccadilly
- J To Romsey

London to Winchester, Fareham, Portsmouth, Southampton, Lymington, Yarmouth (IOW), Bournemouth and Weymouth

Sundays from 21 September

Operator	SW	SW	SW	XC	SW	SW	SW	SW	SW	SW	SW	SW	SW	SW
Days of operation/Notes 1st Class/Reservations/Bus/Ferry Catering facilities	□	□	□	G □◇ ⚓	□	D □	□	□	□	□	□	□	□	MM K □
London Waterloo (WAT)	15 d	2050	2105		2135		2150	2205		2250	2305			0010
Clapham Junction (CLJ)	10 d	2058u	2112u		2142u		2158u	2212u		2258u	2312u			0017u
Woking (WOK)	d	2121	2137		2207		2221	2237		2321	2337			0042
Farnborough (Main) (FNB)	d	2132						2232		2332				
Fleet (FLE)	d													
Reading (RDG)	7 d			2152										
Basingstoke (BSK)	d	2147	2157	2211	2227		2247	2257		2347	2357			0101
Micheldever (MIC)	d	2157					2257			2357				
Winchester (WIN)	d	2207	2214	2227	2244		2307	2314		0007	0014			0118
Shawford (SHW)	d	2212					2312			0012				
Romsey (ROM)	d					2235								
Chandlers Ford (CFR)	d					2242								
Eastleigh (ESL)	3 a	2217	2222	←		2248	2317	2322	←	0017	0022	←		0126
Eastleigh (ESL)	3 d	2226	2223	2226			2254	2326	2323	2326	0030	0023	0030	0127
Hedge End (HDE)	d	←		2232				←		2332	←		0036s	
Botley (BOE)	d			2236						2336			0040s	
Fareham (FRM)	a			2244						2344			0048s	
Portchester (PTC)	a			2250						2350			0054s	
Cosham (CSA)	a			2255						2355			0059s	
Hilsea (HLS)	a			2300						0002				
Fratton (FTN)	a			2308						0007			0106s	
Portsmouth & Southsea (PMS)	a			2312						0010			0110s	
Portsmouth Harbour (PMH)	a			2316						0014			0114	
Southampton Airport Parkwy (SOA)	← d		2227		2235	2253	2258		2327			0028		0132
Swaythling (SWG)	d						2300							
St Denys (SDN)	d						2303					0032s		
Southampton Central (SOU)	a		2234	2242	2300	2308		2334				0037		0139
Southampton Central (SOU)	d		2236		2303	2310		2336				0040		
Millbrook (Hants) (MBK)	d						2312							
Redbridge (RDB)	d						2315a							
Totton (TTN)	d		2241						2341				0045s	
Ashurst New Forest (ANF)	d		2246						2346					
Beaulieu Road (BEU)	d													
Brockenhurst (BCU)	3 a		2254		2316			2354				0056s		
Brockenhurst (BCU)	3 d		2257		2317			2355						
Lymington Town (LYT)	d													
Lymington Pier (LYP)	a													
Lymington Pier (LYP)	d													
Yarmouth (I.O.W.) (YMH)	a													
Sway (SWY)	d		2301					2359						
New Milton (NWM)	d		2306		2324			0004				0104s		
Hinton Admiral (HNA)	d		2310					0009						
Christchurch (CHR)	d		2316					0014				0112s		
Pokesdown (POK)	d		2320					0018				0116s		
Bournemouth (BMH)	a		2324		2335			0022				0120		
Bournemouth (BMH)	d		2325		2340			0023				0121		
Branksome (BSM)	d				2345			0028				0126s		
Parkstone (Dorset) (PKS)	d				2348			0031				0129s		
Poole (POO)	4 a		2334		2351			0035				0133		
Poole (POO)	4 d				2352									
Hamworthy (HAM)	d				2357									
Holton Heath (HOL)	d													
Wareham (WRM)	d				0004									
Wool (WOO)	d				0011									
Moreton (Dorset) (MTN)	d				0017									
Dorchester South (DCH)	d				0025									
Dorchester West (DCW)	d													
Upwey (UPW)	d				0031									
Weymouth (WEY)	a				0036									

NOTES (see introductory pages for explanation of train operator codes and standard symbols)

- a Arrival time
- d Departure time
- s Stops to set down only
- u Stops to pick up only
- D To Salisbury
- G From Manchester Piccadilly
- K Also calls at Wimbledon 0023
- MM Monday mornings

Weymouth, Bournemouth, Yarmouth (IOW), Lymington, Southampton, Portsmouth and Fareham to Winchester and London

Mondays to Fridays until 19 September

Operator	SW	XC	SW	SW	SW	XC	SW	SW	SW	SW	SW	SW	SW	SW	XC	SW	
Days of operation/Notes	1	A	B	1	1	A	C	1	D	C	E	1	1	1	A	1	
1st Class/Reservations/Bus/Ferry	1	1	1	1	1	1	1	1	1	1	1	1	1	1	1	1	
Catering facilities	1	1	1	1	1	1	1	1	1	1	1	1	1	1	1	1	
Weymouth (WEY)	d																
Upwey (UPW)	d																
Dorchester West (DCW)	a																
Dorchester South (DCH)	d																
Moreton (Dorset) (MTN)	d																
Wool (WOO)	d																
Wareham (WRM)	d																
Holton Heath (HOL)	d																
Hamworthy (HAM)	d																
Poole (POO)	4 a																
Poole (POO)	4 d			0500	0523			0540					0555				
Parkstone (Dorset) (PKS)	d			0504	0527			0544					0559				
Branksome (BSM)	d			0507	0530			0547					0602				
Bournemouth (BMH)	a			0512	0535			0553					0607				
Bournemouth (BMH)	d			0515	0537			0555					0611		0630		
Pokesdown (POK)	d			0519	0541								0615				
Christchurch (CHR)	d			0523	0545								0619				
Hinton Admiral (HNA)	d				0550								0624				
New Milton (NWM)	d			0530	0554								0628				
Sway (SWY)	d				0559								0633				
Yarmouth (I.O.W.) (YMH)	d																
Lymington Pier (LYP)	a																
Lymington Pier (LYP)	d												0614				0644
Lymington Town (LYT)	d												0616				0646
Brockenhurst (BCU)	3 a			0536	0604			0610					0625	0638			0655
Brockenhurst (BCU)	3 d			0537				0611						0640			
Beaulieu Road (BEU)	d																
Ashurst New Forest (ANF)	d													0648			
Totton (TTN)	d			0548				0622						0653			
Redbridge (RDB)	d							0612									
Millbrook (Hants) (MBK)	d							0615									
Southampton Central (SOU)	a			0554				0618	0628		←			0658		0703	
Southampton Central (SOU)	d	0452	0515		0555		0615	0635	0630			0635	0644		0700		0715
St Denys (SDN)	d	0457						←				0640	0649				
Swaythling (SWG)	d	0500										0643	0652				
Southampton Airport Parkway (SOA) ←	d	0503	0523		0603		0624		0638			0647	0655		0708		0723
Portsmouth Harbour (PMH)	d			0455					0550								0624
Portsmouth & Southsea (PMS)	d			0500					0555								0628
Fratton (FTN)	d			0504					0559								0632
Hilsea (HLS)	d			0508					0603								0637
Cosham (CSA)	d			0514					0608								0642
Portchester (PTC)	d			0518					0613								0647
Fareham (FRM)	d			0525					0620								0653
Botley (BOE)	d			0533					0629								0703
Hedge End (HDE)	d			0538					0634								0707
Eastleigh (ESL)	3 a	0506		0544	0607				0642	0650	0659						0714
Eastleigh (ESL)	3 d	0507		0545	0608				0643	0651	0659						0715
Chandlers Ford (CFR)	d									0656							
Romsey (ROM)	a									0703							
Shawford (SHW)	d	0513		0551						0649		0705					
Winchester (WIN)	d	0519	0531	0557	0618		0633		0647	0655		0711		0718	0725	0731	
Micheldever (MIC)	d	0527		0606						0703					0733		
Basingstoke (BSK)	a	0538	0546	0619	0635		0650		0703	0715		0727		0734	0743	0747	
Reading (RDG)	7 a		0606				0708										0809
Fleet (FLE)	a	0550		0639								0746					
Farnborough (Main) (FNB)	a	0556		0645								0752				0758	
Woking (WOK)	a	0605		0657	0655					0734		0805				0808	
Clapham Junction (CLJ)	10 a	0625			0715												
London Waterloo (WAT)	15 a	0634		0730	0726				0747	0806		0839		0819	0836		

NOTES (see introductory pages for explanation of train operator codes and standard symbols)

- a Arrival time
- d Departure time
- A To Manchester Piccadilly
- B Also calls at Hook 0630, Winchfield 0634 and Brookwood 0652
- C From Salisbury
- D Also calls at Surbiton 0747
- E Also calls at Hook 0737, Winchfield 0741, Brookwood 0800 and Weybridge 0814

Weymouth, Bournemouth, Yarmouth (IOW), Lymington, Southampton, Portsmouth and Fareham to Winchester and London

Mondays to Fridays until 19 September

Operator	SW	SW	SW	SW	SW	SW	SW	SW	SW	SW	XC	GW	SW	SW	SW	SW	SW	SW
Days of operation/Notes 1st Class/Reservations/Bus/Ferry Catering facilities	□	□	□	C	F	□	□	□	□	□	A □◇ ⌘	G		□	□	□	□	C
Weymouth (WEY)	d	0555							0625			0638					0655	
Upwey (UPW)	d	0559							0629			0643					0659	
Dorchester West (DCW)	a											0651						
Dorchester South (DCH)	d	0607							0637								0707	
Moreton (Dorset) (MTN)	d	0614							0644								0714	
Wool (WOO)	d	0620							0650								0720	
Wareham (WRM)	d	0627							0657								0727	
Holton Heath (HOL)	d	0631															0731	
Hamworthy (HAM)	d	0636							0704								0736	
Poole (POO)	4 a	0640							0708								0740	
Poole (POO)	4 d	0641							0650 0711								0720 0741	
Parkstone (Dorset) (PKS)	d	0645							0654 0715								0724 0745	
Branksome (BSM)	d	0649							0657 0719								0727 0749	
Bournemouth (BMH)	a	0654							0702 0724								0732 0754	
Bournemouth (BMH)	d	0634	0656						0704 0726		0730						0734 0756	
Pokesdown (POK)	d	0638							0708								0738	
Christchurch (CHR)	d	0642							0712								0742	
Hinton Admiral (HNA)	d	0647							0717								0747	
New Milton (NWM)	d	0651							0721								0751	
Sway (SWY)	d	0656							0726								0756	
Yarmouth (I.O.W.) (YMH)	d												0655					
Lymington Pier (LYP)	a												0735					
Lymington Pier (LYP)	d							0714						0744				
Lymington Town (LYT)	d							0716						0746				
Brockenhurst (BCU)	3 a	0701						0725	0731					0755	0801	0810		
Brockenhurst (BCU)	3 d	0702							0733						0802	0811		
Beaulieu Road (BEU)	d														0807			
Ashurst New Forest (ANF)	d	0710							0741						0811			
Totton (TTN)	d	0715							0746						0816			
Redbridge (RDB)	d			0724														0824
Millbrook (Hants) (MBK)	d			0728														0828
Southampton Central (SOU)	a	0720	0725	0732					0752 0756		0802				0822	0826		0832
Southampton Central (SOU)	d	0730		0735	0737				0800		0815				0830			0835
St Denys (SDN)	d			0740	0743													0840
Swaythling (SWG)	d			0743	0746													0843
Southampton Airport Parkway (SOA) ←	d	0738		0746	0750				0809		0823				0838			0846
Portsmouth Harbour (PMH)	d		0650							0725								0755
Portsmouth & Southsea (PMS)	d		0655							0729								0800
Fratton (FTN)	d		0659							0733								0804
Hilsea (HLS)	d		0703							0737								0808
Cosham (CSA)	d		0708							0742								0813
Portchester (PTC)	d		0713							0747								0818
Fareham (FRM)	d		0720							0753								0824
Botley (BOE)	d		0728							0800								0831
Hedge End (HDE)	d		0733							0805								0836
Eastleigh (ESL)	3 a		0739	0749	0753					0811								0842 0850
Eastleigh (ESL)	3 d		0743	0750	0755					0813								0843 0850
Chandlers Ford (CFR)	d			0755														0855
Romsey (ROM)	a			0803														0903
Shawford (SHW)	d		0749		0801					0819								0850
Winchester (WIN)	d	0748	0755		0807				0818	0824a	0831				0848			0856
Micheldever (MIC)	d		0803															0904
Basingstoke (BSK)	a		0813		0823				0834		0846							0914
Reading (RDG)	7 a										0911							
Fleet (FLE)	a		0825		0841													0926
Farnborough (Main) (FNB)	a		0831		0847													0932
Woking (WOK)	a		0840		0902				0854						0922			0942
Clapham Junction (CLJ)	10 a								0914						0942			1002
London Waterloo (WAT)	15 a	0848	0908		0936				0925						0953			1011

NOTES (see introductory pages for explanation of train operator codes and standard symbols)

- a Arrival time
- d Departure time
- A To Manchester Piccadilly
- C From Salisbury
- F Also calls at Hook 0831, Winchfield 0836, Brookwood 0856 and Surbiton 0916
- G To Gloucester

Weymouth, Bournemouth, Yarmouth (IOW), Lymington, Southampton, Portsmouth and Fareham to Winchester and London

Mondays to Fridays until 19 September

Operator	SW	SW	SW	SW	SW	XC A	GW G	SW	SW	SW	SW	SW	SW C	SW	SW	SW	SW
Days of operation/Notes 1st Class/Reservations/Bus/Ferry Catering facilities	□	□	□	□	□	□◇ ⚓	□	☪	□	□	□	□	□	□	□	□	□
Weymouth (WEY)	d				0724		0733				0755						0820
Upwey (UPW)	d				0728		0738				0759						0824
Dorchester West (DCW)	a						0746										
Dorchester South (DCH)	d				0736						0807						0833
Moreton (Dorset) (MTN)	d				0743						0814						0839
Wool (WOO)	d				0749						0820						0845
Wareham (WRM)	d				0756						0827						0853
Holton Heath (HOL)	d				0759						0830						0856
Hamworthy (HAM)	d				0804						0835						0901
Poole (POO)	4 a				0809						0840						0906
Poole (POO)	4 d			0804	0810						0841			0853		0858	0907
Parkstone (Dorset) (PKS)	d			0808	0814						0845					0902	
Branksome (BSM)	d			0811	0817						0848					0906	
Bournemouth (BMH)	a			0816	0822						0854			0902		0911	0917
Bournemouth (BMH)	d		0802	0818	0824	0840					0856			0905		0922	
Pokesdown (POK)	d		0806	0821	0827									0909		0926	
Christchurch (CHR)	d		0810	0825	0831									0913		0930	
Hinton Admiral (HNA)	d		0815		0836									0918			
New Milton (NWM)	d		0819	0832	0841									0922		0937	
Sway (SWY)	d		0824		0845									0927			
Yarmouth (I.O.W.) (YMH)	d						0755										
Lymington Pier (LYP)	a						0835										
Lymington Pier (LYP)	d	0814								0855						0927	
Lymington Town (LYT)	d	0816								0857						0929	
Brockenhurst (BCU)	3 a	0825	0829	0839	0850					0906	0910			0932	0937	0943	
Brockenhurst (BCU)	3 d		0830	0840	0851						0911			0933		0944	
Beaulieu Road (BEU)	d		0835														
Ashurst New Forest (ANF)	d		0839		0858						0903			0942			
Totton (TTN)	d		0844		0903									0947			
Redbridge (RDB)	d												0925				
Millbrook (Hants) (MBK)	d												0929				
Southampton Central (SOU)	a		0852	0854		0913					0917	0926	0932	0953		0958	
Southampton Central (SOU)	d		0854	0900		0915					0930		0935	0955		1000	
St Denys (SDN)	d		0859										0940				
Swaythling (SWG)	d		0902										0943				
Southampton Airport Parkway (SOA)	← a		0905	0909		0923					0938		0946	1003		1008	
Portsmouth Harbour (PMH)	d												0855				
Portsmouth & Southsea (PMS)	d												0900				
Fratton (FTN)	d												0904				
Hilsea (HLS)	d												0908				
Cosham (CSA)	d												0913				
Portchester (PTC)	d												0918				
Fareham (FRM)	d												0924				
Botley (BOE)	d												0931				
Hedge End (HDE)	d												0936				
Eastleigh (ESL)	3 a		0911		0914								0942	0950	1006		
Eastleigh (ESL)	3 d		0914		0914								0944	0950	1014		
Chandlers Ford (CFR)	d												0955				
Romsey (ROM)	a												1003				
Shawford (SHW)	d				0920												
Winchester (WIN)	d			0919	0925a	0933					0948	0954				1018	
Micheldever (MIC)	d											1002					
Basingstoke (BSK)	a			0935		0948						1012				1034	
Reading (RDG)	7 a					1010											
Fleet (FLE)	a											1024					
Farnborough (Main) (FNB)	a											1029					
Woking (WOK)	a			0954							1020	1039					
Clapham Junction (CLJ)	10 a			1015												1111	
London Waterloo (WAT)	← 15 a			1026							1049	1104				1120	

NOTES (see introductory pages for explanation of train operator codes and standard symbols)

- a Arrival time
- d Departure time
- A To Manchester Piccadilly
- C From Salisbury
- G To Gloucester

Weymouth, Bournemouth, Yarmouth (IOW), Lymington, Southampton, Portsmouth and Fareham to Winchester and London

Mondays to Fridays until 19 September

Operator	SW	XC A A	SW A	SW	SW	SW	SW C	SW	SW	SW	SW	SW	SW	GW G	XC A A	SW A	SW	SW
Days of operation/Notes 1st Class/Reservations/Bus/Ferry Catering facilities	□	□◇ A	⚓	□	□	□	□	□	□	□	□	□	□	□	□◇ A	⚓	□	□
Weymouth (WEY)	d				0903								0920		0932			1003
Upwey (UPW)	d												0924		0937			
Dorchester West (DCW)	a													0945				
Dorchester South (DCH)	d				0913								0933					1013
Moreton (Dorset) (MTN)	d												0939					
Wool (WOO)	d												0945					
Wareham (WRM)	d				0929								0953					1029
Holton Heath (HOL)	d												0956					
Hamworthy (HAM)	d				0935								1001					1035
Poole (POO)	4 a				0940								1006					1040
Poole (POO)	4 d				0941								0958 1007					1041
Parkstone (Dorset) (PKS)	d				0945								1002					1045
Branksome (BSM)	d				0948								1006					1048
Bournemouth (BMH)	a				0954								1011 1017					1054
Bournemouth (BMH)	d		0945		0959			1002					1022		1045			1059
Pokesdown (POK)	d							1006					1026					
Christchurch (CHR)	d							1010					1030					
Hinton Admiral (HNA)	d							1015										
New Milton (NWM)	d							1019					1037					
Sway (SWY)	d							1024										
Yarmouth (I.O.W.) (YMH)	⚓ d		0905													1005		
Lymington Pier (LYP)	⚓ a		0945													1045		
Lymington Pier (LYP)	d				0957							1027					1057	
Lymington Town (LYT)	d				0959							1029					1059	
Brockenhurst (BCU)	3 a		0959		1008	1013					1029	1038	1043				1108	1113
Brockenhurst (BCU)	3 d		1000			1014						1030				1044		1114
Beaulieu Road (BEU)	d											1035						
Ashurst New Forest (ANF)	d											1039						
Totton (TTN)	d											1044						
Redbridge (RDB)	d							1027										
Millbrook (Hants) (MBK)	d							1031										
Southampton Central (SOU)	a		1013			1028		1034	1053				1058		1111			1128
Southampton Central (SOU)	d		1015			1030		1036	1055				1100		1115			1130
St Denys (SDN)	d							1041										
Swaythling (SWG)	d							1044										
Southampton Airport Parkway (SOA) ←	d		1023			1038		1047	1103				1108		1123			1138
Portsmouth Harbour (PMH)	⚓ d					0955												
Portsmouth & Southsea (PMS)	d					1000												
Fratton (FTN)	d					1004												
Hilsea (HLS)	d					1008												
Cosham (CSA)	d					1013												
Portchester (PTC)	d					1018												
Fareham (FRM)	d					1024												
Botley (BOE)	d					1031												
Hedge End (HDE)	d					1036												
Eastleigh (ESL)	3 a	←				1042	1050	1106						←				
Eastleigh (ESL)	3 d	1014				1043	1051	1114						1114				
Chandlers Ford (CFR)	d							1056	←									
Romsey (ROM)	a							1103										
Shawford (SHW)	d	1019												1119				
Winchester (WIN)	d	1025a	1032		1048	1052							1118	1124a	1132			1148
Micheldever (MIC)	d					1101												
Basingstoke (BSK)	a		1047			1111							1134		1147			
Reading (RDG)	7 a		1108												1206			
Fleet (FLE)	a					1122												
Farnborough (Main) (FNB)	a					1128												
Woking (WOK)	a				1120	1137												1220
Clapham Junction (CLJ)	10 a												1211					
London Waterloo (WAT)	← 15 a				1147	1206							1220					1249

NOTES (see introductory pages for explanation of train operator codes and standard symbols)

- a Arrival time
- d Departure time
- A To Manchester Piccadilly
- C From Salisbury
- G To Gloucester

Weymouth, Bournemouth, Yarmouth (IOW), Lymington, Southampton, Portsmouth and Fareham to Winchester and London

Mondays to Fridays until 19 September

Operator	SW	SW	SW	SW	SW	SW	SW	XC	SW	SW	SW	SW	SW	SW	SW	SW	SW
Days of operation/Notes	1	C	1	1	1	1	1	A	1	1	1	1	C	1	1	1	1
1st Class/Reservations/Bus/Ferry	1	1	1	1	1	1	1	1	1	1	1	1	1	1	1	1	1
Catering facilities	1	1	1	1	1	1	1	1	1	1	1	1	1	1	1	1	1
Weymouth (WEY)	d					1020											1120
Upwey (UPW)	d					1024											1124
Dorchester West (DCW)	a																
Dorchester South (DCH)	d					1033											1133
Moreton (Dorset) (MTN)	d					1039											1139
Wool (WOO)	d					1045											1145
Wareham (WRM)	d					1053											1153
Holton Heath (HOL)	d					1056											1156
Hamworthy (HAM)	d					1101											1201
Poole (POO)	4 a					1106											1206
Poole (POO)	4 d					1058	1107										1158 1207
Parkstone (Dorset) (PKS)	d					1102											1202
Branksome (BSM)	d					1106											1206
Bournemouth (BMH)	a					1111	1117										1211 1217
Bournemouth (BMH)	d					1102											1202
Pokesdown (POK)	d					1106											1206
Christchurch (CHR)	d					1110											1210
Hinton Admiral (HNA)	d					1115											1215
New Milton (NWM)	d					1119											1219
Sway (SWY)	d					1124											1224
Yarmouth (I.O.W.) (YMH)	d																
Lymington Pier (LYP)	a																
Lymington Pier (LYP)	d					1127											1227
Lymington Town (LYT)	d					1129											1229
Brockenhurst (BCU)	3 a					1129	1138										1238
Brockenhurst (BCU)	3 d					1130											1230
Beaulieu Road (BEU)	d																1235
Ashurst New Forest (ANF)	d					1139											1239
Totton (TTN)	d					1144											1244
Redbridge (RDB)	d					1127											1227
Millbrook (Hants) (MBK)	d					1131											1231
Southampton Central (SOU)	a					1134	1150										1250
Southampton Central (SOU)	d					1136	1155										1300
St Denys (SDN)	d					1141											1241
Swaythling (SWG)	d					1144											1244
Southampton Airport Parkway (SOA)	4 d					1147	1203										1303
Portsmouth Harbour (PMH)	d	1055															1155
Portsmouth & Southsea (PMS)	d	1100															1200
Fratton (FTN)	d	1104															1204
Hilsea (HLS)	d	1108															1208
Cosham (CSA)	d	1113															1213
Portchester (PTC)	d	1118															1218
Fareham (FRM)	d	1124															1224
Botley (BOE)	d	1131															1232
Hedge End (HDE)	d	1136															1236
Eastleigh (ESL)	3 a	1142	1150	1206													1247
Eastleigh (ESL)	3 d	1145	1151	1214													1248
Chandlers Ford (CFR)	d																1256
Romsey (ROM)	a					1203											1303
Shawford (SHW)	d																
Winchester (WIN)	d	1155															1318
Micheldever (MIC)	d	1203															1306
Basingstoke (BSK)	a	1213															1316
Reading (RDG)	7 a																1306
Fleet (FLE)	a	1225															1327
Farnborough (Main) (FNB)	a	1230															1333
Woking (WOK)	a	1240															1343
Clapham Junction (CLJ)	10 a																1412
London Waterloo (WAT)	15 a	1305															1421

NOTES (see introductory pages for explanation of train operator codes and standard symbols)

- a Arrival time
- d Departure time
- A To Manchester Piccadilly
- C From Salisbury

Weymouth, Bournemouth, Yarmouth (IOW), Lymington, Southampton, Portsmouth and Fareham to Winchester and London

Mondays to Fridays until 19 September

Operator	SW	GW	XC	SW	SW	SW	SW	SN	SW	SW	SW	SW	SW	SW	XC	SW	SW
Days of operation/Notes 1st Class/Reservations/Bus/Ferry Catering facilities	□	G	A □◇ ⌘	⚓	□	□	□	H □	C □	□	□	□	□	□	A □◇ ⌘	⚓	□
Weymouth (WEY)	d	1130				1203								1220			
Upwey (UPW)	d	1135												1224			
Dorchester West (DCW)	a	1143															
Dorchester South (DCH)	d					1213								1233			
Moreton (Dorset) (MTN)	d													1239			
Wool (WOO)	d													1245			
Wareham (WRM)	d					1229								1253			
Holton Heath (HOL)	d													1256			
Hamworthy (HAM)	d					1235								1301			
Poole (POO)	4 a					1240								1306			
Poole (POO)	4 d					1241								1258 1307			
Parkstone (Dorset) (PKS)	d					1245								1302			
Branksome (BSM)	d					1248								1306			
Bournemouth (BMH)	a					1254								1311 1317			
Bournemouth (BMH)	d		1245			1259				1302			1322		1345		
Pokesdown (POK)	d									1306			1326				
Christchurch (CHR)	d									1310			1330				
Hinton Admiral (HNA)	d									1315							
New Milton (NWM)	d									1319			1337				
Sway (SWY)	d									1324							
Yarmouth (I.O.W.) (YMH)	⚓ d			1205												1305	
Lymington Pier (LYP)	⚓ a			1245												1345	
Lymington Pier (LYP)	d				1257							1327					1357
Lymington Town (LYT)	d				1259							1329					1359
Brockenhurst (BCU)	3 a				1308	1313					1329	1338	1343				1408
Brockenhurst (BCU)	3 d					1314					1330		1344				
Beaulieu Road (BEU)	d																
Ashurst New Forest (ANF)	d										1339						
Totton (TTN)	d										1344						
Redbridge (RDB)	d								1327								
Millbrook (Hants) (MBK)	d								1331								
Southampton Central (SOU)	a		1311			1328			1334	1350			1358		1411		
Southampton Central (SOU)	d		1315			1330			1336	1355			1400		1415		
St Denys (SDN)	d								1341								
Swaythling (SWG)	d								1344								
Southampton Airport Parkway (SOA) ←			1323			1338			1347	1403			1408		1423		
Portsmouth Harbour (PMH)	⚓ d						1255										
Portsmouth & Southsea (PMS)	d						1300										
Fratton (FTN)	d						1304										
Hilsea (HLS)	d						1308										
Cosham (CSA)	d						1313	1326									
Portchester (PTC)	d						1318	1330									
Fareham (FRM)	d						1324	1335									
Botley (BOE)	d						1331										
Hedge End (HDE)	d						1336										
Eastleigh (ESL)	3 a	←					1342	1348	1350	1406				←			
Eastleigh (ESL)	3 d	1314					1343		1351	1414				1414			
Chandlers Ford (CFR)	d								1356	←							
Romsey (ROM)	a								1403								
Shawford (SHW)	d	1319													1419		
Winchester (WIN)	d	1324a	1332			1348	1352						1418	1424a	1431		
Micheldever (MIC)	d						1401										
Basingstoke (BSK)	a		1349				1412						1434		1446		
Reading (RDG)	7 a		1407												1506		
Fleet (FLE)	a						1424										
Farnborough (Main) (FNB)	a						1429										
Woking (WOK)	a					1421	1439										
Clapham Junction (CLJ)	10 a												1511				
London Waterloo (WAT)	⊖ 15 a					1449	1504						1520				

NOTES (see introductory pages for explanation of train operator codes and standard symbols)

- a Arrival time
- d Departure time
- A To Manchester Piccadilly
- C From Salisbury
- G To Gloucester
- H From Brighton

Weymouth, Bournemouth, Yarmouth (IOW), Lymington, Southampton, Portsmouth and Fareham to Winchester and London

Mondays to Fridays until 19 September

Operator	SW	SW	SW	SN	SW	SW	SW	SW	SW	XC	GW	SW	SW	SW	SW	SW	SW
Days of operation/Notes	1	1	C	J	1	1	1	1	1	A	G		1	1	1	C	1
1st Class/Reservations/Bus/Ferry	1	1	1	1	1	1	1	1	1		1		1	1	1	1	1
Catering facilities	1	1	1	1	1	1	1	1	1		1		1	1	1	1	1
Weymouth (WEY)	d	1303							1320					1403			
Upwey (UPW)	d								1324								
Dorchester West (DCW)	a											1341					
Dorchester South (DCH)	d	1313							1333					1413			
Moreton (Dorset) (MTN)	d								1339								
Wool (WOO)	d								1345								
Wareham (WRM)	d	1329							1353					1429			
Holton Heath (HOL)	d								1356								
Hamworthy (HAM)	d	1335							1401					1435			
Poole (POO)	4 a	1340							1406					1440			
Poole (POO)	4 d	1341							1358 1407					1441			
Parkstone (Dorset) (PKS)	d	1345							1402					1445			
Branksome (BSM)	d	1348							1406					1448			
Bournemouth (BMH)	a	1354							1411 1417					1454			
Bournemouth (BMH)	d	1359				1402			1422		1445			1459			1502
Pokesdown (POK)	d					1406			1426								1506
Christchurch (CHR)	d					1410			1430								1510
Hinton Admiral (HNA)	d					1415											1515
New Milton (NWM)	d					1419			1437								1519
Sway (SWY)	d					1424											1524
Yarmouth (I.O.W.) (YMH)	d											1405					
Lymington Pier (LYP)	a											1445					
Lymington Pier (LYP)	d							1427					1457				
Lymington Town (LYT)	d							1429					1459				
Brockenhurst (BCU)	3 a	1413				1429	1438		1443				1508	1513			1529
Brockenhurst (BCU)	3 d	1414				1430			1444					1514			1530
Beaulieu Road (BEU)	d					1435											
Ashurst New Forest (ANF)	d					1439											1539
Totton (TTN)	d					1444											1544
Redbridge (RDB)	d							1427									1527
Millbrook (Hants) (MBK)	d					1431											1531
Southampton Central (SOU)	a	1428		1434		1452			1459		1513			1528		1534	1552
Southampton Central (SOU)	d	1430		1435	1445	1457			1500		1515			1530		1536	1555
St Denys (SDN)	d			1440													1541
Swaythling (SWG)	d			1443													1544
Southampton Airport Parkway (SOA)	d	1438		1446	1453	1505			1508		1523			1538		1547	1603
Portsmouth Harbour (PMH)	d		1355														1455
Portsmouth & Southsea (PMS)	d		1400														1500
Fratton (FTN)	d		1404														1504
Hilsea (HLS)	d		1408														1508
Cosham (CSA)	d		1413														1513
Portchester (PTC)	d		1418														1518
Fareham (FRM)	d		1424														1524
Botley (BOE)	d		1431														1531
Hedge End (HDE)	d		1436														1536
Eastleigh (ESL)	3 a		1442	1450	1456	1508										1542	1550 1607
Eastleigh (ESL)	3 d		1443	1450		1514				1514						1543	1551 1614
Chandlers Ford (CFR)	d			1455													1556
Romsey (ROM)	a			1503													1603
Shawford (SHW)	d										1519						
Winchester (WIN)	d	1448	1452						1518	1524a	1531			1548	1552		
Micheldever (MIC)	d		1501												1601		
Basingstoke (BSK)	a		1511						1534		1546				1611		
Reading (RDG)	7 a										1609						
Fleet (FLE)	a		1523														1623
Farnborough (Main) (FNB)	a		1528														1628
Woking (WOK)	a	1520	1538											1620	1638		
Clapham Junction (CLJ)	10 a								1611								
London Waterloo (WAT)	15 a	1549	1604						1620					1649	1704		

NOTES (see introductory pages for explanation of train operator codes and standard symbols)

- a Arrival time
- d Departure time
- A To Manchester Piccadilly
- C From Salisbury
- G To Gloucester
- J To Brighton

Weymouth, Bournemouth, Yarmouth (IOW), Lymington, Southampton, Portsmouth and Fareham to Winchester and London

Mondays to Fridays until 19 September

Operator	SW	SW	SW	SW	XC A	SW	SW	SW	SW	SW	SW	SW	SW	SW	SW	SW	GW	XC A
Days of operation/Notes 1st Class/Reservations/Bus/Ferry Catering facilities	□	□	□	□	□◇ ⚓	⚓	□	□	□	□	□	□	□	□	□	□	G	□◇ ⚓
Weymouth (WEY)	d		1420					1503						1520				1528
Upwey (UPW)	d		1424											1524				1533
Dorchester West (DCW)	a																	1541
Dorchester South (DCH)	d		1433					1513						1533				
Moreton (Dorset) (MTN)	d		1439											1539				
Wool (WOO)	d		1445											1545				
Wareham (WRM)	d		1453					1529						1553				
Holton Heath (HOL)	d		1456											1556				
Hamworthy (HAM)	d		1501					1535						1601				
Poole (POO)	4 a		1506					1540						1606				
Poole (POO)	4 d		1458 1507					1541						1558 1607				
Parkstone (Dorset) (PKS)	d		1502					1545						1602				
Branksome (BSM)	d		1506					1548						1606				
Bournemouth (BMH)	a		1511 1517					1554						1611 1617				
Bournemouth (BMH)	d		1522		1545			1559				1602		1622				1645
Pokesdown (POK)	d		1526									1606		1626				
Christchurch (CHR)	d		1530									1610		1630				
Hinton Admiral (HNA)	d											1615						
New Milton (NWM)	d		1537									1619		1637				
Sway (SWY)	d											1624						
Yarmouth (I.O.W.) (YMH)	d					1505												
Lymington Pier (LYP)	a					1545												
Lymington Pier (LYP)	d	1527												1627				
Lymington Town (LYT)	d	1529						1557						1629				
Lymington Town (LYT)	a	1538	1543					1559						1638	1643			
Brockenhurst (BCU)	3 a		1544					1608	1613				1629	1638	1643			
Brockenhurst (BCU)	3 d								1614				1630		1644			
Beaulieu Road (BEU)	d												1635					
Ashurst New Forest (ANF)	d												1639					
Totton (TTN)	d												1644					
Redbridge (RDB)	d											1627						
Millbrook (Hants) (MBK)	d											1631						
Southampton Central (SOU)	a		1558		1613			1628				1634	1650		1658			1711
Southampton Central (SOU)	d		1600		1615			1630				1636	1652		1700			1715
St Denys (SDN)	d											1641	1657					
Swaythling (SWG)	d											1644	1700					
Southampton Airport Parkway (SOA)	← a		1608		1623			1638				1647	1704		1708			1723
Portsmouth Harbour (PMH)	d										1555							
Portsmouth & Southsea (PMS)	d										1600							
Fratton (FTN)	d										1604							
Hilsea (HLS)	d										1608							
Cosham (CSA)	d										1613							
Portchester (PTC)	d										1618							
Fareham (FRM)	d										1624							
Botley (BOE)	d										1631							
Hedge End (HDE)	d										1636							
Eastleigh (ESL)	3 a			←							1642	1650	1707			←		
Eastleigh (ESL)	3 d			1614							1643	1651	1712			1712		
Chandlers Ford (CFR)	d											1656						
Romsey (ROM)	a											1703	→					
Shawford (SHW)	d			1619													1717	
Winchester (WIN)	d		1618	1624a	1632			1648	1652					1718	1723			1731
Micheldever (MIC)	d										1701							
Basingstoke (BSK)	a		1634		1647						1711			1734	1739			1746
Reading (RDG)	7 a				1705													1807
Fleet (FLE)	a										1722							
Farnborough (Main) (FNB)	a										1728							
Woking (WOK)	a							1720	1737									
Clapham Junction (CLJ)	10 a		1711											1811				
London Waterloo (WAT)	← 15 a		1720					1749	1806					1820				

NOTES (see introductory pages for explanation of train operator codes and standard symbols)

- a Arrival time
- d Departure time
- A To Manchester Piccadilly
- C From Salisbury
- G To Gloucester

Weymouth, Bournemouth, Yarmouth (IOW), Lymington, Southampton, Portsmouth and Fareham to Winchester and London

Mondays to Fridays until 19 September

Operator	SW	SW	SW	SW	SW	SW	SW	SW	SW	SW	SW	SW	SW	XC	SW	SW	SW	SW
Days of operation/Notes 1st Class/Reservations/Bus/Ferry Catering facilities	⏰	MFO 🚢	⏰	⏰	⏰	⏰	SW C	⏰	⏰	⏰	⏰	⏰	⏰	⏰ A ⏰ ⏰	🚢	⏰	⏰	⏰
Weymouth (WEY)	d			1603								1620						1703
Upwey (UPW)	d											1624						
Dorchester West (DCW)	a																	
Dorchester South (DCH)	d			1613								1633						1713
Moreton (Dorset) (MTN)	d											1639						
Wool (WOO)	d											1645						
Wareham (WRM)	d			1629								1653						1729
Holton Heath (HOL)	d											1656						
Hamworthy (HAM)	d			1635								1701						1735
Poole (POO)	4 a			1640								1706						1740
Poole (POO)	4 d			1641								1658 1707						1741
Parkstone (Dorset) (PKS)	d			1645								1702						1745
Branksome (BSM)	d			1648								1706						1748
Bournemouth (BMH)	a			1654								1711 1717						1755
Bournemouth (BMH)	d			1659				1702				1722		1745				1759
Pokesdown (POK)	d							1706				1726						
Christchurch (CHR)	d							1710				1730						
Hinton Admiral (HNA)	d							1715										
New Milton (NWM)	d							1719				1737						
Sway (SWY)	d							1724										
Yarmouth (I.O.W.) (YMH)	🚢 d		1605													1705		
Lymington Pier (LYP)	🚢 a		1645													1745		
Lymington Pier (LYP)	d			1659						1729							1759	
Lymington Town (LYT)	d			1701						1731							1801	
Brockenhurst (BCU)	3 a			1709	1713				1729	1739		1743					1809	1813
Brockenhurst (BCU)	3 d				1714				1730			1744						1814
Beaulieu Road (BEU)	d																	
Ashurst New Forest (ANF)	d								1739									
Totton (TTN)	d								1744									
Redbridge (RDB)	d							1727										
Millbrook (Hants) (MBK)	d							1731										
Southampton Central (SOU)	a			1728				1734	1750			1758		1813				1828
Southampton Central (SOU)	d	1724			1730			1736	1752			1800		1815				1830
St Denys (SDN)	d							1741	1757									
Swaythling (SWG)	d							1744	1800									
Southampton Airport Parkway (SOA) ←	d	1732			1738			1747	1804			1808		1823				1838
Portsmouth Harbour (PMH)	🚢 d				1655													1755
Portsmouth & Southsea (PMS)	d				1700													1800
Fratton (FTN)	d				1704													1804
Hilsea (HLS)	d				1708													1808
Cosham (CSA)	d				1713													1813
Portchester (PTC)	d				1718													1818
Fareham (FRM)	d				1724													1824
Botley (BOE)	d				1731													1831
Hedge End (HDE)	d				1736													1836
Eastleigh (ESL)	3 a	1735			1742	←	1750	1807					←					1842
Eastleigh (ESL)	3 d	1745			1743	1745	1751	1812					1812					1843
Chandlers Ford (CFR)	d	←						1756	←									
Romsey (ROM)	a							1803										
Shawford (SHW)	d						1751							1817				
Winchester (WIN)	d			1748	1752	1757						1818	1823	1832			1848	1852
Micheldever (MIC)	d				1801													1901
Basingstoke (BSK)	a				1811	1814						1834	1839	1847				1911
Reading (RDG)	7 a													1907				
Fleet (FLE)	a					1823												1922
Farnborough (Main) (FNB)	a					1828												1928
Woking (WOK)	a			1820	1838												1924	1938
Clapham Junction (CLJ)	10 a											1911						
London Waterloo (WAT)	← 15 a			1849	1904							1920					1951	2004

NOTES (see introductory pages for explanation of train operator codes and standard symbols)

- a Arrival time
- d Departure time
- A To Manchester Piccadilly
- C From Salisbury
- MFO** Mondays and Fridays only

Weymouth, Bournemouth, Yarmouth (IOW), Lymington, Southampton, Portsmouth and Fareham to Winchester and London

Mondays to Fridays until 19 September

Operator	SW	SW	SW	SW	SW	SW	GW	XC	SW	SW	SW	SW	SW	SW	SW	SW	SW
Days of operation/Notes 1st Class/Reservations/Bus/Ferry Catering facilities	C	□	□	□	□	□	K	A □◇ ⌘	□	□	C	MFO	□	□	□	□	□
Weymouth (WEY)	d				1720		1728		1803								1820
Upwey (UPW)	d				1724		1733										1824
Dorchester West (DCW)	a						1741										
Dorchester South (DCH)	d				1733				1813								1833
Moreton (Dorset) (MTN)	d				1739												1839
Wool (WOO)	d				1745												1845
Wareham (WRM)	d				1753				1829								1853
Holton Heath (HOL)	d				1756												1856
Hamworthy (HAM)	d				1801				1835								1901
Poole (POO)	4 a				1806				1840								1906
Poole (POO)	4 d				1758	1807			1841								1858 1907
Parkstone (Dorset) (PKS)	d				1802				1845								1902
Branksome (BSM)	d				1806				1848								1906
Bournemouth (BMH)	a				1811	1817			1854								1911 1917
Bournemouth (BMH)	d		1802		1822			1845	1859						1902		1922
Pokesdown (POK)	d		1806		1826										1906		1926
Christchurch (CHR)	d		1810		1830										1910		1930
Hinton Admiral (HNA)	d		1815												1915		
New Milton (NWM)	d		1819		1837										1919		1937
Sway (SWY)	d		1824												1924		
Yarmouth (I.O.W.) (YMH)	d											1805					
Lymington Pier (LYP)	a											1845					
Lymington Pier (LYP)	d			1829									1903				
Lymington Town (LYT)	d			1831									1905				
Brockenhurst (BCU)	3 a		1829	1839	1843			1859	1913				1914	1929		1943	
Brockenhurst (BCU)	3 d		1830		1844			1900	1914					1930		1944	
Beaulieu Road (BEU)	d		1835														
Ashurst New Forest (ANF)	d		1839												1939		
Totton (TTN)	d		1844												1944		
Redbridge (RDB)	d	1827									1927						
Millbrook (Hants) (MBK)	d	1831									1931						
Southampton Central (SOU)	a	1834	1853		1858			1913	1928		1934			1952		1958	
Southampton Central (SOU)	d	1836	1857		1900			1915	1930		1936			1955		2000	
St Denys (SDN)	d	1841									1941						
Swaythling (SWG)	d	1844									1944						
Southampton Airport Parkway (SOA)	d	1847	1905		1908			1923	1938		1947			2003		2008	
Portsmouth Harbour (PMH)	d										1855						
Portsmouth & Southsea (PMS)	d										1900						
Fratton (FTN)	d										1904						
Hilsea (HLS)	d										1908						
Cosham (CSA)	d										1913						
Portchester (PTC)	d										1918						
Fareham (FRM)	d										1924						
Botley (BOE)	d										1931						
Hedge End (HDE)	d										1936						
Eastleigh (ESL)	3 a	1850	1908								1942	1950			2006		
Eastleigh (ESL)	3 d	1851	1912			1912					1943	1951			2011		2011
Chandlers Ford (CFR)	d	1856										1956					
Romsey (ROM)	a	1903										2003					
Shawford (SHW)	d					1917											2016
Winchester (WIN)	d				1918	1923		1931	1948	1952					2018		2021a
Micheldever (MIC)	d									2001							
Basingstoke (BSK)	a				1934	1939		1946		2011					2034		
Reading (RDG)	7 a							2009									
Fleet (FLE)	a										2022						
Farnborough (Main) (FNB)	a										2028						
Woking (WOK)	a								2019	2038					2053		
Clapham Junction (CLJ)	10 a				2010										2116		
London Waterloo (WAT)	15 a				2019				2049	2105					2129		

NOTES (see introductory pages for explanation of train operator codes and standard symbols)

- a Arrival time
- d Departure time
- A To Manchester Piccadilly
- C From Salisbury
- K To Bristol Temple Meads
- MFO Mondays and Fridays only

Weymouth, Bournemouth, Yarmouth (IOW), Lymington, Southampton, Portsmouth and Fareham to Winchester and London

Mondays to Fridays until 19 September

Operator	XC L	SW □	SW □	SW M □	SW C □	SW □	SW □	SW □	SW □	SW □	SW □	SW □	SW □	SW N □	SW C □	GW K	SW MFO □	SW □
Days of operation/Notes 1st Class/Reservations/Bus/Ferry	□	□	□	□	□	□	□	□	□	□	□	□	□	□	□	□	□	□
Weymouth (WEY)	d		1903									1920			1959			
Upwey (UPW)	d											1924						
Dorchester West (DCW)	a																	
Dorchester South (DCH)	d		1913									1937e			2011c			
Moreton (Dorset) (MTN)	d											1943						
Wool (WOO)	d											1949						
Wareham (WRM)	d		1929									1957			2029c			
Holton Heath (HOL)	d																	
Hamworthy (HAM)	d		1935									2003			2035			
Poole (POO)	4 a		1940									2008			2040			
Poole (POO)	4 d		1941							1950	2009				2041			
Parkstone (Dorset) (PKS)	d		1945							1954					2045			
Branksome (BSM)	d		1948							1957					2048			
Bournemouth (BMH)	a		1954							2002	2018				2054			
Bournemouth (BMH)	d	1945	1959							2005	2022				2059			
Pokesdown (POK)	d									2009	2026							
Christchurch (CHR)	d									2013	2030							
Hinton Admiral (HNA)	d									2018								
New Milton (NWM)	d									2022	2037							
Sway (SWY)	d									2027								
Yarmouth (I.O.W.) (YMH)	☐ d						1905										2005	
Lymington Pier (LYP)	☐ a						1945										2045	
Lymington Pier (LYP)	d		1933						2003					2033				2103
Lymington Town (LYT)	d		1935						2005					2035				2105
Brockenhurst (BCU)	3 a		1944	2013					2014	2032	2043			2044	2113			2114
Brockenhurst (BCU)	3 d			2014						2033	2044				2114			
Beaulieu Road (BEU)	d									2038								
Ashurst New Forest (ANF)	d									2042								
Totton (TTN)	d									2047								
Redbridge (RDB)	d					2027										2127		
Millbrook (Hants) (MBK)	d					2031										2131		
Southampton Central (SOU)	a	2013		2028		2034				2053	2058				2128	2134		
Southampton Central (SOU)	d	2015		2030		2036				2055	2100				2130			2136
St Denys (SDN)	d					2041												2141
Swaythling (SWG)	d					2044												2144
Southampton Airport Parkway (SOA) ↔	d	2023		2037		2047				2103	2107				2138			2147
Portsmouth Harbour (PMH) ☐	d			1955											2055			2123
Portsmouth & Southsea (PMS)	d			2000											2100			2127
Fratton (FTN)	d			2004											2104			2131
Hilsea (HLS)	d			2008											2108			
Cosham (CSA)	d			2013											2113			
Portchester (PTC)	d			2018											2118			
Fareham (FRM)	d			2026											2124		2147c	
Botley (BOE)	d			2033											2131			
Hedge End (HDE)	d			2038											2136			
Eastleigh (ESL)	3 a			2044	2050					2106		←			2144	2150	2202	
Eastleigh (ESL)	3 d			2045	2051					2111		→			2145	2151		
Chandlers Ford (CFR)	d				2056										2156			
Romsey (ROM)	a				2103										2203			
Shawford (SHW)	d			2051								2116						
Winchester (WIN)	d	2032		2048	2057						2118	2121a			2148	2154		
Micheldever (MIC)	d			2108											2203			
Basingstoke (BSK)	a	2047		2122							2135				2215			
Reading (RDG)	7 a	2108																
Fleet (FLE)	a			2140														2240
Farnborough (Main) (FNB)	a			2145														2245
Woking (WOK)	a			2119	2158							2155			2219	2258		
Clapham Junction (CLJ)	10 a											2215						
London Waterloo (WAT) ↻	15 a			2146	2232							2224			2246	2332		

NOTES (see introductory pages for explanation of train operator codes and standard symbols)

a Arrival time

d Departure time

c Arrives 3 minutes earlier

e Arrives 6 minutes earlier

C From Salisbury

K To Bristol Temple Meads

L To Birmingham New Street

M Also calls at Hook 2131, Winchfield 2135, Brookwood 2153, Weybridge 2205, Walton-On-Thames 2209 and Surbiton 2216

N Also calls at Hook 2231, Winchfield 2235, Brookwood 2253, Weybridge 2305, Walton-On-Thames 2309 and Surbiton 2316

MFO Mondays and Fridays only

Weymouth, Bournemouth, Yarmouth (IOW), Lymington, Southampton, Portsmouth and Fareham to Winchester and London

Mondays to Fridays until 19 September

Operator	SW	GW	SW	SW	SW	SW	SW	SW	SW	SW	SN	SW	SW	GW	SW	SW	SW
Days of operation/Notes 1st Class/Reservations/Bus/Ferry	□	K	□	□	C		□	FO	P	FX	R	MFO	□	S	C	□	□
Weymouth (WEY)	d	2006	2014					2100	2100					2128		2210	2310
Upwey (UPW)	d	2010	2019					2104	2104					2133		2214	2314
Dorchester West (DCW)	a		2027											2141			
Dorchester South (DCH)	d	2021f						2112	2112							2223	2322
Moreton (Dorset) (MTN)	d	2027						2119	2119							2229	2329
Wool (WOO)	d	2033						2125	2125							2235	2335
Wareham (WRM)	d	2042						2132	2132							2243	2342
Holton Heath (HOL)	d																
Hamworthy (HAM)	d	2048						2139	2139							2249	2349
Poole (POO)	4 a	2053						2143	2143							2254	2353
Poole (POO)	4 d	2054						2144	2144							2255	2354
Parkstone (Dorset) (PKS)	d	2058						2148	2148							2259	
Branksome (BSM)	d	2101						2152	2152							2302	
Bournemouth (BMH)	a	2107						2158	2158							2308	0003
Bournemouth (BMH)	d	2112						2212	2212								2312
Pokesdown (POK)	d	2116						2216	2216								2316
Christchurch (CHR)	d	2120						2220	2220								2320
Hinton Admiral (HNA)	d	2125						2225	2225								2325
New Milton (NWM)	d	2129						2229	2229								2329
Sway (SWY)	d	2134						2234	2234								2334
Yarmouth (I.O.W.) (YMH)	d						2105						2150				
Lymington Pier (LYP)	a						2145						2230				
Lymington Pier (LYP)	d		2133					2203					2236				
Lymington Town (LYT)	d		2135					2205					2238				
Brockenhurst (BCU)	3 a	2138	2144					2214	2238	2238			2247				2338
Brockenhurst (BCU)	3 d	2139							2239	2239							2339
Beaulieu Road (BEU)	d																
Ashurst New Forest (ANF)	d	2147						2247	2247								2347
Totton (TTN)	d	2152						2252	2252								2352
Redbridge (RDB)	d					2227										2316	
Millbrook (Hants) (MBK)	d					2231										2319	
Southampton Central (SOU)	a	2157				2234		2257	2257							2322	2357
Southampton Central (SOU)	d	2200				2236		2300	2300	2311						2323	
St Denys (SDN)	d					2241										2328	
Swaythling (SWG)	d					2244										2331	
Southampton Airport Parkway (SOA)	d	2208				2247		2308	2308	2319						2334	
Portsmouth Harbour (PMH)	d			2155													
Portsmouth & Southsea (PMS)	d			2200													
Fratton (FTN)	d			2204													
Hilsea (HLS)	d			2208													
Cosham (CSA)	d			2213													
Portchester (PTC)	d			2218													
Fareham (FRM)	d			2224													
Botley (BOE)	d			2231													
Hedge End (HDE)	d			2236													
Eastleigh (ESL)	3 a	2211		2242	2250			2311	2311	2323						2338	
Eastleigh (ESL)	3 d	2212			2251			2312	2312							2338	
Chandlers Ford (CFR)	d				2256											2343	
Romsey (ROM)	a				2303											2351	
Shawford (SHW)	d	2218						2318	2318								
Winchester (WIN)	d	2224						2324	2324								
Micheldever (MIC)	d							2333	2333								
Basingstoke (BSK)	a	2240						2343	2343								
Reading (RDG)	7 a																
Fleet (FLE)	a							0001	0001								
Farnborough (Main) (FNB)	a							0006	0006								
Woking (WOK)	a	2300						0018	0020								
Clapham Junction (CLJ)	10 a	2320															
London Waterloo (WAT)	15 a	2329															

NOTES (see introductory pages for explanation of train operator codes and standard symbols)

- a Arrival time
- d Departure time
- f Arrives 4 minutes earlier
- C From Salisbury
- K To Bristol Temple Meads
- P Also calls at Hook 2351, Winchfield 2355 and Brookwood 0013
- Q Also calls at Hook 2351, Winchfield 2355 and Brookwood 0013
- R To Littlehampton
- S To Westbury
- FO Fridays only
- FX Not Fridays
- MFO Mondays and Fridays only

Weymouth, Bournemouth, Yarmouth (IOW), Lymington, Southampton, Portsmouth and Fareham to Winchester and London

Mondays to Fridays from 22 September

Operator	SW	XC	SW	SW	SW	XC	SW	SW	SW	SW	SW	SW	SW	SW	XC	SW	
Days of operation/Notes	1	A	B	1	1	A	C	1	D	C	E	1	1	1	A	1	
1st Class/Reservations/Bus/Ferry	1	1	1	1	1	1	1	1	1	1	1	1	1	1	1	1	
Catering facilities	1	1	1	1	1	1	1	1	1	1	1	1	1	1	1	1	
Weymouth (WEY)	d																
Upwey (UPW)	d																
Dorchester West (DCW)	a																
Dorchester South (DCH)	d																
Moreton (Dorset) (MTN)	d																
Wool (WOO)	d																
Wareham (WRM)	d																
Holton Heath (HOL)	d																
Hamworthy (HAM)	d																
Poole (POO)	4 a																
Poole (POO)	4 d			0457	0521			0538						0553			
Parkstone (Dorset) (PKS)	d			0501	0525			0542						0557			
Branksome (BSM)	d			0504	0528			0545						0600			
Bournemouth (BMH)	a			0509	0533			0551						0605			
Bournemouth (BMH)	d			0512	0535			0553						0609	0630		
Pokesdown (POK)	d			0516	0539									0613			
Christchurch (CHR)	d			0520	0543									0617			
Hinton Admiral (HNA)	d				0548									0622			
New Milton (NWM)	d			0527	0552									0626			
Sway (SWY)	d				0557									0631			
Yarmouth (I.O.W.) (YMH)	d																
Lymington Pier (LYP)	a																
Lymington Pier (LYP)	d												0614			0644	
Lymington Town (LYT)	d												0616			0646	
Brockenhurst (BCU)	3 a			0534	0603			0608					0625	0636		0655	
Brockenhurst (BCU)	3 d			0535				0609						0638			
Beaulieu Road (BEU)	d																
Ashurst New Forest (ANF)	d													0646			
Totton (TTN)	d			0546				0620						0651			
Redbridge (RDB)	d						0612										
Millbrook (Hants) (MBK)	d						0615										
Southampton Central (SOU)	a			0554			0620	0628		←				0658	0703		
Southampton Central (SOU)	d	0449	0515		0555	0615	0635	0630			0635	0644		0700		0715	
St Denys (SDN)	d	0454					←				0640	0649					
Swaythling (SWG)	d	0457									0643	0652					
Southampton Airport Parkway (SOA) ←	d	0500	0523		0603	0624		0638			0647	0655		0708		0723	
Portsmouth Harbour (PMH)	d			0452					0550							0624	
Portsmouth & Southsea (PMS)	d			0457					0555							0628	
Fratton (FTN)	d			0501					0559							0632	
Hilsea (HLS)	d			0505					0603							0637	
Cosham (CSA)	d			0511					0608							0642	
Portchester (PTC)	d			0515					0613							0647	
Fareham (FRM)	d			0522					0620							0653	
Botley (BOE)	d			0530					0629							0703	
Hedge End (HDE)	d			0535					0634							0707	
Eastleigh (ESL)	3 a	0503		0543	0607				0642	0650	0659					0714	
Eastleigh (ESL)	3 d	0504		0543	0608				0643	0651	0659					0715	
Chandlers Ford (CFR)	d										0656						
Romsey (ROM)	a										0703						
Shawford (SHW)	d	0510		0550					0649		0705						
Winchester (WIN)	d	0517	0531	0556	0618		0633		0647	0655	0711		0718	0725	0731		
Micheldever (MIC)	d	0527		0604					0703					0733			
Basingstoke (BSK)	a	0538	0546	0619	0635		0650		0703	0715	0727		0734	0743	0747		
Reading (RDG)	7 a		0606				0708									0809	
Fleet (FLE)	a	0550		0639							0746						
Farnborough (Main) (FNB)	a	0556		0645							0752				0758		
Woking (WOK)	a	0605		0657	0655				0734		0805				0808		
Clapham Junction (CLJ)	10 a	0625			0715												
London Waterloo (WAT)	15 a	0634		0730	0726				0747	0806		0839		0819	0836		

NOTES (see introductory pages for explanation of train operator codes and standard symbols)

- a Arrival time
- d Departure time
- A To Manchester Piccadilly
- B Also calls at Hook 0630, Winchfield 0634 and Brookwood 0652
- C From Salisbury
- D Also calls at Surbiton 0747
- E Also calls at Hook 0737, Winchfield 0741, Brookwood 0800 and Weybridge 0814

Weymouth, Bournemouth, Yarmouth (IOW), Lymington, Southampton, Portsmouth and Fareham to Winchester and London

Mondays to Fridays from 22 September

Operator	SW	SW	SW	SW	SW	SW	SW	SW	SW	XC	GW	SW	SW	SW	SW	SW	SW
Days of operation/Notes 1st Class/Reservations/Bus/Ferry Catering facilities	1	1	1	C	F	1	1	1	1	A 1 ◇ ⌘	G		1	1	1	1	C
Weymouth (WEY)	d	0550						0620			0638			0650			
Upwey (UPW)	d	0554						0624			0643			0654			
Dorchester West (DCW)	a										0651						
Dorchester South (DCH)	d	0602						0632						0702			
Moreton (Dorset) (MTN)	d	0609						0639						0709			
Wool (WOO)	d	0615						0645						0715			
Wareham (WRM)	d	0625c						0653						0723			
Holton Heath (HOL)	d	0628												0727			
Hamworthy (HAM)	d	0633						0700						0732			
Poole (POO)	4 a	0639						0705						0737			
Poole (POO)	4 d	0640						0648 0708						0717 0738			
Parkstone (Dorset) (PKS)	d	0644						0652 0712						0721 0742			
Branksome (BSM)	d	0647						0655 0716						0724 0746			
Bournemouth (BMH)	a	0652						0700 0721						0729 0751			
Bournemouth (BMH)	d	0633	0655					0702 0723		0730				0733 0753			
Pokesdown (POK)	d	0637						0706						0737			
Christchurch (CHR)	d	0641						0710						0741			
Hinton Admiral (HNA)	d	0646						0715						0746			
New Milton (NWM)	d	0651						0719						0750			
Sway (SWY)	d	0655						0724						0755			
Yarmouth (I.O.W.) (YMH)	d											0655					
Lymington Pier (LYP)	a											0735					
Lymington Pier (LYP)	d						0714						0744				
Lymington Town (LYT)	d						0716						0746				
Brockenhurst (BCU)	3 a	0700					0725	0729					0755	0800	0808		
Brockenhurst (BCU)	3 d	0701						0731						0801	0809		
Beaulieu Road (BEU)	d													0806			
Ashurst New Forest (ANF)	d	0709						0739						0810			
Totton (TTN)	d	0714						0744						0815			
Redbridge (RDB)	d			0724													0824
Millbrook (Hants) (MBK)	d			0728													0828
Southampton Central (SOU)	a	0720	0725	0732				0752	0756		0802			0822	0826		0832
Southampton Central (SOU)	d	0730		0735	0737			0800			0815			0830			0835
St Denys (SDN)	d			0740	0743												0840
Swaythling (SWG)	d			0743	0746												0843
Southampton Airport Parkway (SOA) ←	d	0738		0746	0750			0809			0823			0838			0846
Portsmouth Harbour (PMH)	d		0650								0725						0755
Portsmouth & Southsea (PMS)	d		0655								0729						0800
Fratton (FTN)	d		0659								0733						0804
Hilsea (HLS)	d		0703								0737						0808
Cosham (CSA)	d		0708								0742						0813
Portchester (PTC)	d		0713								0747						0818
Fareham (FRM)	d		0720								0753						0824
Botley (BOE)	d		0728								0800						0831
Hedge End (HDE)	d		0733								0805						0836
Eastleigh (ESL)	3 a		0739	0749	0753						0811						0842 0850
Eastleigh (ESL)	3 d		0743	0750	0755						0813						0843 0850
Chandlers Ford (CFR)	d			0755													0855
Romsey (ROM)	a			0803													0903
Shawford (SHW)	d		0749		0801						0819						0850
Winchester (WIN)	d	0748	0755		0807			0818	0824a	0831				0848			0856
Micheldever (MIC)	d		0803														0904
Basingstoke (BSK)	a		0813		0823			0834			0846						0914
Reading (RDG)	7 a										0911						
Fleet (FLE)	a		0825		0841												0926
Farnborough (Main) (FNB)	a		0831		0847												0932
Woking (WOK)	a		0840		0902			0854						0922			0942
Clapham Junction (CLJ)	10 a							0914						0942			1002
London Waterloo (WAT)	15 a	0848	0908		0936			0925						0953			1011

NOTES (see introductory pages for explanation of train operator codes and standard symbols)

- a Arrival time
- d Departure time
- c Arrives 3 minutes earlier
- A To Manchester Piccadilly
- C From Salisbury
- F Also calls at Hook 0831, Winchfield 0836, Brookwood 0856 and Surbiton 0916
- G To Gloucester

Weymouth, Bournemouth, Yarmouth (IOW), Lymington, Southampton, Portsmouth and Fareham to Winchester and London

Mondays to Fridays from 22 September

Operator	SW	SW	SW	SW	SW	XC A	GW G	SW	SW	SW	SW	SW	SW	SW	SW	SW	SW
Days of operation/Notes 1st Class/Reservations/Bus/Ferry Catering facilities	□	□	□	□	□	□◇ ⚓	□	⚓	□	□	□	□	□	□	□	□	□
Weymouth (WEY)	d				0721		0733					0752					0820
Upwey (UPW)	d				0725		0738					0756					0824
Dorchester West (DCW)	a						0746										
Dorchester South (DCH)	d				0733							0805					0833
Moreton (Dorset) (MTN)	d				0740							0811					0840
Wool (WOO)	d				0746							0817					0846
Wareham (WRM)	d				0754							0825					0853
Holton Heath (HOL)	d				0757							0828					0857
Hamworthy (HAM)	d				0802							0833					0902
Poole (POO)	4 a				0807							0838					0907
Poole (POO)	4 d			0801	0808							0839			0853		0858 0908
Parkstone (Dorset) (PKS)	d			0805	0812							0843					0902
Branksome (BSM)	d			0808	0816							0847					0906
Bournemouth (BMH)	a			0813	0821							0853			0902		0911 0918
Bournemouth (BMH)	d		0802	0815	0822	0840						0854			0905		0922
Pokesdown (POK)	d		0806	0818	0826										0909		0926
Christchurch (CHR)	d		0810	0822	0830										0913		0930
Hinton Admiral (HNA)	d		0815		0835										0918		0937
New Milton (NWM)	d		0819	0829	0839										0922		0937
Sway (SWY)	d		0824		0844										0927		
Yarmouth (I.O.W.) (YMH)	⚓ d						0755										
Lymington Pier (LYP)	⚓ a						0835										
Lymington Pier (LYP)	d	0814								0855						0927	
Lymington Town (LYT)	d	0816								0857						0929	
Brockenhurst (BCU)	3 a	0825	0829	0837	0849					0906		0910			0932	0937	0943
Brockenhurst (BCU)	3 d		0830	0838	0850							0911			0933		0944
Beaulieu Road (BEU)	d		0835														
Ashurst New Forest (ANF)	d		0839		0858						←				0942		
Totton (TTN)	d		0844		0903						←	0903			0947		
Redbridge (RDB)	d					→									0925		
Millbrook (Hants) (MBK)	d														0929		
Southampton Central (SOU)	a		0852	0856		0913						0917	0927		0932	0953	0958
Southampton Central (SOU)	d		0854	0900		0915						0931			0935	0955	1000
St Denys (SDN)	d		0859												0940		
Swaythling (SWG)	d		0902												0943		
Southampton Airport Parkway (SOA) ←	d		0905	0909		0923						0939			0946	1003	1008
Portsmouth Harbour (PMH)	⚓ d													0855			
Portsmouth & Southsea (PMS)	d													0900			
Fratton (FTN)	d													0904			
Hilsea (HLS)	d													0908			
Cosham (CSA)	d													0913			
Portchester (PTC)	d													0918			
Fareham (FRM)	d													0924			
Botley (BOE)	d													0931			
Hedge End (HDE)	d													0936			
Eastleigh (ESL)	3 a		0911		→									0942	0950	1006	
Eastleigh (ESL)	3 d		0914		0914									0944	0950	1014	
Chandlers Ford (CFR)	d		→												0955	→	
Romsey (ROM)	a														1003		
Shawford (SHW)	d				0920												
Winchester (WIN)	d			0919	0925a	0933						0949	0954				1018
Micheldever (MIC)	d													1002			
Basingstoke (BSK)	a			0935		0948								1012			1034
Reading (RDG)	7 a					1010											
Fleet (FLE)	a													1024			
Farnborough (Main) (FNB)	a													1029			
Woking (WOK)	a			0954								1020	1039				
Clapham Junction (CLJ)	10 a			1015													1111
London Waterloo (WAT)	⊖ 15 a			1026								1049	1104				1120

NOTES (see introductory pages for explanation of train operator codes and standard symbols)

- a Arrival time
- d Departure time
- A To Manchester Piccadilly
- C From Salisbury
- G To Gloucester

Weymouth, Bournemouth, Yarmouth (IOW), Lymington, Southampton, Portsmouth and Fareham to Winchester and London

Mondays to Fridays from 22 September

Operator	SW	XC A A	SW A	SW	SW	SW	SW C C	SW	SW	SW	SW	SW	SW	GW G	XC A A	SW A	SW	SW
Days of operation/Notes 1st Class/Reservations/Bus/Ferry Catering facilities	□	□◇ ⚓	⚓	□	□	□	□	□	□	□	□	□	□	□	□◇ ⚓	⚓	□	□
Weymouth (WEY)	d				0900								0920		0932			1000
Upwey (UPW)	d												0924		0937			
Dorchester West (DCW)	a													0945				
Dorchester South (DCH)	d				0910								0933					1013e
Moreton (Dorset) (MTN)	d												0940					
Wool (WOO)	d												0946					
Wareham (WRM)	d				0927								0953					1029
Holton Heath (HOL)	d												0957					
Hamworthy (HAM)	d				0933								1002					1036
Poole (POO)	4 a				0938								1007					1041
Poole (POO)	4 d				0939								0958 1008					1042
Parkstone (Dorset) (PKS)	d				0943								1002					1046
Branksome (BSM)	d				0947								1006					1049
Bournemouth (BMH)	a				0953								1011 1018					1055
Bournemouth (BMH)	d		0945		0957			1002					1022		1045			1059
Pokesdown (POK)	d							1006					1026					
Christchurch (CHR)	d							1010					1030					
Hinton Admiral (HNA)	d							1015										
New Milton (NWM)	d							1019					1037					
Sway (SWY)	d							1024										
Yarmouth (I.O.W.) (YMH)	⚓ d			0905												1005		
Lymington Pier (LYP)	⚓ a			0945												1045		
Lymington Pier (LYP)	d				0957						1027						1057	
Lymington Town (LYT)	d				0959						1029						1059	
Brockenhurst (BCU)	3 a		0959		1008	1013				1029	1038		1043				1108	1113
Brockenhurst (BCU)	3 d		1000			1014					1030		1044					1114
Beaulieu Road (BEU)	d										1035							
Ashurst New Forest (ANF)	d										1039							
Totton (TTN)	d										1044							
Redbridge (RDB)	d							1027										
Millbrook (Hants) (MBK)	d							1031										
Southampton Central (SOU)	a		1013			1028		1034	1053				1058		1111			1128
Southampton Central (SOU)	d		1015			1030		1036	1055				1100		1115			1130
St Denys (SDN)	d							1041										
Swaythling (SWG)	d							1044										
Southampton Airport Parkway (SOA) ←	d		1023			1038		1047	1103				1108		1123			1138
Portsmouth Harbour (PMH)	⚓ d					0955												
Portsmouth & Southsea (PMS)	d					1000												
Fratton (FTN)	d					1004												
Hilsea (HLS)	d					1008												
Cosham (CSA)	d					1013												
Portchester (PTC)	d					1018												
Fareham (FRM)	d					1024												
Botley (BOE)	d					1031												
Hedge End (HDE)	d					1036												
Eastleigh (ESL)	3 a	←				1042	1050	1106						←				
Eastleigh (ESL)	3 d	1014				1043	1051	1114						1114				
Chandlers Ford (CFR)	d							1056	←									
Romsey (ROM)	a							1103										
Shawford (SHW)	d	1019												1119				
Winchester (WIN)	d	1025a	1032		1048	1052							1118	1124a	1132			1148
Micheldever (MIC)	d					1101												
Basingstoke (BSK)	a		1047			1111							1134		1147			
Reading (RDG)	7 a		1108												1206			
Fleet (FLE)	a					1122												
Farnborough (Main) (FNB)	a					1128												
Woking (WOK)	a				1120	1137												1220
Clapham Junction (CLJ)	10 a												1211					
London Waterloo (WAT)	← 15 a				1147	1206							1220					1249

NOTES (see introductory pages for explanation of train operator codes and standard symbols)

- a Arrival time
- d Departure time
- e Arrives 4 minutes earlier
- A To Manchester Piccadilly
- C From Salisbury
- G To Gloucester

Weymouth, Bournemouth, Yarmouth (IOW), Lymington, Southampton, Portsmouth and Fareham to Winchester and London

Mondays to Fridays from 22 September

Operator	SW	SW C	SW	SW	SW	SW	SW	XC A	SW	SW	SW	SW	SW C	SW	SW	SW	SW
Days of operation/Notes 1st Class/Reservations/Bus/Ferry Catering facilities	□	□	□	□	□	□	□	□◇ ⌘	⚓	□	□	□	□	□	□	□	□
Weymouth (WEY)	d					1017						1100					1117
Upwey (UPW)	d					1021											1121
Dorchester West (DCW)	a																
Dorchester South (DCH)	d					1030						1110					1130
Moreton (Dorset) (MTN)	d					1036											1136
Wool (WOO)	d					1042											1143
Wareham (WRM)	d					1051						1127					1151
Holton Heath (HOL)	d					1054											1154
Hamworthy (HAM)	d					1059						1133					1159
Poole (POO)	4 a					1104						1138					1204
Poole (POO)	4 d					1058	1105					1139					1158 1205
Parkstone (Dorset) (PKS)	d					1102						1143					1202
Branksome (BSM)	d					1106						1147					1206
Bournemouth (BMH)	a					1111	1116					1153					1211 1216
Bournemouth (BMH)	d			1102		1120		1145				1157			1202		1220
Pokesdown (POK)	d			1106		1124									1206		1224
Christchurch (CHR)	d			1110		1128									1210		1228
Hinton Admiral (HNA)	d			1115											1215		
New Milton (NWM)	d			1119		1135									1219		1235
Sway (SWY)	d			1124											1224		
Yarmouth (I.O.W.) (YMH)	⚓ d								1105								
Lymington Pier (LYP)	⚓ a								1145								
Lymington Pier (LYP)	d					1127					1157					1227	
Lymington Town (LYT)	d					1129					1159					1229	
Brockenhurst (BCU)	3 a			1129	1138	1143					1208	1213			1229	1238	1243
Brockenhurst (BCU)	3 d			1130		1144						1214			1230		1244
Beaulieu Road (BEU)	d														1235		
Ashurst New Forest (ANF)	d			1139											1239		
Totton (TTN)	d			1144											1244		
Redbridge (RDB)	d		1127											1227			
Millbrook (Hants) (MBK)	d		1131											1231			
Southampton Central (SOU)	a		1134	1150		1158		1213				1228		1234	1250		1258
Southampton Central (SOU)	d		1136	1155		1200		1215				1230		1236	1255		1300
St Denys (SDN)	d		1141											1241			
Swaythling (SWG)	d		1144											1244			
Southampton Airport Parkway (SOA) ←	d		1147	1203		1208		1223				1238		1247	1303		1308
Portsmouth Harbour (PMH)	⚓ d	1055												1155			
Portsmouth & Southsea (PMS)	d	1100												1200			
Fratton (FTN)	d	1104												1204			
Hilsea (HLS)	d	1108												1208			
Cosham (CSA)	d	1113												1213			
Portchester (PTC)	d	1118												1218			
Fareham (FRM)	d	1124												1224			
Botley (BOE)	d	1131												1232			
Hedge End (HDE)	d	1136												1236			
Eastleigh (ESL)	3 a	1142	1150	1206				←						1247	1250	1307	
Eastleigh (ESL)	3 d	1145	1151	1214				1214						1248	1251	1314	
Chandlers Ford (CFR)	d			→											1256	→	
Romsey (ROM)	a		1203											1303			
Shawford (SHW)	d							1219									
Winchester (WIN)	d	1155				1218		1224a	1231			1248	1257				1318
Micheldever (MIC)	d	1203											1306				
Basingstoke (BSK)	a	1213				1234			1246				1316				1334
Reading (RDG)	7 a								1306								
Fleet (FLE)	a	1225												1327			
Farnborough (Main) (FNB)	a	1230												1333			
Woking (WOK)	a	1240										1320	1343				
Clapham Junction (CLJ)	10 a					1312											1412
London Waterloo (WAT)	⊖ 15 a	1305				1321						1349	1409				1421

NOTES (see introductory pages for explanation of train operator codes and standard symbols)

- a Arrival time
- d Departure time
- A To Manchester Piccadilly
- C From Salisbury

Weymouth, Bournemouth, Yarmouth (IOW), Lymington, Southampton, Portsmouth and Fareham to Winchester and London

Mondays to Fridays from 22 September

Operator	SW	GW	XC	SW	SW	SW	SW	SN	SW	SW	SW	SW	SW	SW	XC	SW	SW
Days of operation/Notes 1st Class/Reservations/Bus/Ferry Catering facilities	□	G	A □◇ ⌘	⚓	□	□	□	H □	C □	□	□	□	□	□	A □◇ ⌘	⚓	□
Weymouth (WEY)	d	1130				1200								1217			
Upwey (UPW)	d	1135												1221			
Dorchester West (DCW)	a	1143															
Dorchester South (DCH)	d					1210								1230			
Moreton (Dorset) (MTN)	d													1236			
Wool (WOO)	d													1242			
Wareham (WRM)	d					1227								1251			
Holton Heath (HOL)	d													1254			
Hamworthy (HAM)	d					1233								1259			
Poole (POO)	4 a					1238								1304			
Poole (POO)	4 d					1239								1258 1305			
Parkstone (Dorset) (PKS)	d					1243								1302			
Branksome (BSM)	d					1247								1306			
Bournemouth (BMH)	a					1253								1311 1316			
Bournemouth (BMH)	d		1245			1257				1302			1320		1345		
Pokesdown (POK)	d									1306			1324				
Christchurch (CHR)	d									1310			1328				
Hinton Admiral (HNA)	d									1315							
New Milton (NWM)	d									1319			1335				
Sway (SWY)	d									1324							
Yarmouth (I.O.W.) (YMH)	⚓ d			1205												1305	
Lymington Pier (LYP)	⚓ a			1245												1345	
Lymington Pier (LYP)	d				1257							1327					1357
Lymington Town (LYT)	d				1259							1329					1359
Brockenhurst (BCU)	3 a				1308	1313					1329	1338	1343				1408
Brockenhurst (BCU)	3 d					1314					1330		1344				
Beaulieu Road (BEU)	d																
Ashurst New Forest (ANF)	d										1339						
Totton (TTN)	d										1344						
Redbridge (RDB)	d									1327							
Millbrook (Hants) (MBK)	d									1331							
Southampton Central (SOU)	a		1311			1328				1334	1350		1358		1411		
Southampton Central (SOU)	d		1315			1330				1336	1355		1400		1415		
St Denys (SDN)	d									1341							
Swaythling (SWG)	d									1344							
Southampton Airport Parkway (SOA) ←			1323			1338				1347	1403		1408		1423		
Portsmouth Harbour (PMH)	⚓ d						1255										
Portsmouth & Southsea (PMS)	d						1300										
Fratton (FTN)	d						1304										
Hilsea (HLS)	d						1308										
Cosham (CSA)	d						1313	1326									
Portchester (PTC)	d						1318	1330									
Fareham (FRM)	d						1324	1335									
Botley (BOE)	d						1331										
Hedge End (HDE)	d						1336										
Eastleigh (ESL)	3 a	←					1342	1348	1350	1406				←			
Eastleigh (ESL)	3 d	1314					1343		1351	1414				1414			
Chandlers Ford (CFR)	d								1356	←							
Romsey (ROM)	a								1403								
Shawford (SHW)	d	1319												1419			
Winchester (WIN)	d	1324a	1332			1348	1352						1418	1424a	1431		
Micheldever (MIC)	d						1401										
Basingstoke (BSK)	a		1349				1412						1434		1446		
Reading (RDG)	7 a		1407												1506		
Fleet (FLE)	a						1424										
Farnborough (Main) (FNB)	a						1429										
Woking (WOK)	a					1421	1439										
Clapham Junction (CLJ)	10 a												1511				
London Waterloo (WAT)	← 15 a					1449	1504						1520				

NOTES (see introductory pages for explanation of train operator codes and standard symbols)

- a Arrival time
- d Departure time
- A To Manchester Piccadilly
- C From Salisbury
- G To Gloucester
- H From Brighton

Weymouth, Bournemouth, Yarmouth (IOW), Lymington, Southampton, Portsmouth and Fareham to Winchester and London

Mondays to Fridays from 22 September

Operator	SW	SW	SW	SN	SW	SW	SW	SW	SW	XC	GW	SW	SW	SW	SW	SW	SW
Days of operation/Notes 1st Class/Reservations/Bus/Ferry Catering facilities	1	1	C	J	1	1	1	1	1	A 1 ◇ ⌘	G		1	1	1	C	1
Weymouth (WEY)	d 1300								1317					1400			
Upwey (UPW)	d								1321								
Dorchester West (DCW)	a											1341					
Dorchester South (DCH)	d 1310								1330					1410			
Moreton (Dorset) (MTN)	d								1336								
Wool (WOO)	d								1342								
Wareham (WRM)	d 1327								1351					1427			
Holton Heath (HOL)	d								1354								
Hamworthy (HAM)	d 1333								1359					1433			
Poole (POO)	4 a 1338								1404					1438			
Poole (POO)	4 d 1339							1358	1405					1439			
Parkstone (Dorset) (PKS)	d 1343								1402					1443			
Branksome (BSM)	d 1347								1406					1447			
Bournemouth (BMH)	a 1353								1411	1416				1454			
Bournemouth (BMH)	d 1357				1402				1420		1445			1458			1502
Pokesdown (POK)	d				1406				1424								1506
Christchurch (CHR)	d				1410				1428								1510
Hinton Admiral (HNA)	d				1415												1515
New Milton (NWM)	d				1419				1435								1519
Sway (SWY)	d				1424												1524
Yarmouth (I.O.W.) (YMH)	d											1405					
Lymington Pier (LYP)	a											1445					
Lymington Pier (LYP)	d						1427						1457				
Lymington Town (LYT)	d						1429						1459				
Brockenhurst (BCU)	3 a 1413				1429	1438		1443					1508	1513			1529
Brockenhurst (BCU)	3 d 1414				1430			1444						1514			1530
Beaulieu Road (BEU)	d				1435												
Ashurst New Forest (ANF)	d				1439												1539
Totton (TTN)	d				1444												1544
Redbridge (RDB)	d		1427														1527
Millbrook (Hants) (MBK)	d		1431														1531
Southampton Central (SOU)	a 1428		1434		1452			1459		1513				1528		1534	1552
Southampton Central (SOU)	d 1430		1435	1445	1457			1500		1515				1530		1536	1555
St Denys (SDN)	d		1440														1541
Swaythling (SWG)	d		1443														1544
Southampton Airport Parkway (SOA) ←	d 1438		1446	1453	1505			1508		1523				1538		1547	1603
Portsmouth Harbour (PMH)	d	1355															1455
Portsmouth & Southsea (PMS)	d	1400															1500
Fratton (FTN)	d	1404															1504
Hilsea (HLS)	d	1408															1508
Cosham (CSA)	d	1413															1513
Portchester (PTC)	d	1418															1518
Fareham (FRM)	d	1424															1524
Botley (BOE)	d	1431															1531
Hedge End (HDE)	d	1436															1536
Eastleigh (ESL)	3 a 1442	1450	1456	1508						←				1542	1550	1607	
Eastleigh (ESL)	3 d 1443	1450		1514						1514				1543	1551	1614	
Chandlers Ford (CFR)	d				→												1556
Romsey (ROM)	a		1503														1603
Shawford (SHW)	d									1519							
Winchester (WIN)	d 1448	1452						1518	1524a	1531				1548	1552		
Micheldever (MIC)	d	1501													1601		
Basingstoke (BSK)	a	1511						1534		1546					1611		
Reading (RDG)	7 a									1609							
Fleet (FLE)	a		1523														1623
Farnborough (Main) (FNB)	a		1528														1628
Woking (WOK)	a 1520	1538												1620	1638		
Clapham Junction (CLJ)	10 a							1611									
London Waterloo (WAT)	15 a	1549	1604					1620						1649	1704		

NOTES (see introductory pages for explanation of train operator codes and standard symbols)

- a Arrival time
- d Departure time
- A To Manchester Piccadilly
- C From Salisbury
- G To Gloucester
- J To Brighton

Weymouth, Bournemouth, Yarmouth (IOW), Lymington, Southampton, Portsmouth and Fareham to Winchester and London

Mondays to Fridays from 22 September

Operator	SW	SW	SW	SW	XC A	SW	SW	SW	SW	SW	SW	SW	SW	SW	SW	SW	GW	XC A
Days of operation/Notes 1st Class/Reservations/Bus/Ferry Catering facilities	□	□	□	□	□◇ ⚓	⚓	□	□	□	□	□	□	□	□	□	□	G	□◇ ⚓
Weymouth (WEY)	d		1417					1500							1517			1528
Upwey (UPW)	d		1421												1521			1533
Dorchester West (DCW)	a																	1541
Dorchester South (DCH)	d		1430					1510							1530			
Moreton (Dorset) (MTN)	d		1436												1536			
Wool (WOO)	d		1442												1542			
Wareham (WRM)	d		1451					1527							1551			
Holton Heath (HOL)	d		1454												1554			
Hamworthy (HAM)	d		1459					1533							1559			
Poole (POO)	4 a		1504					1538							1604			
Poole (POO)	4 d		1458 1505					1539							1558 1605			
Parkstone (Dorset) (PKS)	d		1502					1543							1602			
Branksome (BSM)	d		1506					1547							1606			
Bournemouth (BMH)	a		1511 1516					1553							1611 1616			
Bournemouth (BMH)	d		1520		1545			1557				1602		1620				1645
Pokesdown (POK)	d		1524									1606		1624				
Christchurch (CHR)	d		1528									1610		1628				
Hinton Admiral (HNA)	d											1615						
New Milton (NWM)	d		1535									1619		1635				
Sway (SWY)	d											1624						
Yarmouth (I.O.W.) (YMH)	⚓ d					1505												
Lymington Pier (LYP)	⚓ a					1545												
Lymington Pier (LYP)	d	1527						1557						1627				
Lymington Town (LYT)	d	1529						1559						1629				
Brockenhurst (BCU)	3 a	1538	1543					1608	1613			1629	1638	1643				
Brockenhurst (BCU)	3 d		1544						1614			1630		1644				
Beaulieu Road (BEU)	d											1635						
Ashurst New Forest (ANF)	d											1639						
Totton (TTN)	d											1644						
Redbridge (RDB)	d											1627						
Millbrook (Hants) (MBK)	d											1631						
Southampton Central (SOU)	a		1558		1613			1628				1634	1650		1658			1711
Southampton Central (SOU)	d		1600		1615			1630				1636	1652		1700			1715
St Denys (SDN)	d											1641	1657					
Swaythling (SWG)	d											1644	1700					
Southampton Airport Parkway (SOA) ←	d		1608		1623			1638				1647	1704		1708			1723
Portsmouth Harbour (PMH)	⚓ d										1555							
Portsmouth & Southsea (PMS)	d										1600							
Fratton (FTN)	d										1604							
Hilsea (HLS)	d										1608							
Cosham (CSA)	d										1613							
Portchester (PTC)	d										1618							
Fareham (FRM)	d										1624							
Botley (BOE)	d										1631							
Hedge End (HDE)	d										1636							
Eastleigh (ESL)	3 a				←						1642	1650	1707				←	
Eastleigh (ESL)	3 d				1614						1643	1651	1712				1712	
Chandlers Ford (CFR)	d											1656	→					
Romsey (ROM)	a											1703						
Shawford (SHW)	d			1619														1717
Winchester (WIN)	d		1618	1624a	1632			1648	1652						1718		1723	1731
Micheldever (MIC)	d																	
Basingstoke (BSK)	a		1634		1647										1734		1739	1746
Reading (RDG)	7 a				1705													1807
Fleet (FLE)	a											1722						
Farnborough (Main) (FNB)	a											1728						
Woking (WOK)	a							1720	1737									
Clapham Junction (CLJ)	10 a		1711												1811			
London Waterloo (WAT)	15 a		1720					1749	1806						1820			

NOTES (see introductory pages for explanation of train operator codes and standard symbols)

- a Arrival time
- d Departure time
- A To Manchester Piccadilly
- C From Salisbury
- G To Gloucester

Weymouth, Bournemouth, Yarmouth (IOW), Lymington, Southampton, Portsmouth and Fareham to Winchester and London

Mondays to Fridays from 22 September

Operator	SW	SW MFO	SW	SW	SW	SW	SW C	SW	SW	SW	SW	SW	SW	XC A	SW	SW	SW	SW
Days of operation/Notes 1st Class/Reservations/Bus/Ferry Catering facilities	⏰	🚢	⏰	⏰	⏰	⏰	⏰	⏰	⏰	⏰	⏰	⏰	⏰	⏰ ⏰ ⏰	🚢	⏰	⏰	⏰
Weymouth (WEY)	d			1600									1617					1700
Upwey (UPW)	d												1621					
Dorchester West (DCW)	a																	
Dorchester South (DCH)	d			1610									1630					1710
Moreton (Dorset) (MTN)	d												1636					
Wool (WOO)	d												1642					
Wareham (WRM)	d			1627									1651					1727
Holton Heath (HOL)	d												1654					
Hamworthy (HAM)	d			1633									1659					1733
Poole (POO)	4 a			1638									1704					1738
Poole (POO)	4 d			1639									1658 1705					1739
Parkstone (Dorset) (PKS)	d			1643									1702					1743
Branksome (BSM)	d			1647									1706					1747
Bournemouth (BMH)	a			1653									1711 1716					1755
Bournemouth (BMH)	d			1657				1702					1720	1745				1757
Pokesdown (POK)	d							1706					1724					
Christchurch (CHR)	d							1710					1728					
Hinton Admiral (HNA)	d							1715										
New Milton (NWM)	d							1719					1735					
Sway (SWY)	d							1724										
Yarmouth (I.O.W.) (YMH)	🚢 d		1605													1705		
Lymington Pier (LYP)	🚢 a		1645													1745		
Lymington Pier (LYP)	d			1659						1729							1759	
Lymington Town (LYT)	d			1701						1731							1801	
Brockenhurst (BCU)	3 a			1709	1713				1729	1739			1743				1809	1813
Brockenhurst (BCU)	3 d				1714				1730				1744					1814
Beaulieu Road (BEU)	d																	
Ashurst New Forest (ANF)	d								1739									
Totton (TTN)	d								1744									
Redbridge (RDB)	d							1727										
Millbrook (Hants) (MBK)	d							1731										
Southampton Central (SOU)	a			1728				1734	1750				1758	1813				1828
Southampton Central (SOU)	d	1724			1730			1736	1752				1800	1815				1830
St Denys (SDN)	d							1741	1757									
Swaythling (SWG)	d							1744	1800									
Southampton Airport Parkway (SOA) ↔	d	1732			1738			1747	1804				1808	1823				1838
Portsmouth Harbour (PMH)	🚢 d				1655													1755
Portsmouth & Southsea (PMS)	d				1700													1800
Fratton (FTN)	d				1704													1804
Hilsea (HLS)	d				1708													1808
Cosham (CSA)	d				1713													1813
Portchester (PTC)	d				1718													1818
Fareham (FRM)	d				1724													1824
Botley (BOE)	d				1731													1831
Hedge End (HDE)	d				1736													1836
Eastleigh (ESL)	3 a	1735			1742	↔	1750	1807					↔					1842
Eastleigh (ESL)	3 d	1745			1743	↔	1745	1751	1812				1812					1843
Chandlers Ford (CFR)	d	↔						1756	↔									
Romsey (ROM)	a							1803										
Shawford (SHW)	d						1751							1817				
Winchester (WIN)	d			1748	1752	1757							1818	1823	1832			1848 1852
Micheldever (MIC)	d				1801													1901
Basingstoke (BSK)	a				1811	1814							1834	1839	1847			1911
Reading (RDG)	7 a														1907			
Fleet (FLE)	a						1823											1922
Farnborough (Main) (FNB)	a						1828											1928
Woking (WOK)	a			1820	1838													1924 1938
Clapham Junction (CLJ)	10 a												1911					
London Waterloo (WAT)	↔ 15 a			1849	1904								1920					1951 2004

NOTES (see introductory pages for explanation of train operator codes and standard symbols)

- a Arrival time
- d Departure time
- A To Manchester Piccadilly
- C From Salisbury
- MFO Mondays and Fridays only

Weymouth, Bournemouth, Yarmouth (IOW), Lymington, Southampton, Portsmouth and Fareham to Winchester and London

Mondays to Fridays from 22 September










Operator	SW	SW	SW	SW	SW	SW	GW	XC	SW	SW	SW	SW	SW	SW	SW	SW	SW
Days of operation/Notes 1st Class/Reservations/Bus/Ferry Catering facilities	C	□	□	□	□	□	K	A □◇ ⌘	□	□	C	MFO	□	□	□	□	□
Weymouth (WEY)	d				1717		1728		1800								1819
Upwey (UPW)	d				1721		1733										1823
Dorchester West (DCW)	a						1741										
Dorchester South (DCH)	d				1730				1810								1831
Moreton (Dorset) (MTN)	d				1736												1838
Wool (WOO)	d				1742												1844
Wareham (WRM)	d				1751				1827								1852
Holton Heath (HOL)	d				1754												1855
Hamworthy (HAM)	d				1759				1833								1900
Poole (POO)	4 a				1806				1838								1905
Poole (POO)	4 d				1758	1807			1839								1858 1906
Parkstone (Dorset) (PKS)	d				1802				1843								1902
Branksome (BSM)	d				1806				1847								1906
Bournemouth (BMH)	a				1811	1817			1853								1911 1916
Bournemouth (BMH)	d		1802		1820			1845	1857						1902		1920
Pokesdown (POK)	d		1806		1824										1906		1924
Christchurch (CHR)	d		1810		1828										1910		1928
Hinton Admiral (HNA)	d		1815												1915		
New Milton (NWM)	d		1819		1835										1919		1935
Sway (SWY)	d		1824												1924		
Yarmouth (I.O.W.) (YMH)	d											1805					
Lymington Pier (LYP)	a											1845					
Lymington Pier (LYP)	d			1829									1903				
Lymington Town (LYT)	d			1831									1905				
Brockenhurst (BCU)	3 a		1829	1839	1843			1859	1913				1914	1929		1943	
Brockenhurst (BCU)	3 d		1830		1844			1900	1914					1930		1944	
Beaulieu Road (BEU)	d		1835														
Ashurst New Forest (ANF)	d		1839											1939			
Totton (TTN)	d		1844											1944			
Redbridge (RDB)	d	1827									1927						
Millbrook (Hants) (MBK)	d	1831									1931						
Southampton Central (SOU)	a	1834	1853		1858			1913	1928		1934			1952		1958	
Southampton Central (SOU)	d	1836	1857		1900			1915	1930		1936			1955		2000	
St Denys (SDN)	d	1841									1941						
Swaythling (SWG)	d	1844									1944						
Southampton Airport Parkway (SOA)	d	1847	1905		1908			1923	1938		1947			2003		2008	
Portsmouth Harbour (PMH)	d										1855						
Portsmouth & Southsea (PMS)	d										1900						
Fratton (FTN)	d										1904						
Hilsea (HLS)	d										1908						
Cosham (CSA)	d										1913						
Portchester (PTC)	d										1918						
Fareham (FRM)	d										1924						
Botley (BOE)	d										1931						
Hedge End (HDE)	d										1936						
Eastleigh (ESL)	3 a	1850	1908								1942	1950			2006		
Eastleigh (ESL)	3 d	1851	1912			1912					1943	1951			2011		2011
Chandlers Ford (CFR)	d	1856										1956					
Romsey (ROM)	a	1903										2003					
Shawford (SHW)	d					1917											2016
Winchester (WIN)	d				1918	1923		1931	1948	1952					2018		2021a
Micheldever (MIC)	d									2001							
Basingstoke (BSK)	a				1934	1939		1946		2011					2034		
Reading (RDG)	7 a							2009									
Fleet (FLE)	a										2022						
Farnborough (Main) (FNB)	a										2028						
Woking (WOK)	a								2019	2038					2053		
Clapham Junction (CLJ)	10 a				2010										2116		
London Waterloo (WAT)	15 a				2019				2049	2105					2129		

NOTES (see introductory pages for explanation of train operator codes and standard symbols)

- a Arrival time
- d Departure time
- A To Manchester Piccadilly
- C From Salisbury
- K To Bristol Temple Meads
- MFO Mondays and Fridays only

Weymouth, Bournemouth, Yarmouth (IOW), Lymington, Southampton, Portsmouth and Fareham to Winchester and London

Mondays to Fridays from 22 September

Operator	XC L	SW □	SW □	SW M □	SW C □	SW 	SW □	SW □	SW □	SW □	SW □	SW □	SW □	SW N □	SW C □	GW K	SW MFO 	SW □
Days of operation/Notes 1st Class/Reservations/Bus/Ferry	□	□	□	□	□	□	□	□	□	□	□	□	□	□	□	□	□	□
Weymouth (WEY)	d		1900									1915			1957			
Upwey (UPW)	d											1919						
Dorchester West (DCW)	a																	
Dorchester South (DCH)	d		1910									1927			2008			
Moreton (Dorset) (MTN)	d											1934						
Wool (WOO)	d											1941						
Wareham (WRM)	d		1927									1953e			2027c			
Holton Heath (HOL)	d																	
Hamworthy (HAM)	d		1933									2000			2033			
Poole (POO)	4 a		1938									2007			2038			
Poole (POO)	4 d		1939							1950	2008				2039			
Parkstone (Dorset) (PKS)	d		1943							1954					2043			
Branksome (BSM)	d		1947							1957					2047			
Bournemouth (BMH)	a		1953							2002	2017				2053			
Bournemouth (BMH)	d	1945		1957						2005	2021				2057			
Pokesdown (POK)	d									2009	2025							
Christchurch (CHR)	d									2013	2029							
Hinton Admiral (HNA)	d									2018								
New Milton (NWM)	d									2022	2036							
Sway (SWY)	d									2027								
Yarmouth (I.O.W.) (YMH)	 d						1905										2005	
Lymington Pier (LYP)	 a						1945										2045	
Lymington Pier (LYP)	d		1933						2003					2033				2103
Lymington Town (LYT)	d		1935						2005					2035				2105
Brockenhurst (BCU)	3 a		1944	2013					2014	2032	2043			2044	2113			2114
Brockenhurst (BCU)	3 d			2014						2033	2044				2114			
Beaulieu Road (BEU)	d									2038								
Ashurst New Forest (ANF)	d									2042								
Totton (TTN)	d									2047								
Redbridge (RDB)	d					2027										2127		
Millbrook (Hants) (MBK)	d					2031										2131		
Southampton Central (SOU)	a	2013		2028		2034				2053	2059				2128	2134		
Southampton Central (SOU)	d	2015		2030		2036				2055	2100				2130		2136	
St Denys (SDN)	d					2041											2141	
Swaythling (SWG)	d					2044											2144	
Southampton Airport Parkway (SOA)	 d	2023		2037		2047				2103	2108				2138		2147	
Portsmouth Harbour (PMH)	 d			1955											2055		2123	
Portsmouth & Southsea (PMS)	d			2000											2100		2127	
Fratton (FTN)	d			2004											2104		2131	
Hilsea (HLS)	d			2008											2108			
Cosham (CSA)	d			2013											2113			
Portchester (PTC)	d			2018											2118			
Fareham (FRM)	d			2027											2124		2147c	
Botley (BOE)	d			2034											2131			
Hedge End (HDE)	d			2039											2136			
Eastleigh (ESL)	3 a			2045	2050					2106					2144	2150	2202	
Eastleigh (ESL)	3 d			2049	2051					2111		2111			2145	2151		
Chandlers Ford (CFR)	d				2056										2156			
Romsey (ROM)	a				2103										2203			
Shawford (SHW)	d			2055								2116						
Winchester (WIN)	d	2032		2048	2101						2118	2121a			2148	2154		
Micheldever (MIC)	d			2109											2203			
Basingstoke (BSK)	a	2047		2122							2135				2215			
Reading (RDG)	7 a	2108																
Fleet (FLE)	a			2140												2240		
Farnborough (Main) (FNB)	a			2145												2245		
Woking (WOK)	a			2119	2158						2155				2219	2258		
Clapham Junction (CLJ)	10 a										2215							
London Waterloo (WAT)	 15 a			2146	2232						2224				2246	2332		

NOTES (see introductory pages for explanation of train operator codes and standard symbols)

a Arrival time

d Departure time

c Arrives 3 minutes earlier

e Arrives 4 minutes earlier

C From Salisbury

K To Bristol Temple Meads

L To Birmingham New Street

M Also calls at Hook 2131, Winchfield 2135, Brookwood 2153, Weybridge 2205, Walton-On-Thames 2209 and Surbiton 2216

N Also calls at Hook 2231, Winchfield 2235, Brookwood 2253, Weybridge 2305, Walton-On-Thames 2309 and Surbiton 2316

MFO Mondays and Fridays only

Weymouth, Bournemouth, Yarmouth (IOW), Lymington, Southampton, Portsmouth and Fareham to Winchester and London

Mondays to Fridays from 22 September

Operator	SW	GW	SW	SW	SW	SW	SW	SW	SW	SW	SW	SW	SW	SW	SW	SW	SW	SW
Days of operation/Notes 1st Class/Reservations/Bus/Ferry	□	K	□	□	C		□	FO P	FX Q	R	MFO	□	FX S	C	□	□	□	□
Weymouth (WEY)	d	2005	2014					2057	2057				2128			2207	2309	
Upwey (UPW)	d	2009	2019					2101	2101				2133			2211	2313	
Dorchester West (DCW)	a		2027										2141					
Dorchester South (DCH)	d	2018						2109	2109							2220	2321	
Moreton (Dorset) (MTN)	d	2024						2116	2116							2226	2328	
Wool (WOO)	d	2030						2122	2122							2232	2334	
Wareham (WRM)	d	2040						2130	2130							2241	2342	
Holton Heath (HOL)	d																	
Hamworthy (HAM)	d	2046						2137	2137							2247	2348	
Poole (POO)	4 a	2051						2142	2142							2252	2353	
Poole (POO)	4 d	2052						2143	2143							2253	2354	
Parkstone (Dorset) (PKS)	d	2056						2147	2147							2257		
Branksome (BSM)	d	2100						2150	2150							2301		
Bournemouth (BMH)	a	2106						2156	2156							2306	0003	
Bournemouth (BMH)	d	2110						2210	2210								2310	
Pokesdown (POK)	d	2114						2214	2214								2314	
Christchurch (CHR)	d	2118						2218	2218								2318	
Hinton Admiral (HNA)	d	2123						2223	2223								2323	
New Milton (NWM)	d	2128						2228	2228								2328	
Sway (SWY)	d	2132						2232	2232								2332	
Yarmouth (I.O.W.) (YMH)	d					2105					2150							
Lymington Pier (LYP)	a					2145					2230							
Lymington Pier (LYP)	d		2133				2203					2236						
Lymington Town (LYT)	d		2135				2205					2238						
Brockenhurst (BCU)	3 a	2138	2144				2214	2238	2238			2247					2338	
Brockenhurst (BCU)	3 d	2139						2239	2239								2339	
Beaulieu Road (BEU)	d																	
Ashurst New Forest (ANF)	d	2146						2246	2246								2346	
Totton (TTN)	d	2151						2251	2251								2351	
Redbridge (RDB)	d					2227										2316		
Millbrook (Hants) (MBK)	d					2231										2319		
Southampton Central (SOU)	a	2157				2234		2257	2257							2322	2357	
Southampton Central (SOU)	d	2200				2236		2300	2300	2311						2323		
St Denys (SDN)	d					2241										2328		
Swaythling (SWG)	d					2244										2331		
Southampton Airport Parkway (SOA)	d	2208				2247		2308	2308	2319						2334		
Portsmouth Harbour (PMH)	d			2155														
Portsmouth & Southsea (PMS)	d			2200														
Fratton (FTN)	d			2204														
Hilsea (HLS)	d			2208														
Cosham (CSA)	d			2213														
Portchester (PTC)	d			2218														
Fareham (FRM)	d			2224														
Botley (BOE)	d			2231														
Hedge End (HDE)	d			2236														
Eastleigh (ESL)	3 a	2211		2242	2250			2311	2311	2323						2338		
Eastleigh (ESL)	3 d	2212			2251			2312	2312							2338		
Chandlers Ford (CFR)	d				2256											2343		
Romsey (ROM)	a				2303											2351		
Shawford (SHW)	d	2218						2318	2318									
Winchester (WIN)	d	2224						2324	2324									
Micheldever (MIC)	d							2333	2333									
Basingstoke (BSK)	a	2240						2343	2343									
Reading (RDG)	7 a																	
Fleet (FLE)	a							0001	0001									
Farnborough (Main) (FNB)	a							0006	0006									
Woking (WOK)	a	2300						0018	0020									
Clapham Junction (CLJ)	10 a	2320																
London Waterloo (WAT)	15 a	2329																

NOTES (see introductory pages for explanation of train operator codes and standard symbols)

- a Arrival time
- d Departure time
- C From Salisbury
- K To Bristol Temple Meads
- P Also calls at Hook 2351, Winchfield 2355 and Brookwood 0013
- Q Also calls at Hook 2351, Winchfield 2355 and Brookwood 0013
- R To Littlehampton
- S To Westbury
- FO Fridays only
- FX Not Fridays
- MFO Mondays and Fridays only

Weymouth, Bournemouth, Yarmouth (IOW), Lymington, Southampton, Portsmouth and Fareham to Winchester and London

Saturdays until 20 September

Operator	SW A	XC B	SW A	SW	SW C	SW	SW	XC B	SW D	SW	SW	SW	SW	SW	XC B	SW	SW
Days of operation/Notes 1st Class/Reservations/Bus/Ferry Catering facilities	□	□◇ ⚓	□	□	□	□	□	□◇ ⚓	□	□	□	□	□	□	□◇ ⚓	□	□
Weymouth (WEY)	d																0542
Upwey (UPW)	d																
Dorchester West (DCW)	a																
Dorchester South (DCH)	d																0552
Moreton (Dorset) (MTN)	d																
Wool (WOO)	d																0603
Wareham (WRM)	d																0610
Holton Heath (HOL)	d																0614
Hamworthy (HAM)	d																0619
Poole (POO)	4 a																0623
Poole (POO)	4 d									0528							0624
Parkstone (Dorset) (PKS)	d									0532							0628
Branksome (BSM)	d									0536							0632
Bournemouth (BMH)	a									0541							0638
Bournemouth (BMH)	d									0543					0635		0642
Pokesdown (POK)	d									0547							0646
Christchurch (CHR)	d									0551							0650
Hinton Admiral (HNA)	d									0556							0655
New Milton (NWM)	d									0600							0700
Sway (SWY)	d									0605							0705
Yarmouth (I.O.W.) (YMH)	d																
Lymington Pier (LYP)	a																
Lymington Pier (LYP)	d												0627				0657
Lymington Town (LYT)	d												0629				0659
Brockenhurst (BCU)	3 a									0610			0637				0709
Brockenhurst (BCU)	3 d									0611							0710
Beaulieu Road (BEU)	d																
Ashurst New Forest (ANF)	d									0618							0718
Totton (TTN)	d									0623							0723
Redbridge (RDB)	d									0616							
Millbrook (Hants) (MBK)	d									0620							
Southampton Central (SOU)	a									0623	0629				0704		0728
Southampton Central (SOU)	d	0511	0515		0530	0557		0615	0635	0630			0635	0700	0715		0730
St Denys (SDN)	d				0535								0640				
Swaythling (SWG)	d				0538								0643				
Southampton Airport Parkway (SOA)	← d	0519	0523		0541	0605		0624		0638			0646		0708	0723	0738
Portsmouth Harbour (PMH)	d						0540					0555					
Portsmouth & Southsea (PMS)	d						0544					0600					
Fratton (FTN)	d						0548					0604					
Hilsea (HLS)	d											0608					
Cosham (CSA)	d			0509				0556				0613					
Portchester (PTC)	d			0513								0618					
Fareham (FRM)	d			0520				0605				0624					
Botley (BOE)	d			0527								0632					
Hedge End (HDE)	d			0532								0636					
Eastleigh (ESL)	3 a	0523		← 0538	0545	0608	0618					0643	0650		0711		
Eastleigh (ESL)	3 d	0524		0524	0546	0609						0643	0650		0713		
Chandlers Ford (CFR)	d	→										0655					
Romsey (ROM)	a											0703					
Shawford (SHW)	d				0552							0649			0718		
Winchester (WIN)	d		0531	0536	0600c	0621		0632		0648	0655			0725	0731		0748
Micheldever (MIC)	d				0608						0704						
Basingstoke (BSK)	a		0546	0552	0618	0639		0647		0704	0714			0741	0746		
Reading (RDG)	7 a		0609					0706							0805		
Fleet (FLE)	a			0610		0640						0725					
Farnborough (Main) (FNB)	a			0615		0645						0731					
Woking (WOK)	a			0630		0658	0659				0723	0740					0822
Clapham Junction (CLJ)	10 a			0650		0728					0743			0822			
London Waterloo (WAT)	↻ 15 a			0659		0737	0729				0752	0805			0831		0848

NOTES (see introductory pages for explanation of train operator codes and standard symbols)

- a Arrival time
- d Departure time
- c Arrives 3 minutes earlier
- A Also calls at Hook 0601, Winchfield 0605 and Brookwood 0623
- B To Manchester Piccadilly
- C Also calls at Hook 0631, Winchfield 0635, Brookwood 0653, Weybridge 0705, Walton-On-Thames 0709 and Surbiton 0716
- D From Romsey

Weymouth, Bournemouth, Yarmouth (IOW), Lymington, Southampton, Portsmouth and Fareham to Winchester and London

Saturdays until 20 September

Operator	SW	SW	SW	SW	SW	SW	XC	GW	SW	SW	SW	SW	SW	SW	SW	SW
Days of operation/Notes 1st Class/Reservations/Bus/Ferry Catering facilities	□	E □	□	□	□	□	B □◇ ⚓	F	⚓	□	E □	□	□	E □	□	□
Weymouth (WEY)	d				0617			0638				0655				
Upwey (UPW)	d				0621			0643				0659				
Dorchester West (DCW)	a							0651								
Dorchester South (DCH)	d				0629							0707				
Moreton (Dorset) (MTN)	d				0636							0714				
Wool (WOO)	d				0642							0720				
Wareham (WRM)	d				0649							0727				
Holton Heath (HOL)	d				0653							0731				
Hamworthy (HAM)	d				0658							0736				
Poole (POO)	4 a				0702							0740				
Poole (POO)	4 d			0650								0741				
Parkstone (Dorset) (PKS)	d			0654								0745				
Branksome (BSM)	d			0657								0749				
Bournemouth (BMH)	a			0702								0754				
Bournemouth (BMH)	d			0705			0745					0759			0802	
Pokesdown (POK)	d			0709											0806	
Christchurch (CHR)	d			0713											0810	
Hinton Admiral (HNA)	d			0718											0815	
New Milton (NWM)	d			0722											0819	
Sway (SWY)	d			0727											0824	
Yarmouth (I.O.W.) (YMH)	⚓ d								0655							
Lymington Pier (LYP)	⚓ a								0735							
Lymington Pier (LYP)	d				0727					0757						0827
Lymington Town (LYT)	d				0729					0759						0829
Brockenhurst (BCU)	3 a			0732	0737	0743				0807		0813			0829	0837
Brockenhurst (BCU)	3 d			0733		0744						0814			0830	
Beaulieu Road (BEU)	d														0835	
Ashurst New Forest (ANF)	d			0740											0839	
Totton (TTN)	d			0745											0844	
Redbridge (RDB)	d			0721								0821				
Millbrook (Hants) (MBK)	d			0724								0824				
Southampton Central (SOU)	a			0730	0752		0758	0813				0827	0828		←	0852
Southampton Central (SOU)	d			0736	0755		0800	0815				0835	0830			0835 0855
St Denys (SDN)	d			0741								→				0840
Swaythling (SWG)	d			0744												0843
Southampton Airport Parkway (SOA)	← d			0747	0803		0808	0823					0838			0846 0903
Portsmouth Harbour (PMH)	⚓ d	0655											0755			
Portsmouth & Southsea (PMS)	d	0700											0800			
Fratton (FTN)	d	0704											0804			
Hilsea (HLS)	d	0708											0808			
Cosham (CSA)	d	0713											0813			
Portchester (PTC)	d	0718											0818			
Fareham (FRM)	d	0724											0824			
Botley (BOE)	d	0732											0832			
Hedge End (HDE)	d	0736											0836			
Eastleigh (ESL)	3 a	0743	0750	0806			←						0843	0849	0906	
Eastleigh (ESL)	3 d	0743	0751	0812			0812						0843	0850	0914	
Chandlers Ford (CFR)	d		0756	→										0855	→	
Romsey (ROM)	a		0803												0903	
Shawford (SHW)	d						0817									
Winchester (WIN)	d	0753				0818	0822a	0831					0848	0853		
Micheldever (MIC)	d	0801												0901		
Basingstoke (BSK)	a	0811				0834		0846						0911		
Reading (RDG)	7 a							0907								
Fleet (FLE)	a	0823													0923	
Farnborough (Main) (FNB)	a	0829													0928	
Woking (WOK)	a	0839											0920	0938		
Clapham Junction (CLJ)	10 a					0911										
London Waterloo (WAT)	⚓ 15 a	0904				0920							0947	1004		

NOTES (see introductory pages for explanation of train operator codes and standard symbols)

- a Arrival time
- d Departure time
- B To Manchester Piccadilly
- E From Salisbury
- F To Gloucester

Weymouth, Bournemouth, Yarmouth (IOW), Lymington, Southampton, Portsmouth and Fareham to Winchester and London

Saturdays until 20 September

Operator	SW	SW	SW	GW	XC	SW	SW	SW	SW	SW	SW	SW	SW	SW	XC	SW	SW
Days of operation/Notes 1st Class/Reservations/Bus/Ferry Catering facilities	□	□	□	F	B ◇ ⌘	□	□	□	E □	□	□	□	□	□	B ◇ ⌘	⚓	□
Weymouth (WEY)	d	0720		0733			0803						0820				
Upwey (UPW)	d	0724		0738									0824				
Dorchester West (DCW)	a			0746													
Dorchester South (DCH)	d	0732					0813						0833				
Moreton (Dorset) (MTN)	d	0739											0839				
Wool (WOO)	d	0745											0845				
Wareham (WRM)	d	0753					0829						0853				
Holton Heath (HOL)	d	0756											0856				
Hamworthy (HAM)	d	0801					0835						0901				
Poole (POO)	4 a	0806					0840						0906				
Poole (POO)	4 d	0758	0807				0841						0858	0907			
Parkstone (Dorset) (PKS)	d	0802					0845						0902				
Branksome (BSM)	d	0806					0848						0906				
Bournemouth (BMH)	a	0811	0817				0854						0911	0917			
Bournemouth (BMH)	d	0822			0845		0859			0902		0922		0945			
Pokesdown (POK)	d	0826								0906		0926					
Christchurch (CHR)	d	0830								0910		0930					
Hinton Admiral (HNA)	d									0915							
New Milton (NWM)	d	0837								0919		0937					
Sway (SWY)	d									0924							
Yarmouth (I.O.W.) (YMH)	⚓ d															0905	
Lymington Pier (LYP)	⚓ a															0945	
Lymington Pier (LYP)	d					0857				0927							0957
Lymington Town (LYT)	d					0859				0929							0959
Brockenhurst (BCU)	3 a	0843				0907	0913			0929	0937	0943		0959			1007
Brockenhurst (BCU)	3 d	0844					0914			0930		0944		1000			
Beaulieu Road (BEU)	d																
Ashurst New Forest (ANF)	d									0939							
Totton (TTN)	d									0944							
Redbridge (RDB)	d									0927							
Millbrook (Hants) (MBK)	d									0931							
Southampton Central (SOU)	a	0858		0913		0928		0934	0950			0958		1013			
Southampton Central (SOU)	d	0900		0915		0930		0936	0955			1000		1015			
St Denys (SDN)	d							0941									
Swaythling (SWG)	d							0944									
Southampton Airport Parkwy (SOA)	⚓ d	0908		0923		0938		0947	1003			1008		1023			
Portsmouth Harbour (PMH)	⚓ d						0855										
Portsmouth & Southsea (PMS)	d						0900										
Fratton (FTN)	d						0904										
Hilsea (HLS)	d						0908										
Cosham (CSA)	d						0913										
Portchester (PTC)	d						0918										
Fareham (FRM)	d						0924										
Botley (BOE)	d						0932										
Hedge End (HDE)	d						0936										
Eastleigh (ESL)	3 a		0914				0943	0950	1006								
Eastleigh (ESL)	3 d		0914				0943	0951	1014				1014				
Chandlers Ford (CFR)	d							0956	1003								
Romsey (ROM)	a																
Shawford (SHW)	d		0919											1019			
Winchester (WIN)	d	0918	0924a		0932		0948	0953				1018	1024a	1031			
Micheldever (MIC)	d							1001									
Basingstoke (BSK)	a	0934			0947			1011				1034		1046			
Reading (RDG)	7 a				1007									1106			
Fleet (FLE)	a							1023									
Farnborough (Main) (FNB)	a							1028									
Woking (WOK)	a						1020	1038									
Clapham Junction (CLJ)	10 a	1011										1111					
London Waterloo (WAT)	15 a	1020					1047	1106				1120					

NOTES (see introductory pages for explanation of train operator codes and standard symbols)

- a Arrival time
- d Departure time
- B To Manchester Piccadilly
- E From Salisbury
- F To Gloucester

Weymouth, Bournemouth, Yarmouth (IOW), Lymington, Southampton, Portsmouth and Fareham to Winchester and London

Saturdays until 20 September

Operator	SW	SW	SW	SW	SW	SW	SW	SW	GW	XC	B	SW	SW	SW	SW	SW	SW	SW
Days of operation/Notes	□	□	E □	□	□	□	□	□	F	□	□	☰	□	□	□	E □	□	□
1st Class/Reservations/Bus/Ferry																		
Catering facilities																		
Weymouth (WEY)	d	0903						0920		0930				1003				
Upwey (UPW)	d							0924		0935								
Dorchester West (DCW)	a									0943								
Dorchester South (DCH)	d	0913						0933						1013				
Moreton (Dorset) (MTN)	d							0939										
Wool (WOO)	d							0945										
Wareham (WRM)	d	0929						0953						1029				
Holton Heath (HOL)	d							0956										
Hamworthy (HAM)	d	0935						1001						1035				
Poole (POO)	4 a	0940						1006						1040				
Poole (POO)	4 d	0941						0958 1007						1041				
Parkstone (Dorset) (PKS)	d	0945						1002						1045				
Branksome (BSM)	d	0948						1006						1048				
Bournemouth (BMH)	a	0954						1011 1017						1054				
Bournemouth (BMH)	d	0959			1002			1022			1045			1059				1102
Pokesdown (POK)	d				1006			1026										1106
Christchurch (CHR)	d				1010			1030										1110
Hinton Admiral (HNA)	d				1015													1115
New Milton (NWM)	d				1019			1037										1119
Sway (SWY)	d				1024													1124
Yarmouth (I.O.W.) (YMH)	d											1005						
Lymington Pier (LYP)	a											1045						
Lymington Pier (LYP)	d						1027						1057					1127
Lymington Town (LYT)	d						1029						1059					1129
Brockenhurst (BCU)	3 a	1013			1029			1037 1043					1107 1113					1129 1137
Brockenhurst (BCU)	3 d	1014			1030			1044						1114				1130
Beaulieu Road (BEU)	d				1035													
Ashurst New Forest (ANF)	d				1039													1139
Totton (TTN)	d				1044													1144
Redbridge (RDB)	d				1027													1127
Millbrook (Hants) (MBK)	d				1031													1131
Southampton Central (SOU)	a	1028			1034	1053		1058			1113			1128				1134 1152
Southampton Central (SOU)	d	1030			1036	1055		1100			1115			1130				1136 1155
St Denys (SDN)	d				1041													1141
Swaythling (SWG)	d				1044													1144
Southampton Airport Parkway (SOA)	← d	1038			1047	1103		1108				1123			1138			1147 1203
Portsmouth Harbour (PMH)	d		0955															1055
Portsmouth & Southsea (PMS)	d		1000															1100
Fratton (FTN)	d		1004															1104
Hilsea (HLS)	d		1008															1108
Cosham (CSA)	d		1013															1113
Portchester (PTC)	d		1018															1118
Fareham (FRM)	d		1024															1124
Botley (BOE)	d		1032															1132
Hedge End (HDE)	d		1036															1136
Eastleigh (ESL)	3 a		1043	1050	1106				←									1143 1150 1206
Eastleigh (ESL)	3 d		1043	1051	1114				1114									1143 1151 1214
Chandlers Ford (CFR)	d			1056	→													1156 →
Romsey (ROM)	a			1103														1203
Shawford (SHW)	d								1119									
Winchester (WIN)	d	1048	1053					1118	1124a		1132			1148	1153			
Micheldever (MIC)	d		1101												1201			
Basingstoke (BSK)	a		1111					1134			1147				1211			
Reading (RDG)	7 a										1207							
Fleet (FLE)	a		1123															1223
Farnborough (Main) (FNB)	a		1128															1228
Woking (WOK)	a	1120	1138											1220	1238			
Clapham Junction (CLJ)	10 a							1211										
London Waterloo (WAT)	↻ 15 a	1150	1209					1224						1248	1306			

NOTES (see introductory pages for explanation of train operator codes and standard symbols)

- a Arrival time
- d Departure time
- B To Manchester Piccadilly
- E From Salisbury
- F To Gloucester

Weymouth, Bournemouth, Yarmouth (IOW), Lymington, Southampton, Portsmouth and Fareham to Winchester and London

Saturdays until 20 September

Operator	SW	SW	SW	XC B B	SW	SW	SW	SW	SW E	SW	SW	SW	SW	SW	GW F	XC B B	SW
Days of operation/Notes 1st Class/Reservations/Bus/Ferry Catering facilities	□	□	□	□◇ ⚓	⚓	□	□	□	□	□	□	□	□	□	□	□◇ ⚓	⚓
Weymouth (WEY)	d	1020					1103						1120		1130		
Upwey (UPW)	d	1024											1124		1135		
Dorchester West (DCW)	a														1143		
Dorchester South (DCH)	d	1033					1113						1133				
Moreton (Dorset) (MTN)	d	1039											1139				
Wool (WOO)	d	1045											1145				
Wareham (WRM)	d	1053					1129						1153				
Holton Heath (HOL)	d	1056											1156				
Hamworthy (HAM)	d	1101					1135						1201				
Poole (POO)	4 a	1106					1140						1206				
Poole (POO)	4 d	1058	1107				1141						1158	1207			
Parkstone (Dorset) (PKS)	d	1102					1145						1202				
Branksome (BSM)	d	1106					1148						1206				
Bournemouth (BMH)	a	1111	1117				1154						1211	1217			
Bournemouth (BMH)	d	1122		1145			1159			1202			1222			1245	
Pokesdown (POK)	d	1126								1206			1226				
Christchurch (CHR)	d	1130								1210			1230				
Hinton Admiral (HNA)	d									1215							
New Milton (NWM)	d	1137								1219			1237				
Sway (SWY)	d									1224							
Yarmouth (I.O.W.) (YMH)	⚓ d				1105												1205
Lymington Pier (LYP)	⚓ a				1145												1245
Lymington Pier (LYP)	d					1157							1227				
Lymington Town (LYT)	d					1159							1229				
Brockenhurst (BCU)	3 a	1143				1207	1213					1229	1237	1243			
Brockenhurst (BCU)	3 d	1144					1214					1230		1244			
Beaulieu Road (BEU)	d											1235					
Ashurst New Forest (ANF)	d											1239					
Totton (TTN)	d											1244					
Redbridge (RDB)	d									1227							
Millbrook (Hants) (MBK)	d									1231							
Southampton Central (SOU)	a	1158		1211			1228		1234	1251			1258			1313	
Southampton Central (SOU)	d	1200		1215			1230		1236	1255			1300			1315	
St Denys (SDN)	d								1241								
Swaythling (SWG)	d								1244								
Southampton Airport Parkway (SOA)	⚓ d	1208		1223			1238		1247	1303			1308			1323	
Portsmouth Harbour (PMH)	⚓ d							1155									
Portsmouth & Southsea (PMS)	d							1200									
Fratton (FTN)	d							1204									
Hilsea (HLS)	d							1208									
Cosham (CSA)	d							1213									
Portchester (PTC)	d							1218									
Fareham (FRM)	d							1224									
Botley (BOE)	d							1232									
Hedge End (HDE)	d							1236									
Eastleigh (ESL)	3 a			←				1243	1250	1306				←			
Eastleigh (ESL)	3 d			1214				1243	1251	1314				1314			
Chandlers Ford (CFR)	d								1256	→							
Romsey (ROM)	a								1303								
Shawford (SHW)	d			1219												1319	
Winchester (WIN)	d	1218	1224a	1231			1248	1253					1318	1324a		1332	
Micheldever (MIC)	d							1301									
Basingstoke (BSK)	a	1234		1246				1311					1334			1347	
Reading (RDG)	7 a			1306												1409	
Fleet (FLE)	a							1323									
Farnborough (Main) (FNB)	a							1328									
Woking (WOK)	a						1320	1338									
Clapham Junction (CLJ)	10 a	1311											1411				
London Waterloo (WAT)	⚓ 15 a	1320					1349	1404					1420				

NOTES (see introductory pages for explanation of train operator codes and standard symbols)

- a Arrival time
- d Departure time
- B To Manchester Piccadilly
- E From Salisbury
- F To Gloucester

Weymouth, Bournemouth, Yarmouth (IOW), Lymington, Southampton, Portsmouth and Fareham to Winchester and London

Saturdays until 20 September

Operator	SW	SW	SW	SW	SW	SW	SW	SW	SW	SW	XC B	SW	SW	SW	SW	SW	SW	SW
Days of operation/Notes 1st Class/Reservations/Bus/Ferry Catering facilities	□	□	□	E □	□	□	□	□	□	□	□ ◇ ⌘	☰	□	□	□	E □	□	□
Weymouth (WEY)	d	1203							1220					1303				
Upwey (UPW)	d								1224									
Dorchester West (DCW)	a																	
Dorchester South (DCH)	d	1213							1233					1313				
Moreton (Dorset) (MTN)	d								1239									
Wool (WOO)	d								1245									
Wareham (WRM)	d	1229							1253					1329				
Holton Heath (HOL)	d								1256									
Hamworthy (HAM)	d	1235							1301					1335				
Poole (POO)	4 a	1240							1306					1340				
Poole (POO)	4 d	1241							1258 1307					1341				
Parkstone (Dorset) (PKS)	d	1245							1302					1345				
Branksome (BSM)	d	1248							1306					1348				
Bournemouth (BMH)	a	1254							1311 1317					1354				
Bournemouth (BMH)	d	1259				1302			1322		1345			1359				1402
Pokesdown (POK)	d					1306			1326									1406
Christchurch (CHR)	d					1310			1330									1410
Hinton Admiral (HNA)	d					1315												1415
New Milton (NWM)	d					1319			1337									1419
Sway (SWY)	d					1324												1424
Yarmouth (I.O.W.) (YMH)	d											1305						
Lymington Pier (LYP)	a											1345						
Lymington Pier (LYP)	d	1257						1327					1357					1427
Lymington Town (LYT)	d	1259						1329					1359					1429
Brockenhurst (BCU)	3 a	1307	1313			1329	1337		1343				1407	1413				1429
Brockenhurst (BCU)	3 d		1314			1330			1344					1414				1430
Beaulieu Road (BEU)	d																	1435
Ashurst New Forest (ANF)	d					1339												1439
Totton (TTN)	d					1344												1444
Redbridge (RDB)	d					1327												1427
Millbrook (Hants) (MBK)	d					1331												1431
Southampton Central (SOU)	a	1328				1334	1350		1358		1411			1428				1434 1450
Southampton Central (SOU)	d	1330				1336	1355		1400		1415			1430				1436 1455
St Denys (SDN)	d					1341												1441
Swaythling (SWG)	d					1344												1444
Southampton Airport Parkway (SOA)	← d	1338				1347	1403		1408		1423			1438				1447 1503
Portsmouth Harbour (PMH)	d					1255												1355
Portsmouth & Southsea (PMS)	d					1300												1400
Fratton (FTN)	d					1304												1404
Hilsea (HLS)	d					1308												1408
Cosham (CSA)	d					1313												1413
Portchester (PTC)	d					1318												1418
Fareham (FRM)	d					1324												1424
Botley (BOE)	d					1332												1432
Hedge End (HDE)	d					1336												1436
Eastleigh (ESL)	3 a					1343	1350	1406			←							1443 1450 1506
Eastleigh (ESL)	3 d					1343	1351	1414			1414							1443 1451 1514
Chandlers Ford (CFR)	d					1356	←											1456
Romsey (ROM)	a					1403												1503
Shawford (SHW)	d										1419							
Winchester (WIN)	d	1348	1353						1418	1424a	1431			1448	1453			
Micheldever (MIC)	d		1401												1501			
Basingstoke (BSK)	a		1411						1434		1446				1511			
Reading (RDG)	7 a										1505							
Fleet (FLE)	a					1423												1523
Farnborough (Main) (FNB)	a					1428												1528
Woking (WOK)	a	1420	1438											1520	1538			
Clapham Junction (CLJ)	10 a								1511									
London Waterloo (WAT)	15 a	1449	1504						1520					1549	1604			

NOTES (see introductory pages for explanation of train operator codes and standard symbols)

- a Arrival time
- d Departure time
- B To Manchester Piccadilly
- E From Salisbury

Weymouth, Bournemouth, Yarmouth (IOW), Lymington, Southampton, Portsmouth and Fareham to Winchester and London

Saturdays until 20 September

Operator	SW	SW	SW	GW	XC	SW	SW	SW	SW	SW	SW	SW	SW	SW	SW	XC	SW
Days of operation/Notes 1st Class/Reservations/Bus/Ferry Catering facilities	□	□	□	F	B ◇ ⚓	⚓	□	□	□	E □	□	□	□	□	□	B ◇ ⚓	⚓
Weymouth (WEY)	d	1320		1330				1403						1420			
Upwey (UPW)	d	1324		1335										1424			
Dorchester West (DCW)	a			1343													
Dorchester South (DCH)	d	1333						1413						1433			
Moreton (Dorset) (MTN)	d	1339												1439			
Wool (WOO)	d	1345												1445			
Wareham (WRM)	d	1353						1429						1453			
Holton Heath (HOL)	d	1356												1456			
Hamworthy (HAM)	d	1401						1435						1501			
Poole (POO)	4 a	1406						1440						1506			
Poole (POO)	4 d	1358	1407					1441						1458	1507		
Parkstone (Dorset) (PKS)	d	1402						1445						1502			
Branksome (BSM)	d	1406						1448						1506			
Bournemouth (BMH)	a	1411	1417					1454						1511	1517		
Bournemouth (BMH)	d	1422			1445			1459			1502			1522		1545	
Pokesdown (POK)	d	1426								1506				1526			
Christchurch (CHR)	d	1430								1510				1530			
Hinton Admiral (HNA)	d									1515							
New Milton (NWM)	d	1437								1519				1537			
Sway (SWY)	d									1524							
Yarmouth (I.O.W.) (YMH)	⚓ d					1405											1505
Lymington Pier (LYP)	⚓ a					1445											1545
Lymington Pier (LYP)	d							1457					1527				
Lymington Town (LYT)	d							1459					1529				
Brockenhurst (BCU)	3 a	1443						1507	1513			1529	1537	1543			
Brockenhurst (BCU)	3 d	1444							1514			1530		1544			
Beaulieu Road (BEU)	d																
Ashurst New Forest (ANF)	d											1539					
Totton (TTN)	d											1544					
Redbridge (RDB)	d										1527						
Millbrook (Hants) (MBK)	d										1531						
Southampton Central (SOU)	a	1458		1513			1528	1534	1550					1558		1613	
Southampton Central (SOU)	d	1500		1515			1530	1536	1555					1600		1615	
St Denys (SDN)	d							1541									
Swaythling (SWG)	d							1544									
Southampton Airport Parkway (SOA)	← d	1508		1523			1538	1547	1603					1608		1623	
Portsmouth Harbour (PMH)	⚓ d							1455									
Portsmouth & Southsea (PMS)	d							1500									
Fratton (FTN)	d							1504									
Hilsea (HLS)	d							1508									
Cosham (CSA)	d							1513									
Portchester (PTC)	d							1518									
Fareham (FRM)	d							1524									
Botley (BOE)	d							1532									
Hedge End (HDE)	d							1536									
Eastleigh (ESL)	3 a		←					1543	1550	1606					←		
Eastleigh (ESL)	3 d		1514					1543	1551	1614					1614		
Chandlers Ford (CFR)	d							1556	→								
Romsey (ROM)	a							1603									
Shawford (SHW)	d		1519													1619	
Winchester (WIN)	d	1518	1524a		1533		1548	1553						1618	1624a	1631	
Micheldever (MIC)	d							1601									
Basingstoke (BSK)	a	1534			1548			1611						1634		1646	
Reading (RDG)	7 a				1606											1706	
Fleet (FLE)	a									1623							
Farnborough (Main) (FNB)	a									1628							
Woking (WOK)	a						1620	1638									
Clapham Junction (CLJ)	10 a	1611												1711			
London Waterloo (WAT)	⌚ 15 a	1620					1648	1704						1720			

NOTES (see introductory pages for explanation of train operator codes and standard symbols)

- a Arrival time
- d Departure time
- B To Manchester Piccadilly
- E From Salisbury
- F To Gloucester

Weymouth, Bournemouth, Yarmouth (IOW), Lymington, Southampton, Portsmouth and Fareham to Winchester and London

Saturdays until 20 September

Operator	SW	SW	SW	SW	SW	SW	SW	SW	SW	SW	GW	XC	SW	SW	SW	SW	SW	SW	
Days of operation/Notes 1st Class/Reservations/Bus/Ferry Catering facilities	□	□	□	E □	□	□	□	□	□	□	F	B □◇ ⚓	⚓	□	□	□	E □	□	
Weymouth (WEY)	d	1503								1520		1530						1603	
Upwey (UPW)	d									1524		1535							
Dorchester West (DCW)	a											1543							
Dorchester South (DCH)	d	1513								1533								1613	
Moreton (Dorset) (MTN)	d									1539									
Wool (WOO)	d									1545									
Wareham (WRM)	d	1529								1553								1629	
Holton Heath (HOL)	d									1556									
Hamworthy (HAM)	d	1535								1601								1635	
Poole (POO)	4 a	1540								1606								1640	
Poole (POO)	4 d	1541								1558 1607								1641	
Parkstone (Dorset) (PKS)	d	1545								1602								1645	
Branksome (BSM)	d	1548								1606								1648	
Bournemouth (BMH)	a	1554								1611 1617								1654	
Bournemouth (BMH)	d	1559				1602				1622			1645					1659	
Pokesdown (POK)	d					1606				1626									
Christchurch (CHR)	d					1610				1630									
Hinton Admiral (HNA)	d					1615													
New Milton (NWM)	d					1619				1637									
Sway (SWY)	d					1624													
Yarmouth (I.O.W.) (YMH)	⚓ d												1605						
Lymington Pier (LYP)	⚓ a												1645						
Lymington Pier (LYP)	d	1557								1627					1657				
Lymington Town (LYT)	d	1559								1629					1659				
Brockenhurst (BCU)	3 a	1607	1613			1629	1637			1643					1707	1713			
Brockenhurst (BCU)	3 d		1614			1630				1644								1714	
Beaulieu Road (BEU)	d					1635													
Ashurst New Forest (ANF)	d					1639													
Totton (TTN)	d					1644													
Redbridge (RDB)	d					1627													1727
Millbrook (Hants) (MBK)	d					1631													1731
Southampton Central (SOU)	a		1628			1634	1650			1658			1711			1728			1734
Southampton Central (SOU)	d		1630			1636	1655			1700			1715			1730			1736 1741
St Denys (SDN)	d					1641													1741 1746
Swaythling (SWG)	d					1644													1744 1749
Southampton Airport Parkway (SOA)	← d		1638			1647	1703			1708			1723			1738			1747 1752
Portsmouth Harbour (PMH)	⚓ d					1555													1655
Portsmouth & Southsea (PMS)	d					1600													1700
Fratton (FTN)	d					1604													1704
Hilsea (HLS)	d					1608													1708
Cosham (CSA)	d					1613													1713
Portchester (PTC)	d					1618													1718
Fareham (FRM)	d					1624													1724
Botley (BOE)	d					1632													1732
Hedge End (HDE)	d					1636													1736
Eastleigh (ESL)	3 a					1643	1650	1706											1743 1750 1756
Eastleigh (ESL)	3 d					1643	1651	1714											1743 1751 1759
Chandlers Ford (CFR)	d					1656		→											1756
Romsey (ROM)	a					1703													1803
Shawford (SHW)	d												1719						1804
Winchester (WIN)	d		1648	1653						1718	1724a		1732			1748	1753		1810
Micheldever (MIC)	d			1701															1801 1819
Basingstoke (BSK)	a			1711						1734			1747						1811 1829
Reading (RDG)	7 a												1808						
Fleet (FLE)	a			1723															1823
Farnborough (Main) (FNB)	a			1728															1828
Woking (WOK)	a			1720 1738															1820 1838
Clapham Junction (CLJ)	10 a									1811									
London Waterloo (WAT)	⚓ 15 a			1748 1804						1820									1847 1904

NOTES (see introductory pages for explanation of train operator codes and standard symbols)

- a Arrival time
- d Departure time
- B To Manchester Piccadilly
- E From Salisbury
- F To Gloucester

Weymouth, Bournemouth, Yarmouth (IOW), Lymington, Southampton, Portsmouth and Fareham to Winchester and London

Saturdays until 20 September

Operator	SW	SW	SW	SW	SW	XC B	SW	SW	SW	SW	SW	SW	SW	SW	SW	SW	SW	SW	SW		
Days of operation/Notes 1st Class/Reservations/Bus/Ferry Catering facilities	□	□	□	□	□	□◇ ⚓	☞	□	□	□	□	□	□	□	□	□	□	□	□		
Weymouth (WEY)	d				1620														1720	1734	
Upwey (UPW)	d				1624														1724	1739	
Dorchester West (DCW)	a																			1747	
Dorchester South (DCH)	d				1633															1733	
Moreton (Dorset) (MTN)	d				1639															1739	
Wool (WOO)	d				1645															1745	
Wareham (WRM)	d				1653					1729										1753	
Holton Heath (HOL)	d				1656															1756	
Hamworthy (HAM)	d				1701					1735										1801	
Poole (POO)	4 a				1706					1740										1806	
Poole (POO)	4 d				1658	1707				1741										1758	1807
Parkstone (Dorset) (PKS)	d				1702					1745										1802	
Branksome (BSM)	d				1706					1748										1806	
Bournemouth (BMH)	a				1711	1717				1754										1811	1817
Bournemouth (BMH)	d	1702			1722			1745		1759					1802					1822	
Pokesdown (POK)	d	1706			1726										1806					1826	
Christchurch (CHR)	d	1710			1730										1810					1830	
Hinton Admiral (HNA)	d	1715													1815					1837	
New Milton (NWM)	d	1719			1737										1819					1837	
Sway (SWY)	d	1724													1824						
Yarmouth (I.O.W.) (YMH)	d								1705												
Lymington Pier (LYP)	a								1745												
Lymington Pier (LYP)	d		1727							1757										1827	
Lymington Town (LYT)	d		1729							1759										1829	
Brockenhurst (BCU)	3 a	1729	1737		1743					1807	1813				1829	1837				1843	
Brockenhurst (BCU)	3 d	1730			1744						1814				1830					1844	
Beaulieu Road (BEU)	d														1835						
Ashurst New Forest (ANF)	d	1739													1839						
Totton (TTN)	d	1744													1844						
Redbridge (RDB)	d														1827						
Millbrook (Hants) (MBK)	d														1831						
Southampton Central (SOU)	a	1750			1758			1811		1828					1834	1853				1858	
Southampton Central (SOU)	d	1755			1800			1815		1830					1836	1855				1900	
St Denys (SDN)	d														1841						
Swaythling (SWG)	d														1844						
Southampton Airport Parkway (SOA)	← d	1803			1808			1823		1838					1847	1903				1908	
Portsmouth Harbour (PMH)	d														1755						
Portsmouth & Southsea (PMS)	d														1800						
Fratton (FTN)	d														1804						
Hilsea (HLS)	d														1808						
Cosham (CSA)	d														1813						
Portchester (PTC)	d														1818						
Fareham (FRM)	d														1824						
Botley (BOE)	d														1832						
Hedge End (HDE)	d														1836						
Eastleigh (ESL)	3 a	1806													1843	1850	1906				
Eastleigh (ESL)	3 d	1814				1814									1843	1851	1914			1914	
Chandlers Ford (CFR)	d														1856						
Romsey (ROM)	a														1903						
Shawford (SHW)	d					1819														1919	
Winchester (WIN)	d				1818	1824a	1831			1848	1853									1918	1924a
Micheldever (MIC)	d										1901										
Basingstoke (BSK)	a				1834			1846			1911									1934	
Reading (RDG)	7 a							1906													
Fleet (FLE)	a														1923						
Farnborough (Main) (FNB)	a														1928						
Woking (WOK)	a									1920	1938										
Clapham Junction (CLJ)	10 a				1911															2011	
London Waterloo (WAT)	15 a				1920					1946	2004									2020	

NOTES (see introductory pages for explanation of train operator codes and standard symbols)

- a Arrival time
- d Departure time
- B To Manchester Piccadilly
- E From Salisbury
- G To Bristol Temple Meads

Weymouth, Bournemouth, Yarmouth (IOW), Lymington, Southampton, Portsmouth and Fareham to Winchester and London

Saturdays until 20 September

Operator	XC	SW	SW	SW	SW	SW	SW	SW	SW	SW	SW	SW	GW	XC	SW	SW	SW	SW
Days of operation/Notes 1st Class/Reservations/Bus/Ferry Catering facilities	B						E						M	H				J
Weymouth (WEY)	d			1803							1820		1845				1903	
Upwey (UPW)	d										1824		1850					
Dorchester West (DCW)	a												1858					
Dorchester South (DCH)	d			1813							1833						1913	
Moreton (Dorset) (MTN)	d										1839							
Wool (WOO)	d										1845							
Wareham (WRM)	d			1829							1853						1929	
Holton Heath (HOL)	d										1856							
Hamworthy (HAM)	d			1835							1901						1935	
Poole (POO)	4 a			1840							1906						1940	
Poole (POO)	4 d			1841							1858 1907						1941	
Parkstone (Dorset) (PKS)	d			1845							1902						1945	
Branksome (BSM)	d			1848							1906						1948	
Bournemouth (BMH)	a			1854							1911 1917						1954	
Bournemouth (BMH)	d	1845		1859				1902			1922			1945			1959	
Pokesdown (POK)	d							1906			1926							
Christchurch (CHR)	d							1910			1930							
Hinton Admiral (HNA)	d							1915										
New Milton (NWM)	d							1919			1937							
Sway (SWY)	d							1924										
Yarmouth (I.O.W.) (YMH)	d		1805													1905		
Lymington Pier (LYP)	a		1845													1945		
Lymington Pier (LYP)	d			1857					1927								1957	
Lymington Town (LYT)	d			1859					1929								1959	
Brockenhurst (BCU)	3 a			1907	1913			1929	1937		1943			1959			2007	2013
Brockenhurst (BCU)	3 d				1914			1930			1944			2000				2014
Beaulieu Road (BEU)	d																	
Ashurst New Forest (ANF)	d								1939									
Totton (TTN)	d								1944									
Redbridge (RDB)	d							1927										
Millbrook (Hants) (MBK)	d							1931										
Southampton Central (SOU)	a	1911			1928			1934	1950		1958			2013				2028
Southampton Central (SOU)	d	1915			1930			1936	1955		2000			2015				2030
St Denys (SDN)	d							1941										
Swaythling (SWG)	d							1944										
Southampton Airport Parkway (SOA)	d	1923			1938			1947	2003		2008			2023				2038
Portsmouth Harbour (PMH)	d				1855													1955
Portsmouth & Southsea (PMS)	d				1900													2000
Fratton (FTN)	d				1904													2004
Hilsea (HLS)	d				1908													2008
Cosham (CSA)	d				1913													2013
Portchester (PTC)	d				1918													2018
Fareham (FRM)	d				1924													2024
Botley (BOE)	d				1932													2032
Hedge End (HDE)	d				1936													2036
Eastleigh (ESL)	3 a				1943	1950	2006											2043
Eastleigh (ESL)	3 d				1943	1951	2014					2014						2043
Chandlers Ford (CFR)	d					1956												
Romsey (ROM)	a					2003												
Shawford (SHW)	d												2019					
Winchester (WIN)	d	1932			1948	1953					2018	2024a		2032			2048	2053
Micheldever (MIC)	d					2001												2101
Basingstoke (BSK)	a	1947				2013					2034			2047				2115
Reading (RDG)	7 a	2010												2106				
Fleet (FLE)	a					2025												2140
Farnborough (Main) (FNB)	a					2031												2145
Woking (WOK)	a				2020	2040											2120	2158
Clapham Junction (CLJ)	10 a										2110							2226
London Waterloo (WAT)	15 a				2046	2109					2119						2146	2235

NOTES (see introductory pages for explanation of train operator codes and standard symbols)

- a Arrival time
- d Departure time
- B To Manchester Piccadilly
- E From Salisbury
- H To Birmingham New Street
- J Also calls at Hook 2131, Winchfield 2135, Brookwood 2153, Weybridge 2205, Walton-On-Thames 2209 and Surbiton 2215
- M Runs until 13 September. To Bristol Temple Meads

Weymouth, Bournemouth, Yarmouth (IOW), Lymington, Southampton, Portsmouth and Fareham to Winchester and London

Saturdays until 20 September

Operator	SW	SW	SW	SW	SW	SW	GW	SW	SW	SW	SW	GW	SW	SW	GW	SW	SW
Days of operation/Notes	E	□	□	□	□	□	K	□	□	L	E	N	□	□	G	□	□
1st Class/Reservations/Bus/Ferry	□	□	□	□	□	□	□	□	□	□	□	□	□	□	□	□	□
Weymouth (WEY)	d				1920		1938							2010	2040		2057
Upwey (UPW)	d				1924									2014	2045		2101
Dorchester West (DCW)	a						1948								2053		
Dorchester South (DCH)	d				1933									2022			2110
Moreton (Dorset) (MTN)	d				1939									2029			2116
Wool (WOO)	d				1945									2035			2122
Wareham (WRM)	d				1953									2042			2130
Holton Heath (HOL)	d				1956												
Hamworthy (HAM)	d				2001									2049			2136
Poole (POO)	4 a				2006									2053			2141
Poole (POO)	4 d				1958	2007				2040				2054			2142
Parkstone (Dorset) (PKS)	d				2002					2044				2058			2146
Branksome (BSM)	d				2006					2048				2102			2149
Bournemouth (BMH)	a				2011	2017				2054				2108			2155
Bournemouth (BMH)	d		2002		2022					2059				2112			2159
Pokesdown (POK)	d		2006		2026									2116			
Christchurch (CHR)	d		2010		2030									2120			
Hinton Admiral (HNA)	d		2015											2125			
New Milton (NWM)	d		2019		2037									2129			
Sway (SWY)	d		2024											2134			
Yarmouth (I.O.W.) (YMH)	d																
Lymington Pier (LYP)	a																
Lymington Pier (LYP)	d			2027				2057					2127				
Lymington Town (LYT)	d			2029				2059					2129				
Brockenhurst (BCU)	3 a		2029	2037	2043			2107	2113				2137	2138			2213
Brockenhurst (BCU)	3 d		2030		2044				2114					2140			2214
Beaulieu Road (BEU)	d		2035														
Ashurst New Forest (ANF)	d		2039											2147			
Totton (TTN)	d		2044											2152			
Redbridge (RDB)	d	2027											2127				
Millbrook (Hants) (MBK)	d	2031											2131				
Southampton Central (SOU)	a	2034	2050		2058				2128	2134				2158			2228
Southampton Central (SOU)	d	2036	2055		2100				2130	2136				2200			2230
St Denys (SDN)	d	2041								2141							
Swaythling (SWG)	d	2044								2144							
Southampton Airport Parkwy (SOA)	4 d	2047	2103		2108				2138		2147			2208			2238
Portsmouth Harbour (PMH)	d									2055		2123					2155
Portsmouth & Southsea (PMS)	d									2100		2127					2200
Fratton (FTN)	d									2104		2131					2204
Hilsea (HLS)	d									2108							2208
Cosham (CSA)	d									2113							2213
Portchester (PTC)	d									2118							2218
Fareham (FRM)	d									2124		2148					2224
Botley (BOE)	d									2132							2232
Hedge End (HDE)	d									2136							2236
Eastleigh (ESL)	3 a	2050	2106							2143	2150	2201		2211		2243	2242
Eastleigh (ESL)	3 d	2051	2114			2114				2144	2151			2212			2247
Chandlers Ford (CFR)	d	2056									2156						
Romsey (ROM)	a	2103									2203						
Shawford (SHW)	d					2119								2217			
Winchester (WIN)	d				2118	2124a			2148	2153				2223			2256
Micheldever (MIC)	d									2202							
Basingstoke (BSK)	a				2134					2215				2239			2315
Reading (RDG)	7 a																
Fleet (FLE)	a									2240							
Farnborough (Main) (FNB)	a									2245							
Woking (WOK)	a				2154				2219	2258				2300			2335
Clapham Junction (CLJ)	10 a				2214					2327				2323			0001
London Waterloo (WAT)	15 a				2223					2244	2336			2332			0012

NOTES (see introductory pages for explanation of train operator codes and standard symbols)

a Arrival time

d Departure time

E From Salisbury

G To Bristol Temple Meads







K Runs until 13 September. To Swindon

L Also calls at Hook 2231, Winchfield 2235, Brookwood 2253, Weybridge 2305, Walton-On-Thames 2309 and Surbiton 2316

N To Westbury

Weymouth, Bournemouth, Yarmouth (IOW), Lymington, Southampton, Portsmouth and Fareham to Winchester and London

Saturdays until 20 September

Operator	SW	SW	SW	SW	SW	SW	SW	SW
Days of operation/Notes	E		P	P	P	P	P	P
1st Class/Reservations/Bus/Ferry	P							
Weymouth (WEY)	d					2210		2310
Upwey (UPW)	d					2214		2314
Dorchester West (DCW)	a							
Dorchester South (DCH)	d					2222		2322
Moreton (Dorset) (MTN)	d					2229		2329
Wool (WOO)	d					2235		2335
Wareham (WRM)	d					2242		2342
Holton Heath (HOL)	d							
Hamworthy (HAM)	d					2249		2349
Poole (POO)	4 a					2253		2353
Poole (POO)	4 d			2154		2254		2354
Parkstone (Dorset) (PKS)	d			2158		2258		
Branksome (BSM)	d			2201		2302		
Bournemouth (BMH)	a			2207		2307		0003
Bournemouth (BMH)	d			2212		2312		
Pokesdown (POK)	d			2216		2316		
Christchurch (CHR)	d			2220		2320		
Hinton Admiral (HNA)	d			2225		2325		
New Milton (NWM)	d			2229		2329		
Sway (SWY)	d			2234		2334		
Yarmouth (I.O.W.) (YMH)	 d	2105						
Lymington Pier (LYP)	 a	2145						
Lymington Pier (LYP)	d		2203		2236			
Lymington Town (LYT)	d		2205		2238			
Brockenhurst (BCU)	3 a		2213	2238	2246	2338		
Brockenhurst (BCU)	3 d			2239		2339		
Beaulieu Road (BEU)	d							
Ashurst New Forest (ANF)	d			2247		2347		
Totton (TTN)	d			2252		2352		
Redbridge (RDB)	d	2227						
Millbrook (Hants) (MBK)	d	2231						
Southampton Central (SOU)	a	2234		2257		2357		
Southampton Central (SOU)	d	2236		2300		2359		
St Denys (SDN)	d	2241				0004		
Swaythling (SWG)	d	2244				0007		
Southampton Airport Parkwy (SOA)	 d	2247		2308		0010		
Portsmouth Harbour (PMH)	 d						2324	
Portsmouth & Southsea (PMS)	d						2328	
Fratton (FTN)	d						2332	
Hilsea (HLS)	d						2336	
Cosham (CSA)	d						2342	
Portchester (PTC)	d						2347	
Fareham (FRM)	d						2353	
Botley (BOE)	d						0001	
Hedge End (HDE)	d						0005	
Eastleigh (ESL)	3 a	2250		2311		0014	0011	
Eastleigh (ESL)	3 d	2251		2313			0018	
Chandlers Ford (CFR)	d	2256						
Romsey (ROM)	a	2303						
Shawford (SHW)	d			2319				
Winchester (WIN)	d			2325			0028a	
Micheldever (MIC)	d			2333				
Basingstoke (BSK)	a			2343				
Reading (RDG)	7 a							
Fleet (FLE)	a			0001				
Farnborough (Main) (FNB)	a			0006				
Woking (WOK)	a			0018				
Clapham Junction (CLJ)	10 a			0053				
London Waterloo (WAT)	 15 a			0103				

NOTES (see introductory pages for explanation of train operator codes and standard symbols)

a Arrival time

d Departure time

E From Salisbury

P Also calls at Hook 2351, Winchfield 2355, Brookwood 0013, West Byfleet 0024, Weybridge 0029, Walton-On-Thames 0033, Surbiton 0039 and Wimbledon 0047

Weymouth, Bournemouth, Yarmouth (IOW), Lymington, Southampton, Portsmouth and Fareham to Winchester and London

Saturdays from 27 September

Operator	SW A	XC B	SW A	SW	SW C	SW	SW	XC B	SW D	SW	SW	SW	SW	SW	XC B	SW	SW
Days of operation/Notes 1st Class/Reservations/Bus/Ferry Catering facilities	□	□◇ ⚓	□	□	□	□	□	□◇ ⚓	□	□	□	□	□	□	□◇ ⚓	□	□
Weymouth (WEY)	d															0537	
Upwey (UPW)	d																
Dorchester West (DCW)	a																
Dorchester South (DCH)	d															0547	
Moreton (Dorset) (MTN)	d																
Wool (WOO)	d															0558	
Wareham (WRM)	d															0606	
Holton Heath (HOL)	d															0610	
Hamworthy (HAM)	d															0615	
Poole (POO)	4 a															0620	
Poole (POO)	4 d									0525						0621	
Parkstone (Dorset) (PKS)	d									0529						0625	
Branksome (BSM)	d									0533						0629	
Bournemouth (BMH)	a									0538						0635	
Bournemouth (BMH)	d									0540					0635	0639	
Pokesdown (POK)	d									0544						0643	
Christchurch (CHR)	d									0548						0647	
Hinton Admiral (HNA)	d									0553						0652	
New Milton (NWM)	d									0557						0657	
Sway (SWY)	d									0602						0702	
Yarmouth (I.O.W.) (YMH)	d	⚓															
Lymington Pier (LYP)	a	⚓															
Lymington Pier (LYP)	d												0627				
Lymington Town (LYT)	d												0629				
Brockenhurst (BCU)	3 a									0608			0637			0707	
Brockenhurst (BCU)	3 d									0609						0708	
Beaulieu Road (BEU)	d																
Ashurst New Forest (ANF)	d									0616						0716	
Totton (TTN)	d									0621						0721	
Redbridge (RDB)	d								0616								
Millbrook (Hants) (MBK)	d								0620								
Southampton Central (SOU)	a								0623	0629		←			0704	0728	
Southampton Central (SOU)	d	0508	0515		0526	0557		0615	0635	0630			0635	0700	0715	0730	
St Denys (SDN)	d				0531				→				0640				
Swaythling (SWG)	d				0535								0643				
Southampton Airport Parkway (SOA)	← d	0516	0523		0538	0605		0624		0638			0646		0708	0723	0738
Portsmouth Harbour (PMH)	d						0540					0555					0655
Portsmouth & Southsea (PMS)	d						0544					0600					0700
Fratton (FTN)	d						0548					0604					0704
Hilsea (HLS)	d											0608					0708
Cosham (CSA)	d				0509			0556				0613					0713
Portchester (PTC)	d				0513							0618					0718
Fareham (FRM)	d				0520			0605				0624					0724
Botley (BOE)	d				0527							0632					0732
Hedge End (HDE)	d				0532							0636					0736
Eastleigh (ESL)	3 a	0520	←	0538	0542	0608	0618					0643	0650		0711		0743
Eastleigh (ESL)	3 d	0524		0524	0543	0609						0643	0650		0713		0743
Chandlers Ford (CFR)	d	→											0655				
Romsey (ROM)	a												0703				
Shawford (SHW)	d				0549							0649			0718		
Winchester (WIN)	d		0531	0536	0557c	0621		0632		0648	0655			0725	0731	0748	0753
Micheldever (MIC)	d				0607						0704						0801
Basingstoke (BSK)	a		0546	0553	0618	0639		0647		0704	0714			0741	0746		0811
Reading (RDG)	7 a		0609					0706							0805		
Fleet (FLE)	a			0610	0640							0725					0823
Farnborough (Main) (FNB)	a			0616	0645							0731					0829
Woking (WOK)	a			0630	0658	0659					0723	0740				0822	0839
Clapham Junction (CLJ)	10 a			0650	0729						0743			0822			
London Waterloo (WAT)	↻ 15 a			0659	0738	0729					0752	0805			0831	0848	0904

NOTES (see introductory pages for explanation of train operator codes and standard symbols)

- a Arrival time
- d Departure time
- c Arrives 3 minutes earlier
- A Also calls at Hook 0601, Winchfield 0605 and Brookwood 0623
- B To Manchester Piccadilly
- C Also calls at Hook 0631, Winchfield 0635, Brookwood 0653, Weybridge 0705, Walton-On-Thames 0709 and Surbiton 0718
- D From Romsey

Weymouth, Bournemouth, Yarmouth (IOW), Lymington, Southampton, Portsmouth and Fareham to Winchester and London

Saturdays from 27 September

Operator	SW	SW	SW	SW	SW	SW	XC	GW	SW	SW	SW	SW	SW	SW	SW	SW
Days of operation/Notes 1st Class/Reservations/Bus/Ferry Catering facilities	E	□	□	□	□	□	B □ ◇ ⚓	F		□	E	□	□	E	□	□
Weymouth (WEY)	d				0612			0638				0652				
Upwey (UPW)	d				0616			0643				0656				
Dorchester West (DCW)	a							0651								
Dorchester South (DCH)	d				0624							0704				
Moreton (Dorset) (MTN)	d				0631							0711				
Wool (WOO)	d				0637							0717				
Wareham (WRM)	d				0645							0725				
Holton Heath (HOL)	d				0649							0729				
Hamworthy (HAM)	d				0654							0734				
Poole (POO)	4 a				0659							0739				
Poole (POO)	4 d				0700							0740				
Parkstone (Dorset) (PKS)	d				0651							0744				
Branksome (BSM)	d				0654							0747				
Bournemouth (BMH)	a				0659							0753				
Bournemouth (BMH)	d				0702			0745				0757				0802
Pokesdown (POK)	d				0706											0806
Christchurch (CHR)	d				0710											0810
Hinton Admiral (HNA)	d				0715											0815
New Milton (NWM)	d				0719											0819
Sway (SWY)	d				0724											0824
Yarmouth (I.O.W.) (YMH)	d								0655							
Lymington Pier (LYP)	a								0735							
Lymington Pier (LYP)	d				0657						0757					0827
Lymington Town (LYT)	d				0659						0759					0829
Brockenhurst (BCU)	3 a				0707	0730	0737	0741			0807		0813			0829
Brockenhurst (BCU)	3 d				0731			0742					0814			0830
Beaulieu Road (BEU)	d															0835
Ashurst New Forest (ANF)	d				0738											0839
Totton (TTN)	d				0743											0844
Redbridge (RDB)	d	0721										0821				
Millbrook (Hants) (MBK)	d	0724										0824				
Southampton Central (SOU)	a	0730			0752			0813				0827	0828			0852
Southampton Central (SOU)	d	0736			0755			0815				0835	0830			0855
St Denys (SDN)	d	0741											0835			0840
Swaythling (SWG)	d	0744														0843
Southampton Airport Parkway (SOA)	d	0747			0803			0823					0838			0846
0903																
Portsmouth Harbour (PMH)	d												0755			
Portsmouth & Southsea (PMS)	d												0800			
Fratton (FTN)	d												0804			
Hilsea (HLS)	d												0808			
Cosham (CSA)	d												0813			
Portchester (PTC)	d												0818			
Fareham (FRM)	d												0824			
Botley (BOE)	d												0832			
Hedge End (HDE)	d												0836			
Eastleigh (ESL)	3 a	0750			0806								0843	0849	0906	
Eastleigh (ESL)	3 d	0751			0812			0812					0843	0850	0914	
Chandlers Ford (CFR)	d	0756												0855		
Romsey (ROM)	a	0803												0903		
Shawford (SHW)	d							0817								
Winchester (WIN)	d				0818	0822a	0831					0848	0853			
Micheldever (MIC)	d												0901			
Basingstoke (BSK)	a				0834			0846					0911			
Reading (RDG)	7 a							0907								
Fleet (FLE)	a															0923
Farnborough (Main) (FNB)	a															0928
Woking (WOK)	a												0920			0938
Clapham Junction (CLJ)	10 a				0911											
London Waterloo (WAT)	15 a				0920								0948	1004		

NOTES (see introductory pages for explanation of train operator codes and standard symbols)

- a Arrival time
- d Departure time
- B To Manchester Piccadilly
- E From Salisbury
- F To Gloucester

Weymouth, Bournemouth, Yarmouth (IOW), Lymington, Southampton, Portsmouth and Fareham to Winchester and London

Saturdays from 27 September

Operator	SW	SW	SW	GW	XC	SW	SW	SW	SW	SW	SW	SW	SW	SW	XC	SW	SW
Days of operation/Notes 1st Class/Reservations/Bus/Ferry Catering facilities	□	□	□	F	B ◇ ⌘	□	□	□	E □	□	□	□	□	□	B ◇ ⌘	⚓	□
Weymouth (WEY)	d	0717		0733			0800						0820				
Upwey (UPW)	d	0721		0738									0824				
Dorchester West (DCW)	a			0746													
Dorchester South (DCH)	d	0729					0810						0833				
Moreton (Dorset) (MTN)	d	0736											0840				
Wool (WOO)	d	0742											0846				
Wareham (WRM)	d	0751					0827						0853				
Holton Heath (HOL)	d	0754											0856				
Hamworthy (HAM)	d	0759					0833						0901				
Poole (POO)	4 a	0804					0838						0906				
Poole (POO)	4 d	0758	0805				0839						0858	0907			
Parkstone (Dorset) (PKS)	d	0802					0843						0902				
Branksome (BSM)	d	0806					0847						0906				
Bournemouth (BMH)	a	0811	0816				0853						0911	0917			
Bournemouth (BMH)	d	0820			0845		0857			0902			0922		0945		
Pokesdown (POK)	d	0824								0906			0926				
Christchurch (CHR)	d	0828								0910			0930				
Hinton Admiral (HNA)	d									0915							
New Milton (NWM)	d	0835								0919			0937				
Sway (SWY)	d									0924							
Yarmouth (I.O.W.) (YMH)	⚓ d															0905	
Lymington Pier (LYP)	⚓ a															0945	
Lymington Pier (LYP)	d					0857				0927							0957
Lymington Town (LYT)	d					0859				0929							0959
Brockenhurst (BCU)	3 a	0843				0907	0913			0929	0937		0943		0959		1007
Brockenhurst (BCU)	3 d	0844					0914			0930			0944		1000		
Beaulieu Road (BEU)	d																
Ashurst New Forest (ANF)	d									0939							
Totton (TTN)	d									0944							
Redbridge (RDB)	d									0927							
Millbrook (Hants) (MBK)	d									0931							
Southampton Central (SOU)	a	0858		0913		0928		0934	0950			0958		1013			
Southampton Central (SOU)	d	0900		0915		0930		0936	0955			1000		1015			
St Denys (SDN)	d							0941									
Swaythling (SWG)	d							0944									
Southampton Airport Parkwy (SOA)	⚓ d	0908		0923		0938		0947	1003			1008		1023			
Portsmouth Harbour (PMH)	⚓ d						0855										
Portsmouth & Southsea (PMS)	d						0900										
Fratton (FTN)	d						0904										
Hilsea (HLS)	d						0908										
Cosham (CSA)	d						0913										
Portchester (PTC)	d						0918										
Fareham (FRM)	d						0924										
Botley (BOE)	d						0932										
Hedge End (HDE)	d						0936										
Eastleigh (ESL)	3 a		←				0943	0950	1006					←			
Eastleigh (ESL)	3 d		0914				0943	0951	1014					1014			
Chandlers Ford (CFR)	d							0956	→								
Romsey (ROM)	a							1003									
Shawford (SHW)	d		0919											1019			
Winchester (WIN)	d	0918	0924a		0932		0948	0953				1018	1024a	1031			
Micheldever (MIC)	d							1001									
Basingstoke (BSK)	a	0934			0947			1011				1034		1046			
Reading (RDG)	7 a				1007											1106	
Fleet (FLE)	a							1023									
Farnborough (Main) (FNB)	a							1028									
Woking (WOK)	a						1020	1038									
Clapham Junction (CLJ)	10 a	1011										1111					
London Waterloo (WAT)	⚓ 15 a	1020					1047	1106					1120				

NOTES (see introductory pages for explanation of train operator codes and standard symbols)

- a Arrival time
- d Departure time
- B To Manchester Piccadilly
- E From Salisbury
- F To Gloucester

Weymouth, Bournemouth, Yarmouth (IOW), Lymington, Southampton, Portsmouth and Fareham to Winchester and London

Saturdays from 27 September

Operator	SW	SW	SW	SW	SW	SW	SW	SW	GW	XC	B	SW	SW	SW	SW	SW	SW	SW
Days of operation/Notes	□	□	E □	□	□	□	□	□	F	□	□	☰	□	□	□	E □	□	□
1st Class/Reservations/Bus/Ferry																		
Catering facilities																		
Weymouth (WEY)	d	0900						0920		0930				1003				
Upwey (UPW)	d							0924		0935								
Dorchester West (DCW)	a									0943								
Dorchester South (DCH)	d	0910						0933						1013				
Moreton (Dorset) (MTN)	d							0940										
Wool (WOO)	d							0946										
Wareham (WRM)	d	0927						0953						1029				
Holton Heath (HOL)	d							0956										
Hamworthy (HAM)	d	0933						1001						1035				
Poole (POO)	4 a	0938						1006						1040				
Poole (POO)	4 d	0939						0958 1007						1041				
Parkstone (Dorset) (PKS)	d	0943						1002						1045				
Branksome (BSM)	d	0947						1006						1048				
Bournemouth (BMH)	a	0953						1011 1017						1054				
Bournemouth (BMH)	d	0957			1002			1022			1045			1058				1102
Pokesdown (POK)	d				1006			1026										1106
Christchurch (CHR)	d				1010			1030										1110
Hinton Admiral (HNA)	d				1015													1115
New Milton (NWM)	d				1019			1037										1119
Sway (SWY)	d				1024													1124
Yarmouth (I.O.W.) (YMH)	d											1005						
Lymington Pier (LYP)	a											1045						
Lymington Pier (LYP)	d						1027						1057					1127
Lymington Town (LYT)	d						1029						1059					1129
Brockenhurst (BCU)	3 a	1013			1029			1037 1043					1107 1113					1129 1137
Brockenhurst (BCU)	3 d	1014			1030			1044						1114				1130
Beaulieu Road (BEU)	d				1035													
Ashurst New Forest (ANF)	d				1039													1139
Totton (TTN)	d				1044													1144
Redbridge (RDB)	d				1027													1127
Millbrook (Hants) (MBK)	d				1031													1131
Southampton Central (SOU)	a	1028			1034	1053		1058			1113			1128				1134 1152
Southampton Central (SOU)	d	1030			1036	1055		1100			1115			1130				1136 1155
St Denys (SDN)	d				1041													1141
Swaythling (SWG)	d				1044													1144
Southampton Airport Parkway (SOA)	← d	1038			1047	1103		1108				1123			1138			1147 1203
Portsmouth Harbour (PMH)	d		0955															1055
Portsmouth & Southsea (PMS)	d		1000															1100
Fratton (FTN)	d		1004															1104
Hilsea (HLS)	d		1008															1108
Cosham (CSA)	d		1013															1113
Portchester (PTC)	d		1018															1118
Fareham (FRM)	d		1024															1124
Botley (BOE)	d		1032															1132
Hedge End (HDE)	d		1036															1136
Eastleigh (ESL)	3 a		1043	1050	1106				←									1143 1150 1206
Eastleigh (ESL)	3 d		1043	1051	1114				1114									1143 1151 1214
Chandlers Ford (CFR)	d			1056	→													1156 →
Romsey (ROM)	a			1103														1203
Shawford (SHW)	d								1119									
Winchester (WIN)	d	1048	1053					1118	1124a		1132			1148	1153			
Micheldever (MIC)	d		1101												1201			
Basingstoke (BSK)	a		1111					1134			1147				1211			
Reading (RDG)	7 a										1207							
Fleet (FLE)	a		1123															1223
Farnborough (Main) (FNB)	a		1128															1228
Woking (WOK)	a	1120	1138											1220	1238			
Clapham Junction (CLJ)	10 a							1211										
London Waterloo (WAT)	↻ 15 a	1150	1209					1224						1248	1306			

NOTES (see introductory pages for explanation of train operator codes and standard symbols)

- a Arrival time
- d Departure time
- B To Manchester Piccadilly
- E From Salisbury
- F To Gloucester

Weymouth, Bournemouth, Yarmouth (IOW), Lymington, Southampton, Portsmouth and Fareham to Winchester and London

Saturdays from 27 September

Operator	SW	SW	SW	XC B B B	SW B	SW	SW	SW	SW E	SW	SW	SW	SW	SW	SW	GW F	XC B B	SW B
Days of operation/Notes 1st Class/Reservations/Bus/Ferry Catering facilities	□	□	□	□ ◇ ⚓	⚓	□	□	□	□	□	□	□	□	□	□	□	□ ◇ ⚓	□ ◇ ⚓
Weymouth (WEY)	d	1017						1100							1117		1130	
Upwey (UPW)	d	1021													1121		1135	
Dorchester West (DCW)	a															1143		
Dorchester South (DCH)	d	1030						1110							1130			
Moreton (Dorset) (MTN)	d	1036													1136			
Wool (WOO)	d	1042													1142			
Wareham (WRM)	d	1051						1127							1151			
Holton Heath (HOL)	d	1054													1154			
Hamworthy (HAM)	d	1059						1133							1159			
Poole (POO)	4 a	1104						1138							1204			
Poole (POO)	4 d	1058	1105					1139							1158	1205		
Parkstone (Dorset) (PKS)	d	1102						1143							1202			
Branksome (BSM)	d	1106						1147							1206			
Bournemouth (BMH)	a	1111	1116					1153							1211	1216		
Bournemouth (BMH)	d	1120		1145				1157				1202		1220			1245	
Pokesdown (POK)	d	1124										1206		1224				
Christchurch (CHR)	d	1128										1210		1228				
Hinton Admiral (HNA)	d											1215						
New Milton (NWM)	d	1135										1219		1235				
Sway (SWY)	d											1224						
Yarmouth (I.O.W.) (YMH)	d				1105													1205
Lymington Pier (LYP)	a				1145													1245
Lymington Pier (LYP)	d					1157								1227				
Lymington Town (LYT)	d					1159								1229				
Brockenhurst (BCU)	3 a	1143				1207	1213					1229	1237	1243				
Brockenhurst (BCU)	3 d	1144					1214					1230		1244				
Beaulieu Road (BEU)	d											1235						
Ashurst New Forest (ANF)	d											1239						
Totton (TTN)	d											1244						
Redbridge (RDB)	d											1227						
Millbrook (Hants) (MBK)	d											1231						
Southampton Central (SOU)	a	1158		1211			1228		1234	1251				1258			1313	
Southampton Central (SOU)	d	1200		1215			1230		1236	1255				1300			1315	
St Denys (SDN)	d								1241									
Swaythling (SWG)	d								1244									
Southampton Airport Parkway (SOA)	← d	1208		1223			1238		1247	1303				1308			1323	
Portsmouth Harbour (PMH)	d							1155										
Portsmouth & Southsea (PMS)	d							1200										
Fratton (FTN)	d							1204										
Hilsea (HLS)	d							1208										
Cosham (CSA)	d							1213										
Portchester (PTC)	d							1218										
Fareham (FRM)	d							1224										
Botley (BOE)	d							1232										
Hedge End (HDE)	d							1236										
Eastleigh (ESL)	3 a			←				1243	1250	1306						←		
Eastleigh (ESL)	3 d			1214				1243	1251	1314						1314		
Chandlers Ford (CFR)	d								1256	→								
Romsey (ROM)	a								1303									
Shawford (SHW)	d			1219												1319		
Winchester (WIN)	d	1218	1224a	1231			1248	1253						1318	1324a		1332	
Micheldever (MIC)	d							1301										
Basingstoke (BSK)	a	1234		1246				1311						1334			1347	
Reading (RDG)	7 a			1306													1409	
Fleet (FLE)	a							1323										
Farnborough (Main) (FNB)	a							1328										
Woking (WOK)	a						1320	1338										
Clapham Junction (CLJ)	10 a	1311												1411				
London Waterloo (WAT)	↻ 15 a	1320					1349	1404						1420				

NOTES (see introductory pages for explanation of train operator codes and standard symbols)

- a Arrival time
- d Departure time
- B To Manchester Piccadilly
- E From Salisbury
- F To Gloucester

Weymouth, Bournemouth, Yarmouth (IOW), Lymington, Southampton, Portsmouth and Fareham to Winchester and London

Saturdays from 27 September

Operator	SW	SW	SW	SW	SW	SW	SW	SW	SW	SW	XC B	SW	SW	SW	SW	SW	SW	SW
Days of operation/Notes 1st Class/Reservations/Bus/Ferry Catering facilities	□	□	□	E □	□	□	□	□	□	□	□ ◇ ⌘	☰	□	□	□	E □	□	□
Weymouth (WEY)	d	1200							1217						1300			
Upwey (UPW)	d								1221									
Dorchester West (DCW)	a																	
Dorchester South (DCH)	d	1210							1230						1310			
Moreton (Dorset) (MTN)	d								1236									
Wool (WOO)	d								1242									
Wareham (WRM)	d	1227							1251						1327			
Holton Heath (HOL)	d								1254									
Hamworthy (HAM)	d	1233							1259						1333			
Poole (POO)	4 a	1238							1304						1338			
Poole (POO)	4 d	1239							1258 1305						1339			
Parkstone (Dorset) (PKS)	d	1243							1302						1343			
Branksome (BSM)	d	1247							1306						1347			
Bournemouth (BMH)	a	1253							1311 1316						1353			
Bournemouth (BMH)	d	1257					1302		1320			1345			1357			1402
Pokesdown (POK)	d						1306		1324									1406
Christchurch (CHR)	d						1310		1328									1410
Hinton Admiral (HNA)	d						1315											1415
New Milton (NWM)	d						1319		1335									1419
Sway (SWY)	d						1324											1424
Yarmouth (I.O.W.) (YMH)	☰ d											1305						
Lymington Pier (LYP)	☰ a											1345						
Lymington Pier (LYP)	d	1257							1327					1357				1427
Lymington Town (LYT)	d	1259							1329					1359				1429
Brockenhurst (BCU)	3 a	1307	1313				1329	1337	1343					1407	1413			1429
Brockenhurst (BCU)	3 d		1314				1330		1344						1414			1430
Beaulieu Road (BEU)	d																	1435
Ashurst New Forest (ANF)	d						1339											1439
Totton (TTN)	d						1344											1444
Redbridge (RDB)	d						1327											1427
Millbrook (Hants) (MBK)	d						1331											1431
Southampton Central (SOU)	a		1328				1334	1350		1358		1411			1428			1434 1450
Southampton Central (SOU)	d		1330				1336	1355		1400		1415			1430			1436 1455
St Denys (SDN)	d						1341											1441
Swaythling (SWG)	d						1344											1444
Southampton Airport Parkwy (SOA)	← d		1338				1347	1403		1408		1423			1438			1447 1503
Portsmouth Harbour (PMH)	☰ d						1255											1355
Portsmouth & Southsea (PMS)	d						1300											1400
Fratton (FTN)	d						1304											1404
Hilsea (HLS)	d						1308											1408
Cosham (CSA)	d						1313											1413
Portchester (PTC)	d						1318											1418
Fareham (FRM)	d						1324											1424
Botley (BOE)	d						1332											1432
Hedge End (HDE)	d						1336											1436
Eastleigh (ESL)	3 a						1343	1350	1406		←							1443 1450 1506
Eastleigh (ESL)	3 d						1343	1351	1414			1414						1443 1451 1514
Chandlers Ford (CFR)	d						1356	←										1456
Romsey (ROM)	a						1403											1503
Shawford (SHW)	d											1419						
Winchester (WIN)	d		1348	1353						1418	1424a	1431			1448	1453		
Micheldever (MIC)	d			1401												1501		
Basingstoke (BSK)	a			1411						1434		1446				1511		
Reading (RDG)	7 a											1505						
Fleet (FLE)	a			1424														1523
Farnborough (Main) (FNB)	a			1430														1528
Woking (WOK)	a		1420	1439											1520	1538		
Clapham Junction (CLJ)	10 a									1511								
London Waterloo (WAT)	⌚ 15 a		1449	1504						1520					1549	1604		

NOTES (see introductory pages for explanation of train operator codes and standard symbols)

- a Arrival time
- d Departure time
- B To Manchester Piccadilly
- E From Salisbury

Weymouth, Bournemouth, Yarmouth (IOW), Lymington, Southampton, Portsmouth and Fareham to Winchester and London

Saturdays from 27 September

Operator	SW	SW	SW	GW	XC	SW	SW	SW	SW	SW	SW	SW	SW	SW	SW	XC	SW
Days of operation/Notes 1st Class/Reservations/Bus/Ferry Catering facilities	□	□	□	F	B ◇ ⚓	⚓	□	□	□	E □	□	□	□	□	□	B ◇ ⚓	⚓
Weymouth (WEY)	d	1317		1330				1400						1417			
Upwey (UPW)	d	1321		1335										1421			
Dorchester West (DCW)	a			1343													
Dorchester South (DCH)	d	1330						1410						1430			
Moreton (Dorset) (MTN)	d	1336												1436			
Wool (WOO)	d	1342												1442			
Wareham (WRM)	d	1351						1427						1451			
Holton Heath (HOL)	d	1354												1454			
Hamworthy (HAM)	d	1359						1433						1459			
Poole (POO)	4 a	1404						1438						1504			
Poole (POO)	4 d	1358	1405					1439						1458	1505		
Parkstone (Dorset) (PKS)	d	1402						1443						1502			
Branksome (BSM)	d	1406						1447						1506			
Bournemouth (BMH)	a	1411	1416					1453						1511	1516		
Bournemouth (BMH)	d	1420			1445			1457			1502			1520		1545	
Pokesdown (POK)	d	1424									1506			1524			
Christchurch (CHR)	d	1428									1510			1528			
Hinton Admiral (HNA)	d										1515						
New Milton (NWM)	d	1435									1519			1535			
Sway (SWY)	d										1524						
Yarmouth (I.O.W.) (YMH)	⚓ d					1405											1505
Lymington Pier (LYP)	⚓ a					1445											1545
Lymington Pier (LYP)	d							1457					1527				
Lymington Town (LYT)	d							1459					1529				
Brockenhurst (BCU)	3 a	1443						1507	1513			1529	1537	1543			
Brockenhurst (BCU)	3 d	1444							1514			1530		1544			
Beaulieu Road (BEU)	d																
Ashurst New Forest (ANF)	d											1539					
Totton (TTN)	d											1544					
Redbridge (RDB)	d											1527					
Millbrook (Hants) (MBK)	d											1531					
Southampton Central (SOU)	a	1458		1513				1528			1534	1550		1558		1613	
Southampton Central (SOU)	d	1500		1515				1530			1536	1555		1600		1615	
St Denys (SDN)	d										1541						
Swaythling (SWG)	d										1544						
Southampton Airport Parkway (SOA)	← d	1508		1523				1538			1547	1603		1608		1623	
Portsmouth Harbour (PMH)	⚓ d									1455							
Portsmouth & Southsea (PMS)	d									1500							
Fratton (FTN)	d									1504							
Hilsea (HLS)	d									1508							
Cosham (CSA)	d									1513							
Portchester (PTC)	d									1518							
Fareham (FRM)	d									1524							
Botley (BOE)	d									1532							
Hedge End (HDE)	d									1536							
Eastleigh (ESL)	3 a		←							1543	1550	1606			←		
Eastleigh (ESL)	3 d		1514							1543	1551	1614			1614		
Chandlers Ford (CFR)	d										1556	→					
Romsey (ROM)	a										1603						
Shawford (SHW)	d		1519													1619	
Winchester (WIN)	d	1518	1524a		1533			1548	1553					1618	1624a	1631	
Micheldever (MIC)	d								1601								
Basingstoke (BSK)	a	1534			1548				1611					1634		1646	
Reading (RDG)	7 a				1606											1706	
Fleet (FLE)	a									1623							
Farnborough (Main) (FNB)	a									1628							
Woking (WOK)	a							1620	1638								
Clapham Junction (CLJ)	10 a	1611												1711			
London Waterloo (WAT)	⌚ 15 a	1620						1648	1704					1720			

NOTES (see introductory pages for explanation of train operator codes and standard symbols)

- a Arrival time
- d Departure time
- B To Manchester Piccadilly
- E From Salisbury
- F To Gloucester

Weymouth, Bournemouth, Yarmouth (IOW), Lymington, Southampton, Portsmouth and Fareham to Winchester and London

Saturdays from 27 September

Operator	SW	SW	SW	SW	SW	SW	SW	SW	SW	SW	GW	XC	SW	SW	SW	SW	SW	SW
Days of operation/Notes 1st Class/Reservations/Bus/Ferry Catering facilities	□	□	□	E □	□	□	□	□	□	□	F	B □◇ ⚓	⚓	□	□	□	E □	□
Weymouth (WEY)	d	1500							1518		1530							
Upwey (UPW)	d								1522		1535							
Dorchester West (DCW)	a										1543							
Dorchester South (DCH)	d	1510							1530									
Moreton (Dorset) (MTN)	d								1537									
Wool (WOO)	d								1543									
Wareham (WRM)	d	1527							1551									
Holton Heath (HOL)	d								1554									
Hamworthy (HAM)	d	1533							1559									
Poole (POO)	4 a	1538							1604									
Poole (POO)	4 d	1539							1558 1605									
Parkstone (Dorset) (PKS)	d	1543							1602									
Branksome (BSM)	d	1547							1606									
Bournemouth (BMH)	a	1553							1611 1616									
Bournemouth (BMH)	d	1557						1602	1620			1645						
Pokesdown (POK)	d							1606	1624									
Christchurch (CHR)	d							1610	1628									
Hinton Admiral (HNA)	d							1615										
New Milton (NWM)	d							1619	1635									
Sway (SWY)	d							1624										
Yarmouth (I.O.W.) (YMH)	⚓ d												1605					
Lymington Pier (LYP)	⚓ a												1645					
Lymington Pier (LYP)	d	1557							1627						1657			
Lymington Town (LYT)	d	1559							1629						1659			
Brockenhurst (BCU)	3 a	1607	1613						1629 1637	1643					1707	1713		
Brockenhurst (BCU)	3 d		1614						1630	1644							1714	
Beaulieu Road (BEU)	d								1635									
Ashurst New Forest (ANF)	d								1639									
Totton (TTN)	d								1644									
Redbridge (RDB)	d							1627										1727
Millbrook (Hants) (MBK)	d							1631										1731
Southampton Central (SOU)	a		1628					1634	1650	1658			1711			1728		1734
Southampton Central (SOU)	d		1630					1636	1655	1700			1715			1730		1736 1741
St Denys (SDN)	d							1641										1741 1746
Swaythling (SWG)	d							1644										1744 1749
Southampton Airport Parkway (SOA)	← d		1638					1647	1703	1708			1723			1738		1747 1752
Portsmouth Harbour (PMH)	⚓ d							1555										1655
Portsmouth & Southsea (PMS)	d							1600										1700
Fratton (FTN)	d							1604										1704
Hilsea (HLS)	d							1608										1708
Cosham (CSA)	d							1613										1713
Portchester (PTC)	d							1618										1718
Fareham (FRM)	d							1624										1724
Botley (BOE)	d							1632										1732
Hedge End (HDE)	d							1636										1736
Eastleigh (ESL)	3 a							1643	1650 1706									1743 1750 1756
Eastleigh (ESL)	3 d							1643	1651 1714				1714					1743 1751 1759
Chandlers Ford (CFR)	d							1656	→									1756
Romsey (ROM)	a							1703										1803
Shawford (SHW)	d												1719					1804
Winchester (WIN)	d		1648	1653						1718	1724a		1732			1748	1753	1810
Micheldever (MIC)	d			1701														1801 1819
Basingstoke (BSK)	a			1711						1734			1747					1811 1829
Reading (RDG)	7 a												1808					
Fleet (FLE)	a																	1823
Farnborough (Main) (FNB)	a																	1828
Woking (WOK)	a			1720	1738													1820 1838
Clapham Junction (CLJ)	10 a									1811								
London Waterloo (WAT)	⚓ 15 a			1748	1804					1820								1847 1904

NOTES (see introductory pages for explanation of train operator codes and standard symbols)

- a Arrival time
- d Departure time
- B To Manchester Piccadilly
- E From Salisbury
- F To Gloucester

Weymouth, Bournemouth, Yarmouth (IOW), Lymington, Southampton, Portsmouth and Fareham to Winchester and London

Saturdays from 27 September

Operator	SW	SW	SW	SW	SW	XC	SW	SW	SW	SW	SW	SW	SW	SW	SW	SW	SW	SW	GW
Days of operation/Notes 1st Class/Reservations/Bus/Ferry Catering facilities	□	□	□	□	□	B □◇ ⚓	⚓	□	□	□	□	E □	□	□	□	□	□	□	G
Weymouth (WEY)	d				1617						1700							1717	1734
Upwey (UPW)	d				1621													1721	1739
Dorchester West (DCW)	a																		1747
Dorchester South (DCH)	d				1630						1710							1730	
Moreton (Dorset) (MTN)	d				1636													1736	
Wool (WOO)	d				1642													1742	
Wareham (WRM)	d				1651						1727							1751	
Holton Heath (HOL)	d				1654													1754	
Hamworthy (HAM)	d				1659						1733							1759	
Poole (POO)	4 a				1704						1738							1804	
Poole (POO)	4 d				1658	1705					1739							1758	1805
Parkstone (Dorset) (PKS)	d				1702						1743							1802	
Branksome (BSM)	d				1706						1747							1806	
Bournemouth (BMH)	a				1711	1716					1753							1811	1816
Bournemouth (BMH)	d	1702			1720		1745				1757				1802			1820	
Pokesdown (POK)	d	1706			1724										1806			1824	
Christchurch (CHR)	d	1710			1728										1810			1828	
Hinton Admiral (HNA)	d	1715													1815				
New Milton (NWM)	d	1719			1735										1819			1835	
Sway (SWY)	d	1724													1824				
Yarmouth (I.O.W.) (YMH)	⚓ d							1705											
Lymington Pier (LYP)	⚓ a							1745											
Lymington Pier (LYP)	d		1727						1757								1827		
Lymington Town (LYT)	d		1729						1759								1829		
Brockenhurst (BCU)	3 a	1729	1737		1743				1807		1813				1829		1837	1843	
Brockenhurst (BCU)	3 d	1730			1744						1814				1830			1844	
Beaulieu Road (BEU)	d														1835				
Ashurst New Forest (ANF)	d	1739													1839				
Totton (TTN)	d	1744													1844				
Redbridge (RDB)	d												1827						
Millbrook (Hants) (MBK)	d												1831						
Southampton Central (SOU)	a	1750			1758		1811			1828		1834	1853				1858		
Southampton Central (SOU)	d	1755			1800		1815			1830		1836	1855				1900		
St Denys (SDN)	d												1841						
Swaythling (SWG)	d												1844						
Southampton Airport Parkway (SOA)	← d	1803			1808		1823			1838		1847	1903				1908		
Portsmouth Harbour (PMH)	⚓ d										1755								
Portsmouth & Southsea (PMS)	d										1800								
Fratton (FTN)	d										1804								
Hilsea (HLS)	d										1808								
Cosham (CSA)	d										1813								
Portchester (PTC)	d										1818								
Fareham (FRM)	d										1824								
Botley (BOE)	d										1832								
Hedge End (HDE)	d										1836								
Eastleigh (ESL)	3 a	1806				←					1843	1850	1906					←	
Eastleigh (ESL)	3 d	1814				1814					1843	1851	1914						1914
Chandlers Ford (CFR)	d	←										1856	←						
Romsey (ROM)	a											1903							
Shawford (SHW)	d					1819													1919
Winchester (WIN)	d				1818	1824a	1831			1848	1853						1918	1924a	
Micheldever (MIC)	d										1901								
Basingstoke (BSK)	a				1834		1846				1911						1934		
Reading (RDG)	7 a						1906												
Fleet (FLE)	a											1923							
Farnborough (Main) (FNB)	a											1928							
Woking (WOK)	a									1920	1938								
Clapham Junction (CLJ)	10 a				1911												2011		
London Waterloo (WAT)	⚓ 15 a				1920					1946	2004						2020		

NOTES (see introductory pages for explanation of train operator codes and standard symbols)

- a Arrival time
- d Departure time
- B To Manchester Piccadilly
- E From Salisbury
- G To Bristol Temple Meads

Weymouth, Bournemouth, Yarmouth (IOW), Lymington, Southampton, Portsmouth and Fareham to Winchester and London

Saturdays from 27 September

Operator	XC	SW	SW	SW	SW	SW	SW	SW	SW	SW	SW	SW	XC	SW	SW	SW	SW	SW
Days of operation/Notes	B					E							H			J		E
1st Class/Reservations/Bus/Ferry	◇																	
Catering facilities	⚓																	
Weymouth (WEY)	d			1800							1817					1900		
Upwey (UPW)	d										1821							
Dorchester West (DCW)	a																	
Dorchester South (DCH)	d			1810							1830					1910		
Moreton (Dorset) (MTN)	d										1836							
Wool (WOO)	d										1842							
Wareham (WRM)	d			1827							1851					1927		
Holton Heath (HOL)	d										1854							
Hamworthy (HAM)	d			1833							1859					1933		
Poole (POO)	4 a			1838							1904					1938		
Poole (POO)	4 d			1839							1858 1905					1939		
Parkstone (Dorset) (PKS)	d			1843							1902					1943		
Branksome (BSM)	d			1847							1906					1947		
Bournemouth (BMH)	a			1853							1911 1916					1953		
Bournemouth (BMH)	d	1845		1857				1902			1920		1945			1957		
Pokesdown (POK)	d							1906			1924							
Christchurch (CHR)	d							1910			1928							
Hinton Admiral (HNA)	d							1915										
New Milton (NWM)	d							1919			1935							
Sway (SWY)	d							1924										
Yarmouth (I.O.W.) (YMH)	d		1805												1905			
Lymington Pier (LYP)	a		1845												1945			
Lymington Pier (LYP)	d			1857					1927							1957		
Lymington Town (LYT)	d			1859					1929							1959		
Brockenhurst (BCU)	3 a			1907	1913			1929	1937		1943		1959		2007	2013		
Brockenhurst (BCU)	3 d				1914			1930			1944		2000			2014		
Beaulieu Road (BEU)	d																	
Ashurst New Forest (ANF)	d							1939										
Totton (TTN)	d							1944										
Redbridge (RDB)	d							1927										2027
Millbrook (Hants) (MBK)	d							1931										2031
Southampton Central (SOU)	a	1911		1928		1934	1950				1958		2013			2028		2034
Southampton Central (SOU)	d	1915		1930		1936	1955				2000		2015			2030		2036
St Denys (SDN)	d					1941												2041
Swaythling (SWG)	d					1944												2044
Southampton Airport Parkway (SOA)	d	1923		1938		1947	2003				2008		2023			2038		2047
Portsmouth Harbour (PMH)	d				1855													1955
Portsmouth & Southsea (PMS)	d				1900													2000
Fratton (FTN)	d				1904													2004
Hilsea (HLS)	d				1908													2008
Cosham (CSA)	d				1913													2013
Portchester (PTC)	d				1918													2018
Fareham (FRM)	d				1924													2024
Botley (BOE)	d				1932													2032
Hedge End (HDE)	d				1936													2036
Eastleigh (ESL)	3 a				1943	1950	2006											2043 2050
Eastleigh (ESL)	3 d				1943	1951	2014					2014						2043 2051
Chandlers Ford (CFR)	d					1956												2056
Romsey (ROM)	a					2003												2103
Shawford (SHW)	d												2019					
Winchester (WIN)	d	1932		1948	1953						2018	2024a	2032			2048	2053	
Micheldever (MIC)	d				2001													2101
Basingstoke (BSK)	a	1947			2013						2034		2047					2115
Reading (RDG)	7 a	2010											2106					
Fleet (FLE)	a				2025													2140
Farnborough (Main) (FNB)	a				2031													2145
Woking (WOK)	a			2020	2040											2120		2158
Clapham Junction (CLJ)	10 a										2110							2226
London Waterloo (WAT)	15 a			2046	2109						2119					2146		2235

NOTES (see introductory pages for explanation of train operator codes and standard symbols)

- a Arrival time
- d Departure time
- B To Manchester Piccadilly
- E From Salisbury
- H To Birmingham New Street
- J Also calls at Hook 2131, Winchfield 2135, Brookwood 2153, Weybridge 2205, Walton-On-Thames 2209 and Surbiton 2215

Weymouth, Bournemouth, Yarmouth (IOW), Lymington, Southampton, Portsmouth and Fareham to Winchester and London

Saturdays from 27 September




Operator	SW	SW	SW	SW	SW	SW	SW	SW	SW	SW	GW	SW	SW	GW	SW	SW	SW	SW
Days of operation/Notes	1	1	1	1	1	1	1	1	1	1	L	1	1	G	1	1	1	1
1st Class/Reservations/Bus/Ferry	1	1	1	1	1	1	1	1	K	E	L	1	1	G	1	1	1	1
Weymouth (WEY)	d			1917										2007	2040		2054	
Upwey (UPW)	d			1921										2011	2045		2058	
Dorchester West (DCW)	a														2053			
Dorchester South (DCH)	d			1930										2019			2107	
Moreton (Dorset) (MTN)	d			1936										2026			2113	
Wool (WOO)	d			1942										2032			2119	
Wareham (WRM)	d			1951										2040			2128	
Holton Heath (HOL)	d			1954														
Hamworthy (HAM)	d			1959													2134	
Poole (POO)	4 a			2004													2139	
Poole (POO)	4 d			1958	2005			2037									2140	
Parkstone (Dorset) (PKS)	d			2002				2041									2144	
Branksome (BSM)	d			2006				2045									2148	
Bournemouth (BMH)	a			2011	2016			2051									2154	
Bournemouth (BMH)	d	2002		2020				2056									2157	
Pokesdown (POK)	d	2006		2024														
Christchurch (CHR)	d	2010		2028														
Hinton Admiral (HNA)	d	2015																
New Milton (NWM)	d	2019		2035														
Sway (SWY)	d	2024																
Yarmouth (I.O.W.) (YMH)	d																	2105
Lymington Pier (LYP)	a																	2145
Lymington Pier (LYP)	d		2027				2057					2127						
Lymington Town (LYT)	d		2029				2059					2129						
Brockenhurst (BCU)	3 a	2029	2037	2043			2107	2111				2137	2138				2213	
Brockenhurst (BCU)	3 d	2030		2044				2112					2139				2214	
Beaulieu Road (BEU)	d	2035																
Ashurst New Forest (ANF)	d	2039											2147					
Totton (TTN)	d	2044											2152					
Redbridge (RDB)	d										2127							2227
Millbrook (Hants) (MBK)	d										2131							2231
Southampton Central (SOU)	a	2050		2058			2128	2134					2158				2228	2234
Southampton Central (SOU)	d	2055		2100			2130	2136					2200				2230	2236
St Denys (SDN)	d							2141										2241
Swaythling (SWG)	d							2144										2244
Southampton Airport Parkway (SOA)	4 d	2103		2108			2138	2147					2208				2238	2247
Portsmouth Harbour (PMH)	d							2055			2123						2155	
Portsmouth & Southsea (PMS)	d							2100			2127						2200	
Fratton (FTN)	d							2104			2131						2204	
Hilsea (HLS)	d							2108									2208	
Cosham (CSA)	d							2113									2213	
Portchester (PTC)	d							2118									2218	
Fareham (FRM)	d							2124			2148						2224	
Botley (BOE)	d							2132									2232	
Hedge End (HDE)	d							2136									2236	
Eastleigh (ESL)	3 a	2106						2143	2150	2201			2211				2243	2242
Eastleigh (ESL)	3 d	2114			2114			2144	2151				2212				2243	2242
Chandlers Ford (CFR)	d								2156									2256
Romsey (ROM)	a								2203									2303
Shawford (SHW)	d						2119						2217					
Winchester (WIN)	d			2118	2124a			2148	2153				2223				2256	
Micheldever (MIC)	d								2202									
Basingstoke (BSK)	a			2134					2215				2239				2315	
Reading (RDG)	7 a																	
Fleet (FLE)	a								2240									
Farnborough (Main) (FNB)	a								2245									
Woking (WOK)	a							2219	2258				2300				2335	
Clapham Junction (CLJ)	10 a			2214					2327				2323				0001	
London Waterloo (WAT)	15 a			2223				2244	2336				2332				0012	

NOTES (see introductory pages for explanation of train operator codes and standard symbols)

- a Arrival time
d Departure time
E From Salisbury
G To Bristol Temple Meads
K Also calls at Hook 2231, Winchfield 2235, Brookwood 2253, Weybridge 2305, Walton-On-Thames 2309 and Surbiton 2316
L To Westbury

Weymouth, Bournemouth, Yarmouth (IOW), Lymington, Southampton, Portsmouth and Fareham to Winchester and London

Saturdays from 27 September

Operator	SW	SW	SW	SW	SW	SW
Days of operation/Notes 1st Class/Reservations/Bus/Ferry	□	M □	□	□	□	□
Weymouth (WEY)	d			2211		2309
Upwey (UPW)	d			2215		2313
Dorchester West (DCW)	a					
Dorchester South (DCH)	d			2223		2321
Moreton (Dorset) (MTN)	d			2230		2328
Wool (WOO)	d			2236		2334
Wareham (WRM)	d			2243		2342
Holton Heath (HOL)	d					
Hamworthy (HAM)	d			2250		2349
Poole (POO)	4 a			2254		2353
Poole (POO)	4 d	2152		2255		2354
Parkstone (Dorset) (PKS)	d	2156		2259		
Branksome (BSM)	d	2159		2303		
Bournemouth (BMH)	a	2205		2309		0003
Bournemouth (BMH)	d	2210		2311		
Pokesdown (POK)	d	2214		2314		
Christchurch (CHR)	d	2218		2318		
Hinton Admiral (HNA)	d	2223		2323		
New Milton (NWM)	d	2227		2328		
Sway (SWY)	d	2232		2332		
Yarmouth (I.O.W.) (YMH)	 d					
Lymington Pier (LYP)	 a					
Lymington Pier (LYP)	d	2203		2236		
Lymington Town (LYT)	d	2205		2238		
Brockenhurst (BCU)	3 a	2213	2237	2246	2338	
Brockenhurst (BCU)	3 d		2238		2339	
Beaulieu Road (BEU)	d					
Ashurst New Forest (ANF)	d		2246		2346	
Totton (TTN)	d		2251		2351	
Redbridge (RDB)	d					
Millbrook (Hants) (MBK)	d					
Southampton Central (SOU)	a		2257		2357	
Southampton Central (SOU)	d		2300		2359	
St Denys (SDN)	d				0004	
Swaythling (SWG)	d				0007	
Southampton Airport Parkwy (SOA)	 d		2308		0010	
Portsmouth Harbour (PMH)	 d				2324	
Portsmouth & Southsea (PMS)	d				2328	
Fratton (FTN)	d				2332	
Hilsea (HLS)	d				2336	
Cosham (CSA)	d				2342	
Portchester (PTC)	d				2347	
Fareham (FRM)	d				2353	
Botley (BOE)	d				0001	
Hedge End (HDE)	d				0005	
Eastleigh (ESL)	3 a		2311		0014	0011
Eastleigh (ESL)	3 d		2313			0018
Chandlers Ford (CFR)	d					
Romsey (ROM)	a					
Shawford (SHW)	d		2319			
Winchester (WIN)	d		2325		0028a	
Micheldever (MIC)	d		2333			
Basingstoke (BSK)	a		2343			
Reading (RDG)	7 a					
Fleet (FLE)	a		0001			
Farnborough (Main) (FNB)	a		0006			
Woking (WOK)	a		0018			
Clapham Junction (CLJ)	10 a		0053			
London Waterloo (WAT)	 15 a		0103			

NOTES (see introductory pages for explanation of train operator codes and standard symbols)

a Arrival time

d Departure time

M Also calls at Hook 2351, Winchfield 2355, Brookwood 0013, West Byfleet 0024, Weybridge 0029, Walton-On-Thames 0033, Surbiton 0039 and Wimbledon 0047

Weymouth, Bournemouth, Yarmouth (IOW), Lymington, Southampton, Portsmouth and Fareham to Winchester and London

Sundays until 14 September

Operator	SW	SW	SW	SW	SW	SW	SW	SW	XC	SW	GW	SW	SW	SW	SW	SW	SW
Days of operation/Notes 1st Class/Reservations/Bus/Ferry Catering facilities	1	1	1	1	A	1	1	A	B 1 1 1	1	C	1	1	A	1	1	A
Weymouth (WEY)	d										0748	0801					
Upwey (UPW)	d										0752						
Dorchester West (DCW)	a											0812					
Dorchester South (DCH)	d										0800						
Moreton (Dorset) (MTN)	d										0807						
Wool (WOO)	d										0813						
Wareham (WRM)	d										0820						
Holton Heath (HOL)	d																
Hamworthy (HAM)	d										0827						
Poole (POO)	4 a										0831						
Poole (POO)	4 d			0720				0750			0832						0855
Parkstone (Dorset) (PKS)	d			0724				0754			0837						
Branksome (BSM)	d			0727				0757			0841						
Bournemouth (BMH)	a			0732				0802			0847						0904
Bournemouth (BMH)	d			0736				0806			0850						0906
Pokesdown (POK)	d			0740				0810									0910
Christchurch (CHR)	d			0744				0814									0914
Hinton Admiral (HNA)	d			0749				0819									0919
New Milton (NWM)	d			0753				0823			0901						0923
Sway (SWY)	d			0758				0828									0928
Yarmouth (I.O.W.) (YMH)	1 d											0655					
Lymington Pier (LYP)	1 a											0735					
Lymington Pier (LYP)	d												0914				
Lymington Town (LYT)	d												0916				
Brockenhurst (BCU)	3 a			0802				0832			0908		0924				0932
Brockenhurst (BCU)	3 d			0803				0833			0909						0933
Beaulieu Road (BEU)	d							0839									0939
Ashurst New Forest (ANF)	d			0813				0843									0943
Totton (TTN)	d			0818				0848									0948
Redbridge (RDB)	d				0846											0939	
Millbrook (Hants) (MBK)	d				0850											0943	
Southampton Central (SOU)	a			0824	0852			0853	←		0924				0945		0953 ←
Southampton Central (SOU)	d	0655		0755	0826	0859		0855	0859	0915	0925				0959		0955 0959
St Denys (SDN)	d				→				0904					→			1004
Swaythling (SWG)	d								0907								1007
Southampton Airport Parkway (SOA) ↔	d	0703		0803	0834			0903	0910	0923	0933						1003 1010
Portsmouth Harbour (PMH)	1 d			0717				0817									0917
Portsmouth & Southsea (PMS)	d			0722				0822									0922
Fratton (FTN)	d			0726				0826									0926
Hilsea (HLS)	d			0730				0830									0930
Cosham (CSA)	d			0735				0835									0935
Portchester (PTC)	d			0740				0840									0940
Fareham (FRM)	d			0746				0846									0946
Botley (BOE)	d			0753				0853									0953
Hedge End (HDE)	d			0758				0858									0958
Eastleigh (ESL)	3 a	0707		0804 0807				0904 0907	0914								1004 1007 1014
Eastleigh (ESL)	3 d	0711		0811				0911	0915								1011 1015
Chandlers Ford (CFR)	d								0920								1020
Romsey (ROM)	a								0928								1028
Shawford (SHW)	d	0717		0817				0917									1017
Winchester (WIN)	d	0723		0823	0843			0923		0931	0942						1023
Micheldever (MIC)	d	0732		0832				0932									1032
Basingstoke (BSK)	a	0742		0845	0901			0942		0947	0958						1042
Reading (RDG)	7 a									1006							
Fleet (FLE)	a				0913												
Farnborough (Main) (FNB)	a				0918												
Woking (WOK)	a	0802		0904	0928			1002			1019						1102
Clapham Junction (CLJ)	10 a	0828		0929	0957			1029			1041						1129
London Waterloo (WAT)	15 a	0841		0940	1007			1040			1051						1139

NOTES (see introductory pages for explanation of train operator codes and standard symbols)

- a Arrival time
- d Departure time
- A From Salisbury
- B To Manchester Piccadilly
- C To Cardiff Central

Weymouth, Bournemouth, Yarmouth (IOW), Lymington, Southampton, Portsmouth and Fareham to Winchester and London

Sundays until 14 September

Operator	SW	XC B 1◇ ⚓	SW 1	SW 1	SW 1	SW A 1	SW 1	SW 1	SW A 1	XC B 1◇ ⚓	SW 1	SW 1	SW 1	SW 1	SW A 1	SW 1	SW 1
Days of operation/Notes 1st Class/Reservations/Bus/Ferry Catering facilities	1	1	1	1	1	1	1	1	1	1	1	1	1	1	1	1	1
Weymouth (WEY)	d		0848									0948					
Upwey (UPW)	d		0852									0952					
Dorchester West (DCW)	a																
Dorchester South (DCH)	d		0900									1000					
Moreton (Dorset) (MTN)	d		0907									1007					
Wool (WOO)	d		0913									1013					
Wareham (WRM)	d		0920									1020					
Holton Heath (HOL)	d																
Hamworthy (HAM)	d		0927									1027					
Poole (POO)	4 a		0931									1031					
Poole (POO)	4 d		0932					0955				1032					1055
Parkstone (Dorset) (PKS)	d		0937									1037					
Branksome (BSM)	d		0941									1041					
Bournemouth (BMH)	a		0947					1004				1047					1104
Bournemouth (BMH)	d	0940	0950					1006		1040		1050					1106
Pokesdown (POK)	d							1010									1110
Christchurch (CHR)	d							1014									1114
Hinton Admiral (HNA)	d							1019									1119
New Milton (NWM)	d		1001					1023			1101						1123
Sway (SWY)	d							1028									1128
Yarmouth (I.O.W.) (YMH)	1 d			0905								1005					
Lymington Pier (LYP)	1 a			0945								1045					
Lymington Pier (LYP)	d	0944			1014						1044			1114			
Lymington Town (LYT)	d	0946			1016						1046			1116			
Brockenhurst (BCU)	3 a	0954	0954	1008				1032			1054	1108		1124			1132
Brockenhurst (BCU)	3 d		0955	1009				1033				1109					1133
Beaulieu Road (BEU)	d							1039									1139
Ashurst New Forest (ANF)	d							1043									1143
Totton (TTN)	d							1048									1148
Redbridge (RDB)	d					1039										1139	
Millbrook (Hants) (MBK)	d					1043										1143	
Southampton Central (SOU)	a		1008	1023		1045		1053	←	1108		1123		1145		1153	
Southampton Central (SOU)	d		1015	1025		1059		1055		1059	1115	1125		1159		1155	
St Denys (SDN)	d					←				1104				→			
Swaythling (SWG)	d									1107							
Southampton Airport Parkwy (SOA) ↔	d		1023	1033				1103		1110	1123	1132					1203
Portsmouth Harbour (PMH)	1 d							1017									1117
Portsmouth & Southsea (PMS)	d							1022									1122
Fratton (FTN)	d							1026									1126
Hilsea (HLS)	d							1030									1130
Cosham (CSA)	d							1035									1135
Portchester (PTC)	d							1040									1140
Fareham (FRM)	d							1046									1146
Botley (BOE)	d							1053									1153
Hedge End (HDE)	d							1058									1158
Eastleigh (ESL)	3 a							1104	1107	1114						1204	1207
Eastleigh (ESL)	3 d							1111		1115							1211
Chandlers Ford (CFR)	d									1120							
Romsey (ROM)	a									1128							
Shawford (SHW)	d							1117									1217
Winchester (WIN)	d		1031	1042				1123		1131		1142					1223
Micheldever (MIC)	d							1132									1232
Basingstoke (BSK)	a		1046	1058				1142		1146		1158					1242
Reading (RDG)	7 a		1106							1205							
Fleet (FLE)	a																
Farnborough (Main) (FNB)	a																
Woking (WOK)	a			1118				1203				1218					1302
Clapham Junction (CLJ)	10 a			1141				1227				1239					1327
London Waterloo (WAT)	15 a			1152				1237				1249					1337

NOTES (see introductory pages for explanation of train operator codes and standard symbols)

- a Arrival time
- d Departure time
- A From Salisbury
- B To Manchester Piccadilly

Weymouth, Bournemouth, Yarmouth (IOW), Lymington, Southampton, Portsmouth and Fareham to Winchester and London

Sundays until 14 September

Operator	SW A	XC B	GW D	SW	SW	SW	SW	SW A	SW	SW	SW A	XC B	SW	SW	SW	SW	SW A
Days of operation/Notes 1st Class/Reservations/Bus/Ferry Catering facilities	□	□◇ ⚓	□	□	□	⚓	□	□	□	□	□	□◇ ⚓	□	□	⚓	□	□
Weymouth (WEY)	d		1038		1048									1148			
Upwey (UPW)	d		1043		1052									1152			
Dorchester West (DCW)	a		1051														
Dorchester South (DCH)	d				1100									1200			
Moreton (Dorset) (MTN)	d				1107									1207			
Wool (WOO)	d				1113									1213			
Wareham (WRM)	d				1120									1220			
Holton Heath (HOL)	d																
Hamworthy (HAM)	d				1127									1227			
Poole (POO)	4 a				1131									1231			
Poole (POO)	4 d				1132					1155				1232			
Parkstone (Dorset) (PKS)	d				1137									1237			
Branksome (BSM)	d				1141									1241			
Bournemouth (BMH)	a				1147								1204	1247			
Bournemouth (BMH)	d	1140			1150							1206	1240	1250			
Pokesdown (POK)	d													1210			
Christchurch (CHR)	d													1214			
Hinton Admiral (HNA)	d													1219			
New Milton (NWM)	d				1201									1223		1301	
Sway (SWY)	d													1228			
Yarmouth (I.O.W.) (YMH)	⚓ d					1105										1205	
Lymington Pier (LYP)	⚓ a					1145										1245	
Lymington Pier (LYP)	d			1144			1214						1244			1314	
Lymington Town (LYT)	d			1146			1216						1246			1316	
Brockenhurst (BCU)	3 a			1154	1208		1224						1254	1308		1324	
Brockenhurst (BCU)	3 d				1209									1233		1309	
Beaulieu Road (BEU)	d													1239			
Ashurst New Forest (ANF)	d													1243			
Totton (TTN)	d													1248			
Redbridge (RDB)	d								1239								1339
Millbrook (Hants) (MBK)	d								1243								1343
Southampton Central (SOU)	a	←	1208		1223		1245		1253	←	1308		1323				1345
Southampton Central (SOU)	d	1159	1215		1225		1259		1255	1259	1315		1325				1359
St Denys (SDN)	d	1204					→			1304							→
Swaythling (SWG)	d	1207								1307							
Southampton Airport Parkwy (SOA)	↔ d	1210	1223		1232					1303	1310	1323		1333			
Portsmouth Harbour (PMH)	⚓ d								1217								
Portsmouth & Southsea (PMS)	d								1222								
Fratton (FTN)	d								1226								
Hilsea (HLS)	d								1230								
Cosham (CSA)	d								1235								
Portchester (PTC)	d								1240								
Fareham (FRM)	d								1246								
Botley (BOE)	d								1253								
Hedge End (HDE)	d								1258								
Eastleigh (ESL)	3 a	1214							1304	1307	1314						
Eastleigh (ESL)	3 d	1215							1311	1315							
Chandlers Ford (CFR)	d	1220								1320							
Romsey (ROM)	a	1228								1328							
Shawford (SHW)	d								1317								
Winchester (WIN)	d		1231		1242				1323		1331		1342				
Micheldever (MIC)	d								1332								
Basingstoke (BSK)	a		1246		1258				1342		1346		1358				
Reading (RDG)	7 a		1305								1406						
Fleet (FLE)	a																
Farnborough (Main) (FNB)	a																
Woking (WOK)	a				1318				1402				1418				
Clapham Junction (CLJ)	10 a				1339				1427				1439				
London Waterloo (WAT)	↻ 15 a				1349				1437				1449				

NOTES (see introductory pages for explanation of train operator codes and standard symbols)

- a Arrival time
- d Departure time
- A From Salisbury
- B To Manchester Piccadilly
- D To Swindon

Weymouth, Bournemouth, Yarmouth (IOW), Lymington, Southampton, Portsmouth and Fareham to Winchester and London

Sundays until 14 September

Operator	SW	SW	SW	XC	SW	SW	SW	SW	SW	SW	SW	SW	SW	SW	XC	SW	SW	GW
Days of operation/Notes 1st Class/Reservations/Bus/Ferry Catering facilities	□	□	A □	B □◇ ⚓	□	□	⚓ □	□	A □	□	□	□	□	A □	B □◇ ⚓	□	□	E
Weymouth (WEY)	d					1248											1348	1405
Upwey (UPW)	d					1252											1352	1410
Dorchester West (DCW)	a																	1418
Dorchester South (DCH)	d					1300												1400
Moreton (Dorset) (MTN)	d					1307												1407
Wool (WOO)	d					1313												1413
Wareham (WRM)	d					1320												1420
Holton Heath (HOL)	d																	
Hamworthy (HAM)	d					1327												1427
Poole (POO)	4 a					1331												1431
Poole (POO)	4 d		1255			1332					1355							1432
Parkstone (Dorset) (PKS)	d					1337												1437
Branksome (BSM)	d					1341												1441
Bournemouth (BMH)	a		1304			1347					1404							1447
Bournemouth (BMH)	d		1306		1340	1350					1406				1440			1450
Pokesdown (POK)	d		1310								1410							
Christchurch (CHR)	d		1314								1414							
Hinton Admiral (HNA)	d		1319								1419							
New Milton (NWM)	d		1323			1401					1423							1501
Sway (SWY)	d		1328								1428							
Yarmouth (I.O.W.) (YMH)	⚓ d						1305											
Lymington Pier (LYP)	⚓ a						1345											
Lymington Pier (LYP)	d				1344				1414							1444		
Lymington Town (LYT)	d				1346				1416							1446		
Brockenhurst (BCU)	3 a		1332			1354	1408		1424				1432			1454	1508	
Brockenhurst (BCU)	3 d		1333				1409						1433				1509	
Beaulieu Road (BEU)	d		1339										1439					
Ashurst New Forest (ANF)	d		1343										1443					
Totton (TTN)	d		1348										1448					
Redbridge (RDB)	d									1439								
Millbrook (Hants) (MBK)	d									1443								
Southampton Central (SOU)	a		1353	←	1408		1423			1445		1453		←	1509			1523
Southampton Central (SOU)	d		1355	1359	1415		1425			1459		1455		1459	1515			1525
St Denys (SDN)	d			1404					→					1504				
Swaythling (SWG)	d			1407										1507				
Southampton Airport Parkwy (SOA) ↔	d		1403	1410	1423		1433					1503		1510	1523			1533
Portsmouth Harbour (PMH)	⚓ d	1317									1417							
Portsmouth & Southsea (PMS)	d	1322									1422							
Fratton (FTN)	d	1326									1426							
Hilsea (HLS)	d	1330									1430							
Cosham (CSA)	d	1335									1435							
Portchester (PTC)	d	1340									1440							
Fareham (FRM)	d	1346									1446							
Botley (BOE)	d	1353									1453							
Hedge End (HDE)	d	1358									1458							
Eastleigh (ESL)	3 a	1404	1407	1414							1504	1506	←	1514				
Eastleigh (ESL)	3 d	1411		1415							1511	1507	1511	1515				
Chandlers Ford (CFR)	d			1420						→				1520				
Romsey (ROM)	a			1428										1528				
Shawford (SHW)	d	1417												1517				
Winchester (WIN)	d	1423		1431		1442						1517	1523		1531			1542
Micheldever (MIC)	d	1432											1532					
Basingstoke (BSK)	a	1442		1446		1458						1533	1542		1547			1558
Reading (RDG)	7 a			1504											1606			
Fleet (FLE)	a																	
Farnborough (Main) (FNB)	a												1557					
Woking (WOK)	a	1502				1518						1553	1608					1618
Clapham Junction (CLJ)	10 a	1527				1539						1614	1628					1639
London Waterloo (WAT)	15 a	1537				1549						1624	1639					1649

NOTES (see introductory pages for explanation of train operator codes and standard symbols)

- a Arrival time
- d Departure time
- A From Salisbury
- B To Manchester Piccadilly
- E To Bristol Temple Meads

Weymouth, Bournemouth, Yarmouth (IOW), Lymington, Southampton, Portsmouth and Fareham to Winchester and London

Sundays until 14 September

Operator Days of operation/Notes 1st Class/Reservations/Bus/Ferry Catering facilities	SW	SW	SW A	SW	SW	SW	SW A	SW	XC B	SW	SW	SW	SW A	SW	SW	SW	SW A	
Weymouth (WEY)	d									1448								
Upwey (UPW)	d									1452								
Dorchester West (DCW)	a																	
Dorchester South (DCH)	d									1500								
Moreton (Dorset) (MTN)	d									1507								
Wool (WOO)	d									1513								
Wareham (WRM)	d									1520								
Holton Heath (HOL)	d																	
Hamworthy (HAM)	d									1527								
Poole (POO)	4 a									1531								
Poole (POO)	4 d					1455				1532						1555		
Parkstone (Dorset) (PKS)	d									1537								
Branksome (BSM)	d									1541								
Bournemouth (BMH)	a					1504				1547							1604	
Bournemouth (BMH)	d					1506			1540	1550							1606	
Pokesdown (POK)	d					1510											1610	
Christchurch (CHR)	d					1514											1614	
Hinton Admiral (HNA)	d					1519											1619	
New Milton (NWM)	d					1523				1601							1623	
Sway (SWY)	d					1528											1628	
Yarmouth (I.O.W.) (YMH)	d	1405									1505							
Lymington Pier (LYP)	a	1445									1545							
Lymington Pier (LYP)	d		1514						1544				1614					
Lymington Town (LYT)	d		1516						1546				1616					
Brockenhurst (BCU)	3 a		1524			1532			1554			1608	1624				1632	
Brockenhurst (BCU)	3 d					1533						1609					1633	
Beaulieu Road (BEU)	d					1539											1639	
Ashurst New Forest (ANF)	d					1543											1643	
Totton (TTN)	d					1548											1648	
Redbridge (RDB)	d		1539											1639				
Millbrook (Hants) (MBK)	d		1543											1643				
Southampton Central (SOU)	a		1545		1554				1609	1623			1645		1653			
Southampton Central (SOU)	d		1559		1555		1559		1615	1625			1659		1655		1659	
St Denys (SDN)	d						1604										1704	
Swaythling (SWG)	d						1607										1707	
Southampton Airport Parkwy (SOA)	d				1603		1610		1623	1633					1703		1710	
Portsmouth Harbour (PMH)	d			1517												1617		
Portsmouth & Southsea (PMS)	d			1522												1622		
Fratton (FTN)	d			1526												1626		
Hilsea (HLS)	d			1530												1630		
Cosham (CSA)	d			1535												1635		
Portchester (PTC)	d			1540												1640		
Fareham (FRM)	d			1546												1646		
Botley (BOE)	d			1553												1653		
Hedge End (HDE)	d			1558												1658		
Eastleigh (ESL) 3 a				1604	1607		1614								1704	1706		1714
Eastleigh (ESL) 3 d				1611	1607	1611	1615								1711	1707	1711	1715
Chandlers Ford (CFR)	d						1620											1720
Romsey (ROM)	a						1628											1728
Shawford (SHW)	d					1617											1717	
Winchester (WIN)	d				1617	1623			1631	1642					1717	1723		
Micheldever (MIC)	d					1632										1732		
Basingstoke (BSK)	a				1633	1642			1646	1658					1733	1742		
Reading (RDG) 7 a									1706									
Fleet (FLE)	a																	
Farnborough (Main) (FNB)	a					1657											1757	
Woking (WOK)	a				1653	1708				1718					1753	1808		
Clapham Junction (CLJ) 10 a					1714	1728				1739					1814	1829		
London Waterloo (WAT) 15 a					1724	1739				1749					1825	1839		

NOTES (see introductory pages for explanation of train operator codes and standard symbols)

- a Arrival time
- d Departure time
- A From Salisbury
- B To Manchester Piccadilly

Weymouth, Bournemouth, Yarmouth (IOW), Lymington, Southampton, Portsmouth and Fareham to Winchester and London

Sundays until 14 September

Operator	XC B 1 ◇	SW □	SW □	GW E	SW □ ⚓	SW □	SW A □	SW □	SW □	SW □	SW A □	SW □	XC B 1 ◇	SW □	SW □ ⚓	SW □	SW □	SW A □
Days of operation/Notes 1st Class/Reservations/Bus/Ferry Catering facilities	⚓	⚓	⚓	⚓	⚓	⚓	⚓	⚓	⚓	⚓	⚓	⚓	⚓	⚓	⚓	⚓	⚓	⚓
Weymouth (WEY)	d		1548	1605										1648				
Upwey (UPW)	d		1552	1610										1652				
Dorchester West (DCW)	a			1618														
Dorchester South (DCH)	d		1600											1700				
Moreton (Dorset) (MTN)	d		1607											1707				
Wool (WOO)	d		1613											1713				
Wareham (WRM)	d		1620											1720				
Holton Heath (HOL)	d																	
Hamworthy (HAM)	d		1627											1727				
Poole (POO)	4 a		1631											1731				
Poole (POO)	4 d		1632						1655					1732				
Parkstone (Dorset) (PKS)	d		1637											1737				
Branksome (BSM)	d		1641											1741				
Bournemouth (BMH)	a		1647						1704					1747				
Bournemouth (BMH)	d	1640	1650						1706				1740	1750				
Pokesdown (POK)	d								1710									
Christchurch (CHR)	d								1714									
Hinton Admiral (HNA)	d								1719									
New Milton (NWM)	d		1701						1723					1801				
Sway (SWY)	d								1728									
Yarmouth (I.O.W.) (YMH)	⚓ d			1605											1705			
Lymington Pier (LYP)	⚓ a			1645											1745			
Lymington Pier (LYP)	d		1644			1714						1744					1814	
Lymington Town (LYT)	d		1646			1716						1746					1816	
Brockenhurst (BCU)	3 a		1654	1708		1724					1732		1754	1754	1808		1824	
Brockenhurst (BCU)	3 d			1709							1733			1755	1809			
Beaulieu Road (BEU)	d										1739							
Ashurst New Forest (ANF)	d										1743							
Totton (TTN)	d										1748							
Redbridge (RDB)	d							1739										1839
Millbrook (Hants) (MBK)	d							1743										1844
Southampton Central (SOU)	a	1708	1723					1745		1753		←		1810	1823			1846
Southampton Central (SOU)	d	1715	1725					1759		1755		1759		1815	1825			1859
St Denys (SDN)	d							→				1804						→
Swaythling (SWG)	d											1807						
Southampton Airport Parkwy (SOA)	← d	1723	1733							1803		1810		1823	1833			
Portsmouth Harbour (PMH)	⚓ d								1717									
Portsmouth & Southsea (PMS)	d								1722									
Fratton (FTN)	d								1726									
Hilsea (HLS)	d								1730									
Cosham (CSA)	d								1735									
Portchester (PTC)	d								1740									
Fareham (FRM)	d								1746									
Botley (BOE)	d								1753									
Hedge End (HDE)	d								1758									
Eastleigh (ESL)	3 a								1804	1806	←	1814						
Eastleigh (ESL)	3 d								1811	1807	1811	1815						
Chandlers Ford (CFR)	d							→				1820						
Romsey (ROM)	a											1828						
Shawford (SHW)	d											1817						
Winchester (WIN)	d	1731	1742							1817	1823			1831	1842			
Micheldever (MIC)	d										1832							
Basingstoke (BSK)	a	1747	1758							1833	1842			1846	1858			
Reading (RDG)	7 a	1806												1905				
Fleet (FLE)	a																	
Farnborough (Main) (FNB)	a										1857							
Woking (WOK)	a		1818							1853	1908			1918				
Clapham Junction (CLJ)	10 a		1839							1915	1928			1939				
London Waterloo (WAT)	⚓ 15 a		1849							1925	1939			1949				

NOTES (see introductory pages for explanation of train operator codes and standard symbols)

- a Arrival time
- d Departure time
- A From Salisbury
- B To Manchester Piccadilly
- E To Bristol Temple Meads

Weymouth, Bournemouth, Yarmouth (IOW), Lymington, Southampton, Portsmouth and Fareham to Winchester and London

Sundays until 14 September

Operator	SW	SW	SW	SW	XC	SW	SW	GW	SW	SW	SW	SW	SW	SW	SW	SW	XC	SW
Days of operation/Notes	□	□	□	A	B	□	□	E	☞	□	A	□	□	□	A	F	□	□
1st Class/Reservations/Bus/Ferry	□	□	□	□	□	□	□	□	□	□	□	□	□	□	□	□	□	□
Weymouth (WEY)	d						1745	1753										
Upwey (UPW)	d						1749	1758										
Dorchester West (DCW)	a							1806										
Dorchester South (DCH)	d						1800e											
Moreton (Dorset) (MTN)	d						1807											
Wool (WOO)	d						1813											
Wareham (WRM)	d						1820											
Holton Heath (HOL)	d																	
Hamworthy (HAM)	d						1827											
Poole (POO)	4 a						1831											
Poole (POO)	4 d		1755				1832						1855					
Parkstone (Dorset) (PKS)	d						1836											
Branksome (BSM)	d						1840											
Bournemouth (BMH)	a		1804				1847						1904					
Bournemouth (BMH)	d		1806		1840		1850						1906			1940		
Pokesdown (POK)	d		1810										1910					
Christchurch (CHR)	d		1814										1914					
Hinton Admiral (HNA)	d		1819										1919					
New Milton (NWM)	d		1823				1901						1923					
Sway (SWY)	d		1828										1928					
Yarmouth (I.O.W.) (YMH)	☞ d							1805										
Lymington Pier (LYP)	☞ a							1845										
Lymington Pier (LYP)	d					1844				1914								1944
Lymington Town (LYT)	d					1846				1916								1946
Brockenhurst (BCU)	3 a		1832			1854	1908			1924			1932					1954
Brockenhurst (BCU)	3 d		1833				1909						1933					
Beaulieu Road (BEU)	d		1839										1939					
Ashurst New Forest (ANF)	d		1843										1943					
Totton (TTN)	d		1848										1948					
Redbridge (RDB)	d											1939						
Millbrook (Hants) (MBK)	d											1943						
Southampton Central (SOU)	a		1853		←	1908	1923			1945			1953		←	2008		
Southampton Central (SOU)	d		1855		1859	1915	1925			1959			1955		1959	2015		
St Denys (SDN)	d				1904					→					2004			
Swaythling (SWG)	d				1907										2007			
Southampton Airport Parkwy (SOA)	← d		1903		1910	1923	1933						2003		2010	2023		
Portsmouth Harbour (PMH)	☞ d	1817											1917					
Portsmouth & Southsea (PMS)	d	1822											1922					
Fratton (FTN)	d	1826											1926					
Hilsea (HLS)	d	1830											1930					
Cosham (CSA)	d	1835											1935					
Portchester (PTC)	d	1840											1940					
Fareham (FRM)	d	1846											1946					
Botley (BOE)	d	1853											1953					
Hedge End (HDE)	d	1858											1958					
Eastleigh (ESL)	3 a	1904	1906	←	1914								2004	2006	←	2014		
Eastleigh (ESL)	3 d	1911	1907	1911	1915								2011	2007	2011	2015		
Chandlers Ford (CFR)	d	→			1920								→			2020		
Romsey (ROM)	a				1928											2028		
Shawford (SHW)	d			1917											2017			
Winchester (WIN)	d		1917	1923		1931	1942						2017	2023			2031	
Micheldever (MIC)	d			1932											2032			
Basingstoke (BSK)	a		1933	1942		1946	1958						2033	2042			2046	
Reading (RDG)	7 a					2006											2105	
Fleet (FLE)	a																	
Farnborough (Main) (FNB)	a			1957											2057			
Woking (WOK)	a		1953	2008			2018						2053	2108				
Clapham Junction (CLJ)	10 a		2015	2028			2039						2114	2128				
London Waterloo (WAT)	↻ 15 a		2024	2039			2049						2124	2139				

NOTES (see introductory pages for explanation of train operator codes and standard symbols)

- a Arrival time
- d Departure time
- e Arrives 4 minutes earlier
- A From Salisbury
- B To Manchester Piccadilly
- E To Bristol Temple Meads
- F To Birmingham New Street

Weymouth, Bournemouth, Yarmouth (IOW), Lymington, Southampton, Portsmouth and Fareham to Winchester and London

Sundays until 14 September

















Operator	SW	SW	SW	SW	SW	SW	SW	SW	SW	SW	SW	SW	SW	SW	SW	SW	SW	SW
Days of operation/Notes	1	2	3	A	1	1	1	1	A	1	1	A	1	1	1	1	A	E
1st Class/Reservations/Bus/Ferry	1	2	3	A	1	1	1	1	A	1	1	A	1	1	1	1	A	E
Weymouth (WEY)	d	1848													1958			2011
Upwey (UPW)	d	1852													2002			2016
Dorchester West (DCW)	a																	2024
Dorchester South (DCH)	d	1900													2010			
Moreton (Dorset) (MTN)	d	1907													2017			
Wool (WOO)	d	1913													2023			
Wareham (WRM)	d	1920													2030			
Holton Heath (HOL)	d																	
Hamworthy (HAM)	d	1927													2037			
Poole (POO)	4 a	1931													2043			
Poole (POO)	4 d	1932					1955								2049			
Parkstone (Dorset) (PKS)	d	1937													2053			
Branksome (BSM)	d	1941													2056			
Bournemouth (BMH)	a	1947					2004								2102			
Bournemouth (BMH)	d	1950					2006								2106			
Pokesdown (POK)	d						2010								2110			
Christchurch (CHR)	d						2014								2114			
Hinton Admiral (HNA)	d						2019								2119			
New Milton (NWM)	d	2001					2023								2123			
Sway (SWY)	d						2028								2128			
Yarmouth (I.O.W.) (YMH)	d		1905															
Lymington Pier (LYP)	a		1945															
Lymington Pier (LYP)	d			2014						2044	2114							2144
Lymington Town (LYT)	d			2016						2046	2116							2146
Brockenhurst (BCU)	3 a	2008		2024			2032			2054	2124				2132			2154
Brockenhurst (BCU)	3 d	2009					2033								2133			
Beaulieu Road (BEU)	d						2039								2139			
Ashurst New Forest (ANF)	d						2043								2143			
Totton (TTN)	d						2048								2148			
Redbridge (RDB)	d				2039								2139					
Millbrook (Hants) (MBK)	d				2043								2143					
Southampton Central (SOU)	a	2023			2045		2053		←				2145		2153		←	
Southampton Central (SOU)	d	2025			2059		2055		2059				2159		2155		2159	
St Denys (SDN)	d				←				2104				←				2204	
Swaythling (SWG)	d								2107								2207	
Southampton Airport Parkway (SOA) ←	d	2033					2103		2110						2203		2210	
Portsmouth Harbour (PMH)	d						2017								2117			
Portsmouth & Southsea (PMS)	d						2022								2122			
Fratton (FTN)	d						2026								2126			
Hilsea (HLS)	d						2030								2130			
Cosham (CSA)	d						2035								2135			
Portchester (PTC)	d						2040								2140			
Fareham (FRM)	d						2046								2146			
Botley (BOE)	d						2053								2153			
Hedge End (HDE)	d						2058								2158			
Eastleigh (ESL)	3 a						2104	2106	←	2114					2204	2206	←	2214
Eastleigh (ESL)	3 d						2111	2107	2111	2115					2211	2207	2211	2215
Chandlers Ford (CFR)	d						←			2120					←			2220
Romsey (ROM)	a									2128								2231
Shawford (SHW)	d									2117								2217
Winchester (WIN)	d	2042					2117	2123							2217	2223		
Micheldever (MIC)	d							2132								2232		
Basingstoke (BSK)	a	2058					2133	2142							2233	2242		
Reading (RDG)	7 a																	
Fleet (FLE)	a																	
Farnborough (Main) (FNB)	a									2157							2257	
Woking (WOK)	a	2118					2153	2208							2253	2308		
Clapham Junction (CLJ)	10 a	2139					2214	2228							2314	2328		
London Waterloo (WAT)	15 a	2149					2224	2238							2324	2339		

NOTES (see introductory pages for explanation of train operator codes and standard symbols)

- a Arrival time
- d Departure time
- A From Salisbury
- E To Bristol Temple Meads

Weymouth, Bournemouth, Yarmouth (IOW), Lymington, Southampton, Portsmouth and Fareham to Winchester and London

Sundays until 14 September

Operator Days of operation/Notes 1st Class/Reservations/Bus/Ferry	SW	SW	SW	SW	SW	SW	SW	SW	SW
			G 			G 			
Weymouth (WEY)	d				2058		2158		2258
Upwey (UPW)	d				2102		2202		2302
Dorchester West (DCW)	a								
Dorchester South (DCH)	d				2110		2210		2310
Moreton (Dorset) (MTN)	d				2117		2217		2317
Wool (WOO)	d				2123		2223		2323
Wareham (WRM)	d				2130		2230		2330
Holton Heath (HOL)	d								
Hamworthy (HAM)	d				2137		2237		2337
Poole (POO)	4 a				2143		2243		2341
Poole (POO)	4 d				2150		2250		2349
Parkstone (Dorset) (PKS)	d				2154		2254		2353
Branksome (BSM)	d				2157		2257		2357
Bournemouth (BMH)	a				2203		2303		0002
Bournemouth (BMH)	d				2208		2308		
Pokesdown (POK)	d				2212		2312		
Christchurch (CHR)	d				2216		2316		
Hinton Admiral (HNA)	d				2221		2321		
New Milton (NWM)	d				2225		2325		
Sway (SWY)	d				2230		2330		
Yarmouth (I.O.W.) (YMH)	 d	2105							
Lymington Pier (LYP)	 a	2145							
Lymington Pier (LYP)	d		2214						
Lymington Town (LYT)	d		2216						
Brockenhurst (BCU)	3 a		2224		2234		2335		
Brockenhurst (BCU)	3 d				2235		2336		
Beaulieu Road (BEU)	d								
Ashurst New Forest (ANF)	d				2243		2343		
Totton (TTN)	d				2248		2348		
Redbridge (RDB)	d		2235						
Millbrook (Hants) (MBK)	d		2241						
Southampton Central (SOU)	a		2244		2253		2355		
Southampton Central (SOU)	d		2305		2255	2305			
St Denys (SDN)	d					2310			
Swaythling (SWG)	d					2313			
Southampton Airport Parkway (SOA)	 d				2303	2316			
Portsmouth Harbour (PMH)	 d				2217			2317	
Portsmouth & Southsea (PMS)	d				2222			2322	
Fratton (FTN)	d				2226			2326	
Hilsea (HLS)	d				2230			2330	
Cosham (CSA)	d				2235			2335	
Portchester (PTC)	d				2240			2340	
Fareham (FRM)	d				2246			2346	
Botley (BOE)	d				2253			2353	
Hedge End (HDE)	d				2258			2358	
Eastleigh (ESL)	3 a				2304	2309	2320		0004
Eastleigh (ESL)	3 d					2311	2322		
Chandlers Ford (CFR)	d						2327		
Romsey (ROM)	a						2335		
Shawford (SHW)	d					2317			
Winchester (WIN)	d					2323			
Micheldever (MIC)	d					2332			
Basingstoke (BSK)	a					2342			
Reading (RDG)	7 a								
Fleet (FLE)	a								
Farnborough (Main) (FNB)	a								
Woking (WOK)	a					0002			
Clapham Junction (CLJ)	10 a					0023			
London Waterloo (WAT)	 15 a					0033			

NOTES (see introductory pages for explanation of train operator codes and standard symbols)

- a Arrival time
- d Departure time
- G From Romsey

Weymouth, Bournemouth, Yarmouth (IOW), Lymington, Southampton, Portsmouth and Fareham to Winchester and London

Sundays from 21 September

Operator	SW	SW	SW	SW	SW	SW	SW	SW	XC	SW	GW	SW	SW	SW	SW	SW	SW
Days of operation/Notes 1st Class/Reservations/Bus/Ferry Catering facilities	1	1	1	1	A	1	1	A	B 1 1 1	1	C	1	1	1	A	1	1
Weymouth (WEY)	d										0743	0801					
Upwey (UPW)	d										0747						
Dorchester West (DCW)	a											0812					
Dorchester South (DCH)	d										0755						
Moreton (Dorset) (MTN)	d										0802						
Wool (WOO)	d										0808						
Wareham (WRM)	d										0816						
Holton Heath (HOL)	d																
Hamworthy (HAM)	d										0823						
Poole (POO)	4 a										0828						
Poole (POO)	4 d										0829						0852
Parkstone (Dorset) (PKS)	d			0719							0747						0751
Branksome (BSM)	d			0723							0834						0838
Bournemouth (BMH)	a			0726							0838						0844
Bournemouth (BMH)	d			0731							0844						0901
Bournemouth (BMH)	d			0735							0803						0903
Pokesdown (POK)	d			0739							0807						0907
Christchurch (CHR)	d			0743							0811						0911
Hinton Admiral (HNA)	d			0748							0816						0916
New Milton (NWM)	d			0752							0820						0920
Sway (SWY)	d			0757							0825						0925
Yarmouth (I.O.W.) (YMH)	d											0655					
Lymington Pier (LYP)	a											0735					
Lymington Pier (LYP)	d													0914			
Lymington Town (LYT)	d													0916			
Brockenhurst (BCU)	3 a			0802							0906			0924			0930
Brockenhurst (BCU)	3 d			0803							0907						0931
Beaulieu Road (BEU)	d																0937
Ashurst New Forest (ANF)	d			0813							0841						0941
Totton (TTN)	d			0818							0846						0946
Redbridge (RDB)	d					0846										0939	
Millbrook (Hants) (MBK)	d					0850										0943	
Southampton Central (SOU)	a			0824		0852		0853	←		0924				0945		0953
Southampton Central (SOU)	d	0652		0754	0826	0859		0855		0859	0915	0925			0959		0955
St Denys (SDN)	d					→				0904				→			1004
Swaythling (SWG)	d									0907							1007
Southampton Airport Parkwy (SOA) ↔	d	0700		0802	0834			0903	0910	0923	0933						1003
Southampton Airport Parkwy (SOA) ↔	d																1010
Portsmouth Harbour (PMH)	d			0717				0817									0917
Portsmouth & Southsea (PMS)	d			0722				0822									0922
Fratton (FTN)	d			0726				0826									0926
Hilsea (HLS)	d			0730				0830									0930
Cosham (CSA)	d			0735				0835									0935
Portchester (PTC)	d			0740				0840									0940
Fareham (FRM)	d			0746				0846									0946
Botley (BOE)	d			0753				0853									0953
Hedge End (HDE)	d			0758				0858									0958
Eastleigh (ESL)	3 a	0704		0804	0807			0904	0907	0914							1004
Eastleigh (ESL)	3 d	0708		0811				0911	0915								1011
Chandlers Ford (CFR)	d								0920								1020
Romsey (ROM)	a								0928								1028
Shawford (SHW)	d	0714		0817				0917									1017
Winchester (WIN)	d	0722		0823	0843			0923		0931	0942						1023
Micheldever (MIC)	d	0730		0832				0932									1032
Basingstoke (BSK)	a	0742		0845	0901			0942		0947	0958						1042
Reading (RDG)	7 a									1006							
Fleet (FLE)	a					0913											
Farnborough (Main) (FNB)	a					0918											
Woking (WOK)	a	0802		0904	0928			1002			1019						1102
Clapham Junction (CLJ)	10 a	0828		0929	0957			1029			1041						1129
London Waterloo (WAT)	15 a	0841		0940	1007			1040			1051						1139

NOTES (see introductory pages for explanation of train operator codes and standard symbols)

- a Arrival time
- d Departure time
- A From Salisbury
- B To Manchester Piccadilly
- C Runs until 26 October. To Cardiff Central

Weymouth, Bournemouth, Yarmouth (IOW), Lymington, Southampton, Portsmouth and Fareham to Winchester and London

Sundays from 21 September

Operator	SW	XC	SW	SW	SW	SW	SW	SW	SW	SW	XC	SW	SW	SW	SW	SW	SW
Days of operation/Notes	□	B	□	☰	□	A	□	□	□	A	B	□	□	☰	□	A	□
1st Class/Reservations/Bus/Ferry	□	□◇	□	☰	□	□	□	□	□	□	□◇	□	□	☰	□	□	□
Catering facilities		☰									☰						
Weymouth (WEY)	d		0845										0945				
Upwey (UPW)	d		0849										0949				
Dorchester West (DCW)	a																
Dorchester South (DCH)	d		0857										0957				
Moreton (Dorset) (MTN)	d		0904										1004				
Wool (WOO)	d		0910										1010				
Wareham (WRM)	d		0918										1018				
Holton Heath (HOL)	d																
Hamworthy (HAM)	d		0925										1025				
Poole (POO)	4 a		0930										1030				
Poole (POO)	4 d		0931					0953					1031				1053
Parkstone (Dorset) (PKS)	d		0936										1035				
Branksome (BSM)	d		0940										1039				
Bournemouth (BMH)	a		0945					1002					1045				1102
Bournemouth (BMH)	d	0940	0949					1004		1040			1049				1104
Pokesdown (POK)	d							1008									1108
Christchurch (CHR)	d							1012									1112
Hinton Admiral (HNA)	d							1017									1117
New Milton (NWM)	d		1000					1021				1100					1121
Sway (SWY)	d							1026									1126
Yarmouth (I.O.W.) (YMH)	☰ d			0905									1005				
Lymington Pier (LYP)	☰ a			0945									1045				
Lymington Pier (LYP)	d	0944			1014							1044			1114		
Lymington Town (LYT)	d	0946			1016							1046			1116		
Brockenhurst (BCU)	3 a	0954	0954	1006				1024				1054	1107		1124		1131
Brockenhurst (BCU)	3 d		0955	1007									1108				1132
Beaulieu Road (BEU)	d																1138
Ashurst New Forest (ANF)	d																1142
Totton (TTN)	d																1147
Redbridge (RDB)	d							1039									1139
Millbrook (Hants) (MBK)	d							1043									1143
Southampton Central (SOU)	a		1008	1023				1045		1053	←	1108			1123		1145
Southampton Central (SOU)	d		1015	1025				1059		1055		1109	1115		1125		1159
St Denys (SDN)	d																1157
Swaythling (SWG)	d																1107
Southampton Airport Parkwy (SOA) ↔	d		1023	1033						1103		1110	1123		1132		1203
Portsmouth Harbour (PMH)	☰ d									1017							1117
Portsmouth & Southsea (PMS)	d									1022							1122
Fratton (FTN)	d									1026							1126
Hilsea (HLS)	d									1030							1130
Cosham (CSA)	d									1035							1135
Portchester (PTC)	d									1040							1140
Fareham (FRM)	d									1046							1146
Botley (BOE)	d									1053							1153
Hedge End (HDE)	d									1058							1158
Eastleigh (ESL)	3 a									1104	1107	1114					1204
Eastleigh (ESL)	3 d									1111		1115					1211
Chandlers Ford (CFR)	d											1120					
Romsey (ROM)	a											1128					
Shawford (SHW)	d									1117							1217
Winchester (WIN)	d		1031	1042						1123		1131		1142			1223
Micheldever (MIC)	d									1132							1232
Basingstoke (BSK)	a		1046	1058						1142		1146		1158			1242
Reading (RDG)	7 a		1106									1205					
Fleet (FLE)	a																
Farnborough (Main) (FNB)	a																
Woking (WOK)	a			1118						1203				1218			1302
Clapham Junction (CLJ)	10 a			1141						1227				1239			1327
London Waterloo (WAT)	15 a			1152						1237				1249			1337

NOTES (see introductory pages for explanation of train operator codes and standard symbols)

- a Arrival time
- d Departure time
- A From Salisbury
- B To Manchester Piccadilly

Weymouth, Bournemouth, Yarmouth (IOW), Lymington, Southampton, Portsmouth and Fareham to Winchester and London

Sundays from 21 September

Operator	SW A	XC B	GW D	SW	SW	SW	SW	SW A	SW	SW	SW A	XC B	SW	SW	SW	SW	SW A
Days of operation/Notes 1st Class/Reservations/Bus/Ferry Catering facilities	□	□◇ ⚓	□	□	□	☞	□	□	□	□	□	□◇ ⚓	□	□	☞	□	□
Weymouth (WEY)	d		1038		1047									1145			
Upwey (UPW)	d		1043		1051									1149			
Dorchester West (DCW)	a		1051														
Dorchester South (DCH)	d				1059									1157			
Moreton (Dorset) (MTN)	d				1106									1204			
Wool (WOO)	d				1112									1210			
Wareham (WRM)	d				1119									1218			
Holton Heath (HOL)	d																
Hamworthy (HAM)	d				1126									1225			
Poole (POO)	4 a				1131									1230			
Poole (POO)	4 d				1132					1153				1231			
Parkstone (Dorset) (PKS)	d				1136									1235			
Branksome (BSM)	d				1140									1239			
Bournemouth (BMH)	a				1146								1202	1245			
Bournemouth (BMH)	d	1140			1150							1204	1240	1249			
Pokesdown (POK)	d												1208				
Christchurch (CHR)	d												1212				
Hinton Admiral (HNA)	d												1217				
New Milton (NWM)	d				1201								1221	1300			
Sway (SWY)	d												1226				
Yarmouth (I.O.W.) (YMH)	☞ d					1105										1205	
Lymington Pier (LYP)	☞ a					1145										1245	
Lymington Pier (LYP)	d		1144				1214						1244			1314	
Lymington Town (LYT)	d		1146				1216						1246			1316	
Brockenhurst (BCU)	3 a		1154	1207			1224						1254	1307		1324	
Brockenhurst (BCU)	3 d			1208										1308			
Beaulieu Road (BEU)	d													1238			
Ashurst New Forest (ANF)	d													1242			
Totton (TTN)	d													1247			
Redbridge (RDB)	d							1239									1339
Millbrook (Hants) (MBK)	d							1243									1343
Southampton Central (SOU)	a	←	1208		1223			1245		1253	←	1308		1323			1345
Southampton Central (SOU)	d	1159	1215		1225			1259		1255		1259	1315	1325			1359
St Denys (SDN)	d	1204						→				1304					→
Swaythling (SWG)	d	1207										1307					
Southampton Airport Parkwy (SOA)	↔ d	1210	1223		1232					1303		1310	1323	1333			
Portsmouth Harbour (PMH)	☞ d								1217								
Portsmouth & Southsea (PMS)	d								1222								
Fratton (FTN)	d								1226								
Hilsea (HLS)	d								1230								
Cosham (CSA)	d								1235								
Portchester (PTC)	d								1240								
Fareham (FRM)	d								1246								
Botley (BOE)	d								1253								
Hedge End (HDE)	d								1258								
Eastleigh (ESL)	3 a	1214							1304	1307		1314					
Eastleigh (ESL)	3 d	1215								1311		1315					
Chandlers Ford (CFR)	d	1220										1320					
Romsey (ROM)	a	1228										1328					
Shawford (SHW)	d									1317							
Winchester (WIN)	d		1231		1242					1323		1331		1342			
Micheldever (MIC)	d									1332							
Basingstoke (BSK)	a		1246		1258					1342		1346		1358			
Reading (RDG)	7 a		1305									1406					
Fleet (FLE)	a																
Farnborough (Main) (FNB)	a																
Woking (WOK)	a				1318					1402				1418			
Clapham Junction (CLJ)	10 a				1339					1427				1439			
London Waterloo (WAT)	↻ 15 a				1349					1437				1449			

NOTES (see introductory pages for explanation of train operator codes and standard symbols)

- a Arrival time
- d Departure time
- A From Salisbury
- B To Manchester Piccadilly
- D To Swindon

Weymouth, Bournemouth, Yarmouth (IOW), Lymington, Southampton, Portsmouth and Fareham to Winchester and London

Sundays from 21 September

Operator	SW	SW	SW	XC	SW	SW	SW	SW	SW	SW	SW	SW	SW	XC	SW	SW	GW
Days of operation/Notes 1st Class/Reservations/Bus/Ferry Catering facilities	□	□	A □	B □◇ ⚓	□	□	⚓ □	□	A □	□	□	□	A □	B □◇ ⚓	□	□	E
Weymouth (WEY)	d					1245										1346	1405
Upwey (UPW)	d					1249										1350	1410
Dorchester West (DCW)	a																1418
Dorchester South (DCH)	d					1257											1358
Moreton (Dorset) (MTN)	d					1304											1405
Wool (WOO)	d					1310											1411
Wareham (WRM)	d					1318											1419
Holton Heath (HOL)	d																
Hamworthy (HAM)	d					1325											1425
Poole (POO)	4 a					1330											1430
Poole (POO)	4 d		1253			1331					1353						1431
Parkstone (Dorset) (PKS)	d					1335											1436
Branksome (BSM)	d					1339											1440
Bournemouth (BMH)	a		1302			1345					1402						1446
Bournemouth (BMH)	d		1304		1340	1349					1404			1440			1449
Pokesdown (POK)	d		1308								1408						
Christchurch (CHR)	d		1312								1412						
Hinton Admiral (HNA)	d		1317								1417						
New Milton (NWM)	d		1321			1400					1421					1500	
Sway (SWY)	d		1326								1426						
Yarmouth (I.O.W.) (YMH)	⚓ d						1305										
Lymington Pier (LYP)	⚓ a						1345										
Lymington Pier (LYP)	d				1344				1414						1444		
Lymington Town (LYT)	d				1346				1416						1446		
Brockenhurst (BCU)	3 a		1331		1354	1407			1424			1431		1454		1508	
Brockenhurst (BCU)	3 d		1332			1408					1432					1509	
Beaulieu Road (BEU)	d		1338								1438						
Ashurst New Forest (ANF)	d		1342								1442						
Totton (TTN)	d		1347								1447						
Redbridge (RDB)	d									1439							
Millbrook (Hants) (MBK)	d									1443							
Southampton Central (SOU)	a		1353	←	1408	1423			1445		1453		←	1509		1523	
Southampton Central (SOU)	d		1355	1359	1415	1425			1459		1455		1459	1515		1525	
St Denys (SDN)	d			1404					→				1504				
Swaythling (SWG)	d			1407									1507				
Southampton Airport Parkwy (SOA)	↔ d		1403	1410	1423	1433					1503		1510	1523		1533	
Portsmouth Harbour (PMH)	⚓ d	1317									1417						
Portsmouth & Southsea (PMS)	d	1322									1422						
Fratton (FTN)	d	1326									1426						
Hilsea (HLS)	d	1330									1430						
Cosham (CSA)	d	1335									1435						
Portchester (PTC)	d	1340									1440						
Fareham (FRM)	d	1346									1446						
Botley (BOE)	d	1353									1453						
Hedge End (HDE)	d	1358									1458						
Eastleigh (ESL)	3 a	1404	1407	1414							1504	1506	←	1514			
Eastleigh (ESL)	3 d	1411		1415							1511	1507	1511	1515			
Chandlers Ford (CFR)	d			1420						→				1520			
Romsey (ROM)	a			1428										1528			
Shawford (SHW)	d	1417											1517				
Winchester (WIN)	d	1423		1431		1442					1517	1523		1531		1542	
Micheldever (MIC)	d	1432										1532					
Basingstoke (BSK)	a	1442		1446		1458					1533	1542		1547		1558	
Reading (RDG)	7 a			1504										1606			
Fleet (FLE)	a																
Farnborough (Main) (FNB)	a												1557				
Woking (WOK)	a	1502				1518					1553	1608				1618	
Clapham Junction (CLJ)	10 a	1527				1539					1614	1628				1639	
London Waterloo (WAT)	↻ 15 a	1537				1549					1624	1639				1649	

NOTES (see introductory pages for explanation of train operator codes and standard symbols)

- a Arrival time
- d Departure time
- A From Salisbury
- B To Manchester Piccadilly
- E To Bristol Temple Meads

Weymouth, Bournemouth, Yarmouth (IOW), Lymington, Southampton, Portsmouth and Fareham to Winchester and London

Sundays from 21 September

Operator Days of operation/Notes 1st Class/Reservations/Bus/Ferry Catering facilities	SW	SW	SW A	SW	SW	SW	SW A	XC B	SW	SW	SW	SW	SW A	SW	SW	SW	SW A		
Weymouth (WEY)	d									1445									
Upwey (UPW)	d									1449									
Dorchester West (DCW)	a																		
Dorchester South (DCH)	d									1457									
Moreton (Dorset) (MTN)	d									1504									
Wool (WOO)	d									1510									
Wareham (WRM)	d									1518									
Holton Heath (HOL)	d																		
Hamworthy (HAM)	d									1525									
Poole (POO)	4 a									1530									
Poole (POO)	4 d					1453				1531						1553			
Parkstone (Dorset) (PKS)	d									1535									
Branksome (BSM)	d									1539									
Bournemouth (BMH)	a					1502				1545							1602		
Bournemouth (BMH)	d					1504			1540	1549							1604		
Pokesdown (POK)	d					1508											1608		
Christchurch (CHR)	d					1512											1612		
Hinton Admiral (HNA)	d					1517											1617		
New Milton (NWM)	d					1521				1600							1621		
Sway (SWY)	d					1526											1626		
Yarmouth (I.O.W.) (YMH)	d	1405										1505							
Lymington Pier (LYP)	a	1445										1545							
Lymington Pier (LYP)	d		1514							1544			1614						
Lymington Town (LYT)	d		1516							1546			1616						
Brockenhurst (BCU)	3 a		1524			1531				1554	1607		1624				1631		
Brockenhurst (BCU)	3 d					1532					1608						1632		
Beaulieu Road (BEU)	d					1538											1638		
Ashurst New Forest (ANF)	d					1542											1642		
Totton (TTN)	d					1547											1647		
Redbridge (RDB)	d			1539										1639					
Millbrook (Hants) (MBK)	d			1543										1643					
Southampton Central (SOU)	a			1545		1554			1609		1623			1645		1653			
Southampton Central (SOU)	d			1559		1555			1559	1615	1625			1659		1655	1659		
St Denys (SDN)	d								1604								1704		
Swaythling (SWG)	d								1607								1707		
Southampton Airport Parkwy (SOA)	d					1603			1610	1623	1633					1703	1710		
Portsmouth Harbour (PMH)	d				1517											1617			
Portsmouth & Southsea (PMS)	d				1522											1622			
Fratton (FTN)	d				1526											1626			
Hilsea (HLS)	d				1530											1630			
Cosham (CSA)	d				1535											1635			
Portchester (PTC)	d				1540											1640			
Fareham (FRM)	d				1546											1646			
Botley (BOE)	d				1553											1653			
Hedge End (HDE)	d				1558											1658			
Eastleigh (ESL)	3 a				1604	1607		1614								1704	1706	1714	
Eastleigh (ESL)	3 d				1611	1607	1611	1615								1711	1707	1711	1715
Chandlers Ford (CFR)	d							1620										1720	
Romsey (ROM)	a							1628										1728	
Shawford (SHW)	d							1617										1717	
Winchester (WIN)	d					1617	1623		1631		1642					1717	1723		
Micheldever (MIC)	d						1632										1732		
Basingstoke (BSK)	a					1633	1642		1646		1658					1733	1742		
Reading (RDG)	7 a								1706										
Fleet (FLE)	a																		
Farnborough (Main) (FNB)	a							1657										1757	
Woking (WOK)	a					1653	1708				1718					1753	1808		
Clapham Junction (CLJ)	10 a					1714	1728				1739					1814	1829		
London Waterloo (WAT)	15 a					1724	1739				1749					1825	1839		

NOTES (see introductory pages for explanation of train operator codes and standard symbols)

- a Arrival time
- d Departure time
- A From Salisbury
- B To Manchester Piccadilly

Weymouth, Bournemouth, Yarmouth (IOW), Lymington, Southampton, Portsmouth and Fareham to Winchester and London

Sundays from 21 September

Operator	XC B 1 ◇	SW □	SW □	GW E	SW □ ⚓	SW □	SW A □	SW □	SW □	SW □	SW A □	SW □	XC B 1 ◇	SW □	SW □ ⚓	SW □	SW □	SW A □
Days of operation/Notes 1st Class/Reservations/Bus/Ferry Catering facilities	⚓	⚓	⚓	⚓	⚓	⚓	⚓	⚓	⚓	⚓	⚓	⚓	⚓	⚓	⚓	⚓	⚓	⚓
Weymouth (WEY)	d		1547	1605										1645				
Upwey (UPW)	d		1551	1610										1649				
Dorchester West (DCW)	a			1618														
Dorchester South (DCH)	d		1559											1657				
Moreton (Dorset) (MTN)	d		1606											1704				
Wool (WOO)	d		1612											1710				
Wareham (WRM)	d		1620											1718				
Holton Heath (HOL)	d																	
Hamworthy (HAM)	d		1626											1725				
Poole (POO)	4 a		1631											1730				
Poole (POO)	4 d		1632						1653					1731				
Parkstone (Dorset) (PKS)	d		1637											1735				
Branksome (BSM)	d		1641											1739				
Bournemouth (BMH)	a		1647						1702					1745				
Bournemouth (BMH)	d	1640	1650						1704				1740	1749				
Pokesdown (POK)	d								1708									
Christchurch (CHR)	d								1712									
Hinton Admiral (HNA)	d								1717									
New Milton (NWM)	d		1701						1721					1800				
Sway (SWY)	d								1726									
Yarmouth (I.O.W.) (YMH)	⚓ d			1605											1705			
Lymington Pier (LYP)	⚓ a			1645											1745			
Lymington Pier (LYP)	d		1644			1714						1744					1814	
Lymington Town (LYT)	d		1646			1716						1746					1816	
Brockenhurst (BCU)	3 a		1654	1709		1724				1731		1754	1754	1807			1824	
Brockenhurst (BCU)	3 d			1710						1732			1755	1808				
Beaulieu Road (BEU)	d									1738								
Ashurst New Forest (ANF)	d									1742								
Totton (TTN)	d									1747								
Redbridge (RDB)	d							1739										1839
Millbrook (Hants) (MBK)	d							1743										1844
Southampton Central (SOU)	a	1708	1724					1745	1753		←		1810	1823				1846
Southampton Central (SOU)	d	1715	1726					1759	1755			1759	1815	1825				1859
St Denys (SDN)	d							→				1804						→
Swaythling (SWG)	d											1807						
Southampton Airport Parkwy (SOA)	← d	1723	1734						1803			1810	1823	1833				
Portsmouth Harbour (PMH)	⚓ d							1717										
Portsmouth & Southsea (PMS)	d							1722										
Fratton (FTN)	d							1726										
Hilsea (HLS)	d							1730										
Cosham (CSA)	d							1735										
Portchester (PTC)	d							1740										
Fareham (FRM)	d							1746										
Botley (BOE)	d							1753										
Hedge End (HDE)	d							1758										
Eastleigh (ESL)	3 a							1804	1806	←		1814						
Eastleigh (ESL)	3 d							1811	1807	1811	1815							
Chandlers Ford (CFR)	d							→			1820							
Romsey (ROM)	a										1828							
Shawford (SHW)	d										1817							
Winchester (WIN)	d	1731	1743						1817	1823			1831	1842				
Micheldever (MIC)	d									1832								
Basingstoke (BSK)	a	1747	1759						1833	1842			1846	1858				
Reading (RDG)	7 a	1806											1905					
Fleet (FLE)	a																	
Farnborough (Main) (FNB)	a									1857								
Woking (WOK)	a		1818							1853	1908			1918				
Clapham Junction (CLJ)	10 a		1839							1915	1928			1939				
London Waterloo (WAT)	⚓ 15 a		1849							1925	1939			1949				

NOTES (see introductory pages for explanation of train operator codes and standard symbols)

- a Arrival time
- d Departure time
- A From Salisbury
- B To Manchester Piccadilly
- E To Bristol Temple Meads

Weymouth, Bournemouth, Yarmouth (IOW), Lymington, Southampton, Portsmouth and Fareham to Winchester and London

Sundays from 21 September

Operator	SW	SW	SW	SW	XC	SW	SW	GW	SW	SW	SW	SW	SW	SW	SW	SW	XC	SW
Days of operation/Notes	□	□	□	A	B	□	□	E	☞	□	A	□	□	□	A	F	□	□
1st Class/Reservations/Bus/Ferry	□	□	□	□	□	□	□	□	□	□	□	□	□	□	□	□	□	□
Weymouth (WEY)	d						1742	1753										
Upwey (UPW)	d						1746	1758										
Dorchester West (DCW)	a							1806										
Dorchester South (DCH)	d						1757e											
Moreton (Dorset) (MTN)	d						1804											
Wool (WOO)	d						1810											
Wareham (WRM)	d						1818											
Holton Heath (HOL)	d																	
Hamworthy (HAM)	d						1825											
Poole (POO)	4 a						1830											
Poole (POO)	4 d		1753				1831						1853					
Parkstone (Dorset) (PKS)	d						1835											
Branksome (BSM)	d						1839											
Bournemouth (BMH)	a		1802				1845						1902					
Bournemouth (BMH)	d		1804		1840		1849						1904				1940	
Pokesdown (POK)	d		1808										1908					
Christchurch (CHR)	d		1812										1912					
Hinton Admiral (HNA)	d		1817										1917					
New Milton (NWM)	d		1821				1900						1921					
Sway (SWY)	d		1826										1926					
Yarmouth (I.O.W.) (YMH)	☞ d							1805										
Lymington Pier (LYP)	☞ a							1845										
Lymington Pier (LYP)	d					1844				1914								1944
Lymington Town (LYT)	d					1846				1916								1946
Brockenhurst (BCU)	3 a		1831			1854	1907			1924			1931					1954
Brockenhurst (BCU)	3 d		1832				1908						1932					
Beaulieu Road (BEU)	d		1838										1938					
Ashurst New Forest (ANF)	d		1842										1942					
Totton (TTN)	d		1847										1947					
Redbridge (RDB)	d											1939						
Millbrook (Hants) (MBK)	d											1943						
Southampton Central (SOU)	a		1853		←	1908	1923			1945			1953			←	2008	
Southampton Central (SOU)	d		1855		1859	1915	1925			1959			1955			1959	2015	
St Denys (SDN)	d				1904					→						2004		
Swaythling (SWG)	d				1907											2007		
Southampton Airport Parkway (SOA)	← d		1903		1910	1923	1933						2003			2010	2023	
Portsmouth Harbour (PMH)	☞ d	1817											1917					
Portsmouth & Southsea (PMS)	d	1822											1922					
Fratton (FTN)	d	1826											1926					
Hilsea (HLS)	d	1830											1930					
Cosham (CSA)	d	1835											1935					
Portchester (PTC)	d	1840											1940					
Fareham (FRM)	d	1846											1946					
Botley (BOE)	d	1853											1953					
Hedge End (HDE)	d	1858											1958					
Eastleigh (ESL)	3 a	1904	1906	←	1914								2004	2006	←	2014		
Eastleigh (ESL)	3 d	1911	1907	1911	1915								2011	2007	2011	2015		
Chandlers Ford (CFR)	d	→			1920							→				2020		
Romsey (ROM)	a				1928											2028		
Shawford (SHW)	d			1917											2017			
Winchester (WIN)	d		1917	1923		1931	1942						2017	2023			2031	
Micheldever (MIC)	d			1932										2032				
Basingstoke (BSK)	a		1933	1942		1946	1958						2033	2042			2046	
Reading (RDG)	7 a					2006												2105
Fleet (FLE)	a																	
Farnborough (Main) (FNB)	a			1957												2057		
Woking (WOK)	a		1953	2008				2018					2053	2108				
Clapham Junction (CLJ)	10 a		2015	2028				2039					2114	2128				
London Waterloo (WAT)	↻ 15 a		2024	2039				2049					2124	2139				

NOTES (see introductory pages for explanation of train operator codes and standard symbols)

- a Arrival time
- d Departure time
- e Arrives 4 minutes earlier
- A From Salisbury
- B To Manchester Piccadilly
- E To Bristol Temple Meads
- F To Birmingham New Street

Weymouth, Bournemouth, Yarmouth (IOW), Lymington, Southampton, Portsmouth and Fareham to Winchester and London

Sundays from 21 September

















Operator	SW	SW	SW	SW	SW	SW	SW	SW	SW	SW	SW	SW	SW	SW	SW	SW	SW	SW
Days of operation/Notes 1st Class/Reservations/Bus/Ferry	□	☞	□	□	□	□	□	□	□	□	□	□	□	□	□	□	□	□
Weymouth (WEY)	d	1845													1955			2011
Upwey (UPW)	d	1849													1959			2016
Dorchester West (DCW)	a																	2024
Dorchester South (DCH)	d	1857													2007			
Moreton (Dorset) (MTN)	d	1904													2014			
Wool (WOO)	d	1910													2020			
Wareham (WRM)	d	1918													2028			
Holton Heath (HOL)	d																	
Hamworthy (HAM)	d	1925													2035			
Poole (POO)	4 a	1930													2043			
Poole (POO)	4 d	1931					1953								2047			
Parkstone (Dorset) (PKS)	d	1935													2051			
Branksome (BSM)	d	1939													2055			
Bournemouth (BMH)	a	1945					2002								2101			
Bournemouth (BMH)	d	1949					2004								2104			
Pokesdown (POK)	d						2008								2108			
Christchurch (CHR)	d						2012								2112			
Hinton Admiral (HNA)	d						2017								2117			
New Milton (NWM)	d	2000					2021								2122			
Sway (SWY)	d						2026								2126			
Yarmouth (I.O.W.) (YMH)	☞ d		1905															
Lymington Pier (LYP)	☞ a		1945															
Lymington Pier (LYP)	d			2014						2044	2114							2144
Lymington Town (LYT)	d			2016						2046	2116							2146
Brockenhurst (BCU)	3 a	2007		2024			2031			2054	2124				2132			2154
Brockenhurst (BCU)	3 d	2008					2032								2133			
Beaulieu Road (BEU)	d						2038								2138			
Ashurst New Forest (ANF)	d						2042								2142			
Totton (TTN)	d						2047								2147			
Redbridge (RDB)	d				2039								2139					
Millbrook (Hants) (MBK)	d				2043								2143					
Southampton Central (SOU)	a	2023			2045		2053		☞				2145		2153		☞	
Southampton Central (SOU)	d	2025			2059		2055		2059				2159		2155		2159	
St Denys (SDN)	d				☞				2104				☞				2204	
Swaythling (SWG)	d								2107								2207	
Southampton Airport Parkwy (SOA) ☞	d	2033					2103		2110						2203		2210	
Portsmouth Harbour (PMH) ☞	d					2017								2117				
Portsmouth & Southsea (PMS)	d					2022								2122				
Fratton (FTN)	d					2026								2126				
Hilsea (HLS)	d					2030								2130				
Cosham (CSA)	d					2035								2135				
Portchester (PTC)	d					2040								2140				
Fareham (FRM)	d					2046								2146				
Botley (BOE)	d					2053								2153				
Hedge End (HDE)	d					2058								2158				
Eastleigh (ESL)	3 a					2104	2106	☞	2114					2204	2206	☞	2214	
Eastleigh (ESL)	3 d					2111	2107	2111	2115					2211	2207	2211	2215	
Chandlers Ford (CFR)	d					☞			2120					☞			2220	
Romsey (ROM)	a								2128								2231	
Shawford (SHW)	d								2117								2217	
Winchester (WIN)	d	2042					2117	2123							2217	2223		
Micheldever (MIC)	d							2132								2232		
Basingstoke (BSK)	a	2058					2133	2142							2233	2242		
Reading (RDG)	7 a																	
Fleet (FLE)	a																	
Farnborough (Main) (FNB)	a								2157								2257	
Woking (WOK)	a	2118					2153	2208							2253	2308		
Clapham Junction (CLJ)	10 a	2139					2214	2228							2314	2328		
London Waterloo (WAT)	☞ 15 a	2149					2224	2238							2324	2339		

NOTES (see introductory pages for explanation of train operator codes and standard symbols)

- a Arrival time
- d Departure time
- A From Salisbury
- E To Bristol Temple Meads

Weymouth, Bournemouth, Yarmouth (IOW), Lymington, Southampton, Portsmouth and Fareham to Winchester and London

Sundays from 21 September

Operator Days of operation/Notes 1st Class/Reservations/Bus/Ferry	SW	SW	SW	SW	SW	SW	SW	SW	SW
			G 			G 			
Weymouth (WEY)	d				2055		2155		2256
Upwey (UPW)	d				2059		2159		2300
Dorchester West (DCW)	a								
Dorchester South (DCH)	d				2107		2207		2308
Moreton (Dorset) (MTN)	d				2114		2214		2315
Wool (WOO)	d				2120		2220		2321
Wareham (WRM)	d				2128		2228		2329
Holton Heath (HOL)	d								
Hamworthy (HAM)	d				2135		2235		2336
Poole (POO)	4 a				2143		2243		2341
Poole (POO)	4 d				2148		2248		2349
Parkstone (Dorset) (PKS)	d				2152		2252		2353
Branksome (BSM)	d				2156		2256		2356
Bournemouth (BMH)	a				2202		2302		0002
Bournemouth (BMH)	d				2206		2306		
Pokesdown (POK)	d				2210		2310		
Christchurch (CHR)	d				2214		2314		
Hinton Admiral (HNA)	d				2219		2319		
New Milton (NWM)	d				2224		2324		
Sway (SWY)	d				2228		2328		
Yarmouth (I.O.W.) (YMH)	 d	2105							
Lymington Pier (LYP)	 a	2145							
Lymington Pier (LYP)	d		2214						
Lymington Town (LYT)	d		2216						
Brockenhurst (BCU)	3 a		2224		2234		2334		
Brockenhurst (BCU)	3 d				2235		2335		
Beaulieu Road (BEU)	d								
Ashurst New Forest (ANF)	d				2243		2343		
Totton (TTN)	d				2248		2348		
Redbridge (RDB)	d			2235					
Millbrook (Hants) (MBK)	d			2241					
Southampton Central (SOU)	a			2244		2253		2355	
Southampton Central (SOU)	d			2305		2255	2305		
St Denys (SDN)	d						2310		
Swaythling (SWG)	d						2313		
Southampton Airport Parkway (SOA)	 d				2303		2316		
Portsmouth Harbour (PMH)	 d				2217			2317	
Portsmouth & Southsea (PMS)	d				2222			2322	
Fratton (FTN)	d				2226			2326	
Hilsea (HLS)	d				2230			2330	
Cosham (CSA)	d				2235			2335	
Portchester (PTC)	d				2240			2340	
Fareham (FRM)	d				2246			2346	
Botley (BOE)	d				2253			2353	
Hedge End (HDE)	d				2258			2358	
Eastleigh (ESL)	3 a				2304	2309	2320		0004
Eastleigh (ESL)	3 d					2311	2322		
Chandlers Ford (CFR)	d						2327		
Romsey (ROM)	a						2335		
Shawford (SHW)	d					2317			
Winchester (WIN)	d					2323			
Micheldever (MIC)	d					2332			
Basingstoke (BSK)	a					2342			
Reading (RDG)	7 a								
Fleet (FLE)	a								
Farnborough (Main) (FNB)	a								
Woking (WOK)	a					0002			
Clapham Junction (CLJ)	10 a					0023			
London Waterloo (WAT)	 15 a					0033			

NOTES (see introductory pages for explanation of train operator codes and standard symbols)

- a Arrival time
- d Departure time
- G From Romsey