

London, Milton Keynes and Rugby to Nuneaton, Tamworth, Lichfield, Stafford and Crewe

Mondays to Fridays

Operator Days of operation/Notes 1st Class/Reservations/Bus Catering facilities	VT A	LM	LM	VT B	LM	VT C	VT C	VT D	LM	VT C	VT C	VT D	LM	VT C	VT C	VT D	LM	VT E	
	1R			1R		1R	1R	1R		1R	1R	1R		1R	1R	1R		1R	
	⊗			⊗		⊗	⊗	⊗		⊗	⊗	⊗		⊗	⊗	⊗		⊗	
London Euston (EUS)	⊗ 15	d		0531		0610	0629	0636	0643	0713	0733	0743	0746	0813	0833	0843	0846	0902	
Watford Junction (WFJ)		d		0548u				0651u											
Milton Keynes Central (MKC)		d		0615		0642	0700	0712	0716							0915	0919		
Northampton (NMP)		d	0520	0601															
Rugby (RUG)		d	0543	0624	0639	←			0739				0842				0942		
Nuneaton (NUN)		d	0555	0637		0637	0710a		0754	0808a			0857c	0909a			0957c		
Atherstone (ATH)		d	0601	→		0643			0800				0903				→		
Polesworth (PSW)		d				0648													
Tamworth (TAM)		d	0610			0653			0808				0911						
Lichfield Trent Valley (LTV)		d	0616			0659			0814				0918						
Rugeley Trent Valley (RGL)		d	0624			0706			0821				0925						
Stafford (STA)		d	0531	0633		0717		0750	0805	0832		0850	0935		0950			1024	
Crewe (CRE)	10	a	0554	0654		0722	0739		0808	0824		0851	0908	0923	0954		1008	1024	1042

Operator Days of operation/Notes 1st Class/Reservations/Bus Catering facilities	LM	VT C	VT C	VT D	LM	VT F	LM	VT C	VT C	VT D	LM	VT C	VT C	VT D	LM	VT F	LM	VT C	
		1R	1R	1R		1R		1R	1R	1R		1R	1R	1R		1R		1R	
		⊗	⊗	⊗		⊗		⊗	⊗	⊗		⊗	⊗	⊗		⊗		⊗	
London Euston (EUS)		⊗ 15	d	0913	0933	0943	0946	1002		1013	1033	1043	1046	1113	1133	1143	1146	1202	1213
Watford Junction (WFJ)		d																	
Milton Keynes Central (MKC)		d			1015	1019						1115	1119			1215	1219		
Northampton (NMP)		d																	
Rugby (RUG)		d	←			1042		←				1142				1242		←	
Nuneaton (NUN)		d	0957c	1009a		1057c		1057c	1109a			1157c	1209a			1257c		1257c	1309a
Atherstone (ATH)		d	1003			→		1103				1203				→		1303	
Polesworth (PSW)		d																	
Tamworth (TAM)		d	1011					1111				1211						1311	
Lichfield Trent Valley (LTV)		d	1018					1118				1218						1318	
Rugeley Trent Valley (RGL)		d	1025					1125				1225						1325	
Stafford (STA)		d	1035		1050			1124	1135		1150	1235		1250			1324	1335	
Crewe (CRE)	10	a	1054		1108	1124		1142	1154		1208	1224	1254		1308	1324	1342	1354	

Operator Days of operation/Notes 1st Class/Reservations/Bus Catering facilities	VT C	VT D	LM	VT F	LM	VT C	VT C	VT D	LM	VT C	VT C	VT D	LM	VT E	VT F	LM	VT C	VT C		
	1R	1R		1R		1R	1R	1R		1R	1R	1R		1R	1R		1R	1R		
	⊗	⊗		⊗		⊗	⊗	⊗		⊗	⊗	⊗		⊗	⊗		⊗	⊗		
London Euston (EUS)	⊗ 15	d	1233	1243	1246	1302		1313	1333	1343	1346	1413	1433	1443	1446	1502	1502		1513	1533
Watford Junction (WFJ)		d																		
Milton Keynes Central (MKC)		d		1315	1319					1415	1419			1515	1519					
Northampton (NMP)		d																		
Rugby (RUG)		d			1342		←				1442			1542				←		
Nuneaton (NUN)		d			1357c		1357c	1409a			1457c	1509a		1557c				1557c	1609a	
Atherstone (ATH)		d			→		1403				1503			→				1603		
Polesworth (PSW)		d																		
Tamworth (TAM)		d					1411				1511							1611		
Lichfield Trent Valley (LTV)		d					1418				1518							1618		
Rugeley Trent Valley (RGL)		d					1425				1525							1625		
Stafford (STA)		d	1350			1424	1435		1450		1535		1550		1624	1624	1635		1650	
Crewe (CRE)	10	a	1408	1423		1442	1454		1508	1523	1554		1608	1623	1642	1642	1654		1708	

For the complete service between London, Milton Keynes and Rugby see table 067
 For the complete service between Stafford and Crewe see table 076

NOTES (see introductory pages for explanation of train operator codes and standard symbols)

- a Arrival time
- d Departure time
- u Stops to pick up only
- c Arrives 3 minutes earlier
- A From Wolverhampton to Glasgow Central
- B To Glasgow Central
- C To Manchester Piccadilly
- D To Liverpool Lime Street
- E To Holyhead
- F To Chester

London, Milton Keynes and Rugby to Nuneaton, Tamworth, Lichfield, Stafford and Crewe

Mondays to Fridays

Operator Days of operation/Notes 1st Class/Reservations/Bus Catering facilities	VT D	LM	VT C	VT FX C	VT FO C	VT D	LM	VT E	VT G	VT E	LM	VT C	VT FX C	VT FO C	VT D	LM	VT H	LM
	Ⓜ		Ⓜ	Ⓜ	Ⓜ	Ⓜ		Ⓜ	Ⓜ	Ⓜ		Ⓜ	Ⓜ	Ⓜ	Ⓜ		Ⓜ	
	Ⓜ	Ⓜ	Ⓜ	Ⓜ	Ⓜ	Ⓜ		Ⓜ	Ⓜ	Ⓜ		Ⓜ	Ⓜ	Ⓜ	Ⓜ		Ⓜ	
London Euston (EUS) d		1543	1546	1613	1633	1633	1643	1646	1702	1705								
Watford Junction (WFJ) d																		
Milton Keynes Central (MKC) d		1615	1619				1715	1719									1815u	1819
Northampton (NMP) d																		
Rugby (RUG) d			1642					1742										1842
Nuneaton (NUN) d			1657c	1709a				1757c										1857c
Atherstone (ATH) d			1703															1857c
Polesworth (PSW) d																		
Tamworth (TAM) d			1713					1809		1809	1813							1909
Lichfield Trent Valley (LTV) d			1720							1816	1820							1916
Rugeley Trent Valley (RGL) d			1727								1827							1920
Stafford (STA) d			1737		1749s	1750					1837		1849s	1850				1932
Crewe (CRE) a		1724	1757		1808	1808	1823			1844	1850	1858		1908	1908	1923		1950

Operator Days of operation/Notes 1st Class/Reservations/Bus Catering facilities	VT C	VT C	VT D	LM	VT E	VT D	LM	VT C	VT C	VT D	LM	VT E	LM	VT C	VT J	VT D	LM	VT J
	Ⓜ	Ⓜ	Ⓜ		Ⓜ	Ⓜ		Ⓜ	Ⓜ	Ⓜ		Ⓜ		Ⓜ	Ⓜ	Ⓜ		Ⓜ
	Ⓜ	Ⓜ	Ⓜ		Ⓜ	Ⓜ		Ⓜ	Ⓜ	Ⓜ		Ⓜ		Ⓜ	Ⓜ	Ⓜ		Ⓜ
London Euston (EUS) d		1813	1833	1843	1846	1902	1907		1913	1933	1943	1946	2002		2013	2033	2043	2046
Watford Junction (WFJ) d															2028u			
Milton Keynes Central (MKC) d				1915u	1919						2015	2019			2049		2115	2119
Northampton (NMP) d																		
Rugby (RUG) d					1942							2042			2111			2142
Nuneaton (NUN) d		1909a			1957c			1957c	2009a			2057c		2057c	2123			2157c
Atherstone (ATH) d								2003						2103				2203
Polesworth (PSW) d																		
Tamworth (TAM) d						2009		2013						2111		2137		2211
Lichfield Trent Valley (LTV) d					2016			2020						2118		2144		2218
Rugeley Trent Valley (RGL) d						2027								2125				2225
Stafford (STA) d			1950		2032			2037		2050		2124	2135	2148	2159			2235
Crewe (CRE) a		2009	2023		2050	2043	2057		2109	2124		2142	2154	2206	2217	2223	2258	2259

Operator Days of operation/Notes 1st Class/Reservations/Bus Catering facilities	LM	LM	VT D	VT C
			Ⓜ	Ⓜ
			Ⓜ	Ⓜ
London Euston (EUS) d		2146	2200	2203
Watford Junction (WFJ) d				
Milton Keynes Central (MKC) d		2219	2240	2245u
Northampton (NMP) d				
Rugby (RUG) d		2242		2311
Nuneaton (NUN) d		2257		2322a
Atherstone (ATH) d		2303		
Polesworth (PSW) d				
Tamworth (TAM) d		2311	2320s	
Lichfield Trent Valley (LTV) d		2318	2327s	
Rugeley Trent Valley (RGL) d		2325		
Stafford (STA) d	2243	2338c	2341s	
Crewe (CRE) a	2325	0002	0009	

NOTES (see introductory pages for explanation of train operator codes and standard symbols)

- a Arrival time
- d Departure time
- s Stops to set down only
- u Stops to pick up only
- c Arrives 3 minutes earlier
- C To Manchester Piccadilly
- D To Liverpool Lime Street
- E To Holyhead
- G To Blackpool North
- H To Wrexham General
- J To Preston
- FO Fridays only
- FX Not Fridays

London, Milton Keynes and Rugby to Nuneaton, Tamworth, Lichfield, Stafford and Crewe

Saturdays

Operator Days of operation/Notes 1st Class/Reservations/Bus Catering facilities	VT A 1R X	LM	LM	LM	VT B 1R X	VT C 1R X	VT D 1R X	LM	VT C 1R X	VT C 1R X	VT D 1R X	LM	VT C 1R X	VT C 1R X	VT D 1R X	LM	VT E 1R X	LM
London Euston (EUS) d					0603	0629	0633	0643	0713	0733	0743	0746	0813	0833	0843	0846	0902	
Watford Junction (WFJ) d					0618u													
Milton Keynes Central (MKC) d					0638	0700	0705	0716			0815	0819			0915	0919		
Northampton (NMP) d		0514		0602														
Rugby (RUG) d		0543		0625	0701			0739				0842				0942		
Nuneaton (NUN) d		0555		0637				0754	0808a			0857e	0909a			0957e		0957e
Atherstone (ATH) d		0601		0643				0800				0903						
Polesworth (PSW) d				0648														
Tamworth (TAM) d		0610		0653			0744	0808				0911						1011
Lichfield Trent Valley (LTV) d		0616		0659			0750	0814				0918						1018
Rugeley Trent Valley (RGL) d		0624		0708				0821				0925						1025
Stafford (STA) d	0536	0633	0643	0720	0732	0750	0806	0835c		0850		0935		0950			1024	1035
Crewe (CRE) a	0554	0654	0725	0739	0751	0808	0824	0854		0908	0923	0954		1008	1023		1042	1054

Operator Days of operation/Notes 1st Class/Reservations/Bus Catering facilities	VT C 1R X	VT C 1R X	VT D 1R X	LM	VT E 1R X	LM	VT C 1R X	VT C 1R X	VT D 1R X	LM	VT C 1R X	VT C 1R X	VT D 1R X	LM	VT F 1R X	LM	VT C 1R X	VT C 1R X
London Euston (EUS) d	0913	0933	0943	0946	1002		1013	1033	1043	1046	1113	1133	1143	1146	1202		1213	1233
Watford Junction (WFJ) d																		
Milton Keynes Central (MKC) d			1015	1019					1115	1119			1215	1219				
Northampton (NMP) d																		
Rugby (RUG) d				1042						1142			1242					
Nuneaton (NUN) d	1009a			1057e		1057e	1109a		1157e	1209a			1257e		1257e	1309a		
Atherstone (ATH) d						1103			1203									
Polesworth (PSW) d																		
Tamworth (TAM) d						1111			1211							1311		
Lichfield Trent Valley (LTV) d						1118			1218							1318		
Rugeley Trent Valley (RGL) d						1125			1225							1325		
Stafford (STA) d		1050			1124	1135		1150	1235		1250			1324	1335			1350
Crewe (CRE) a		1108	1123		1142	1154		1208	1223	1254		1308	1323		1342	1354		1408



Operator Days of operation/Notes 1st Class/Reservations/Bus Catering facilities	VT D 1R X	LM	VT E 1R X	LM	VT C 1R X	VT C 1R X	VT D 1R X	LM	VT C 1R X	VT C 1R X	VT D 1R X	LM	VT C 1R X	VT C 1R X	VT D 1R X	LM	VT E 1R X	LM
London Euston (EUS) d	1243	1246	1302		1313	1333	1343	1346	1413	1433	1443	1446	1513	1533	1543	1546	1602	
Watford Junction (WFJ) d																		
Milton Keynes Central (MKC) d	1315	1319					1415	1419			1515	1519			1615	1619		
Northampton (NMP) d																		
Rugby (RUG) d		1342						1442				1542				1642		
Nuneaton (NUN) d		1357e		1357e	1409a			1457e	1508a			1557e	1608a			1657e		1657e
Atherstone (ATH) d				1403				1503				1603						1703
Polesworth (PSW) d																		
Tamworth (TAM) d				1411				1511				1611						1711
Lichfield Trent Valley (LTV) d				1418				1518				1618						1718
Rugeley Trent Valley (RGL) d				1425				1525				1625						1725
Stafford (STA) d			1424	1435		1450		1535		1550		1635		1650			1724	1735
Crewe (CRE) a	1423		1442	1454		1508	1523	1554		1608	1624	1654		1708	1723		1742	1754



NOTES (see introductory pages for explanation of train operator codes and standard symbols)

- a Arrival time
- d Departure time
- u Stops to pick up only
- c Arrives 4 minutes earlier
- e Arrives 3 minutes earlier
- A From Wolverhampton to Glasgow Central
- B To Glasgow Central
- C To Manchester Piccadilly
- D To Liverpool Lime Street
- E To Holyhead
- F To Chester

London, Milton Keynes and Rugby to Nuneaton, Tamworth, Lichfield, Stafford and Crewe

Saturdays

Operator Days of operation/Notes 1st Class/Reservations/Bus Catering facilities	VT C	VT C	VT D	LM	VT F	LM	VT C	VT C	VT D	LM	VT E	LM	VT C	VT C	VT D	LM	VT G	LM
	11R	11R	11R		11R		11R	11R	11R		11R		11R	11R	11R		11R	
	⊗	⊗	⊗		⊗		⊗	⊗	⊗		⊗		⊗	⊗	⊗		⊗	
London Euston (EUS)  d	1613	1633	1643	1646	1702		1713	1733	1743	1746	1802		1813	1833	1843	1846	1902	
Watford Junction (WFJ) d																		
Milton Keynes Central (MKC) d			1715	1719					1815	1819					1915	1919		
Northampton (NMP) d																		
Rugby (RUG) d				1742		←			1842		←						1942	←
Nuneaton (NUN) d	1709a			1757e		1757e	1809a		1857e		1857e	1909a					1957e	1957e
Atherstone (ATH) d				→		1803												
Polesworth (PSW) d																		
Tamworth (TAM) d						1809	1813				1909	1913						2011
Lichfield Trent Valley (LTV) d						1816	1820				1916	1920						2018
Rugeley Trent Valley (RGL) d							1827					1927						2025
Stafford (STA) d		1750				1832	1837		1850		1932	1937		1950			2024	2035
Crewe (CRE)  a		1808	1823			1850	1856		1908	1923	1950	1957		2008	2023		2042	2054

Operator Days of operation/Notes 1st Class/Reservations/Bus Catering facilities	VT C	VT H	VT C	VT D	LM	VT D	VT C	VT H	LM	VT C	LM
	11R	11R	11R	11R		11R	11R	11R		11R	
	⊗	⊗	⊗	⊗		⊗	⊗	⊗		⊗	
London Euston (EUS)  d	1913	1928	1931	1937	1940	2012	2018	2031	2035	2101	
Watford Junction (WFJ) d								2046u	2050		
Milton Keynes Central (MKC) d				2015	2024		2104		2122	2146	
Northampton (NMP) d											
Rugby (RUG) d					2048	2120			2146		←
Nuneaton (NUN) d	2009a				2100		2135a		2158	2158	
Atherstone (ATH) d					2106				→	2203	
Polesworth (PSW) d											
Tamworth (TAM) d					2114			2156			2211
Lichfield Trent Valley (LTV) d					2120			2203			2218
Rugeley Trent Valley (RGL) d					2127						2224
Stafford (STA) d			2050		2139e	2152				2236	2241e
Crewe (CRE)  a		2101	2108	2123	2159	2209		2230		2259	2302

NOTES (see introductory pages for explanation of train operator codes and standard symbols)

- a Arrival time
- d Departure time
- u Stops to pick up only
- e Arrives 3 minutes earlier
- C To Manchester Piccadilly
- D To Liverpool Lime Street
- E To Holyhead
- F To Chester
- G To Wrexham General
- H To Preston

London, Milton Keynes and Rugby to Nuneaton, Tamworth, Lichfield, Stafford and Crewe

Sundays

Operator Days of operation/Notes 1st Class/Reservations/Bus Catering facilities	LM	VT A 1R X	LM	VT A 1R X	VT B 1R X	LM	VT C 1R X	LM	LM	VT A 1R X	VT B 1R X	VT C 1R X	LM	LM	VT A 1R X	VT B 1R X	LM	VT C 1R X
London Euston (EUS) d	0751	0807		0816	0820		0847		0856	0916	0919	0946		0956	1016	1019		1046
Watford Junction (WFJ) d	0807	0822u			0836u				0911		0936u			1012		1036u		
Milton Keynes Central (MKC) d	0852	0857		0901	0908		0934		0956	1002	1008	1035		1057	1104	1109		1134
Northampton (NMP) d	0927						←		1028				←	1129			←	
Rugby (RUG) d	0951					0951	1010u		1051				1051	1152		1145	1152	1209
Nuneaton (NUN) d	←			0945a		1005		←	1047a				1104	←	1148a		1205	
Atherstone (ATH) d						1011							1110				1211	
Polesworth (PSW) d																		
Tamworth (TAM) d					1001	1019		←			1101		1118				1219	
Lichfield Trent Valley (LTV) d					1008	1025		←	1025		1108		1124				1225	
Rugeley Trent Valley (RGL) d						←			1032				1131				←	
Stafford (STA) d			0942		1024				1046			1124	1146			1221		
Crewe (CRE) a		1018	1025		1042		1057	1105			1142	1157	1205			1239		1254

Operator Days of operation/Notes 1st Class/Reservations/Bus Catering facilities	LM	LM	VT A 1R X	VT B 1R X	LM	VT A 1R X	VT A 1R X	VT B 1R X	LM	VT D 1R X	LM	VT A 1R X	VT A 1R X	VT B 1R X	LM	VT E 1R X	LM	VT A 1R X
London Euston (EUS) d		1052	1116	1119		1208	1232	1242	1245	1302		1312	1332	1342	1345	1401		1412
Watford Junction (WFJ) d		1114		1136u														
Milton Keynes Central (MKC) d		1159	1203	1210		1240		1315	1319					1415	1419			
Northampton (NMP) d		1221				←												
Rugby (RUG) d		1244		1233	1244				1342		←				1442		←	
Nuneaton (NUN) d		←	1232a		1256	1309a			1357c		1357c	1409a			1457c		1457c	1509a
Atherstone (ATH) d					1302				←		1403			←			1503	
Polesworth (PSW) d																		
Tamworth (TAM) d	←				1310						1411						1511	
Lichfield Trent Valley (LTV) d	1225				1317						1418						1518	
Rugeley Trent Valley (RGL) d	1232				1324						1425						1525	
Stafford (STA) d	1244			1306	1334		1350		1424	1436		1450			1524	1536		
Crewe (CRE) a	1303			1324	1353		1409	1423	1442	1458		1509	1523		1542	1558		

Operator Days of operation/Notes 1st Class/Reservations/Bus Catering facilities	VT A 1R X	VT B 1R X	LM	VT F 1R X	LM	VT A 1R X	VT A 1R X	VT B 1R X	LM	VT E 1R X	LM	VT A 1R X	VT A 1R X	VT B 1R X	LM	VT G 1R X	LM	VT A 1R X
London Euston (EUS) d	1432	1442	1445	1501		1512	1532	1542	1545	1601		1612	1632	1642	1645	1701		1712
Watford Junction (WFJ) d																		
Milton Keynes Central (MKC) d		1515	1519					1615	1619					1715	1719			
Northampton (NMP) d																		
Rugby (RUG) d			1542		←				1642		←				1742		←	
Nuneaton (NUN) d			1557c		1557c	1609a			1657c		1657c	1709a			1757c		1757c	1809a
Atherstone (ATH) d			←		1603				←		1703			←			1803	
Polesworth (PSW) d																		
Tamworth (TAM) d					1611						1711						1811	
Lichfield Trent Valley (LTV) d					1618						1718						1818	
Rugeley Trent Valley (RGL) d					1625						1725						1825	
Stafford (STA) d	1550			1624	1636		1650		1724	1735		1750			1824	1835		
Crewe (CRE) a	1609	1623		1642	1658		1708	1723	1742	1754		1808	1823		1842	1854		

NOTES (see introductory pages for explanation of train operator codes and standard symbols)

- a Arrival time
- d Departure time
- u Stops to pick up only
- c Arrives 3 minutes earlier
- A To Manchester Piccadilly
- B To Liverpool Lime Street
- C To Glasgow Central
- D To Holyhead
- E To Chester
- F To Blackpool North
- G To Wrexham General

London, Milton Keynes and Rugby to Nuneaton, Tamworth, Lichfield, Stafford and Crewe

Sundays

Operator Days of operation/Notes 1st Class/Reservations/Bus Catering facilities	VT A	VT B	LM	VT D	LM	VT A	VT A	VT B	LM	VT D	LM	VT A	VT A	VT B	LM	VT A	VT H	VT A
	1R	1R		1R		1R	1R	1R		1R		1R	1R	1R		1R	1R	1R
	⊗	⊗		⊗		⊗	⊗	⊗		⊗		⊗	⊗	⊗		⊗	⊗	⊗
London Euston (EUS) d	1732	1742	1745	1801		1812	1832	1842	1845	1901		1912	1932	1942	1945	2012	2028	2031
Watford Junction (WFJ) d																		
Milton Keynes Central (MKC) d		1815	1819					1915	1919					2015	2019			
Northampton (NMP) d																		
Rugby (RUG) d			1842		←				1942		←				2042			
Nuneaton (NUN) d			1857c		1857c	1909a			1957c		1957c	2009a			2057c	2109a		
Atherstone (ATH) d			→		1903				→		2003				2103			
Polesworth (PSW) d																		
Tamworth (TAM) d						1911						2011			2111			
Lichfield Trent Valley (LTV) d						1918						2018			2118			
Rugeley Trent Valley (RGL) d						1925						2025			2125			
Stafford (STA) d	1850			1924	1935		1950			2024	2035		2050		2135			2150
Crewe (CRE) a	1908	1923		1942	1954		2008	2023		2042	2054		2108	2123	2154		2201	2208

Operator Days of operation/Notes 1st Class/Reservations/Bus Catering facilities	VT B	VT H	VT B	VT A
	1R	1R	1R	1R
	⊗	⊗	⊗	⊗
London Euston (EUS) d	2039	2053	2121	2149
Watford Junction (WFJ) d				2209u
Milton Keynes Central (MKC) d	2124	2139		2242
Northampton (NMP) d				
Rugby (RUG) d		2203		2318
Nuneaton (NUN) d			2259	2329
Atherstone (ATH) d				
Polesworth (PSW) d				
Tamworth (TAM) d	2203			
Lichfield Trent Valley (LTV) d	2210			
Rugeley Trent Valley (RGL) d				
Stafford (STA) d	2225		2325	2352s
Crewe (CRE) a	2243	2248	2345	0015

NOTES (see introductory pages for explanation of train operator codes and standard symbols)

- a Arrival time
- d Departure time
- s Stops to set down only
- u Stops to pick up only
- c Arrives 3 minutes earlier
- A To Manchester Piccadilly
- B To Liverpool Lime Street
- D To Holyhead
- H To Preston

Crewe and Stafford to Lichfield, Tamworth, Nuneaton, Rugby, Milton Keynes and London

Mondays to Fridays

Operator Days of operation/Notes 1st Class/Reservations/Bus Catering facilities	LM	VT A 1R X	LM	VT C 1R X	VT B 1R X	LM	VT A 1R X	VT C 1R X	VT D 1R X	VT A 1R X	LM	VT A 1R X	LM	VT E 1R X	VT A 1R X	LM	VT C 1R X	VT A 1R X
Crewe (CRE) 10 d	0510	0537	0545	0603			0632		0655		0713	0732		0755		0813	0823	0832
Stafford (STA) d	0533	0556	0609c	0622				0654	0714		0732	0752		0814		0832		0852
Rugeley Trent Valley (RGL) d			0620										0742			0842		
Lichfield Trent Valley (LTV) d	0549		0628		0641			0710			0749					0849		
Tamworth (TAM) d	0556		0635		0648			0718			0756					0856		
Atherstone (ATH) d	0604		0643								0804					0904		
Nuneaton (NUN) d	0612	0620	0650			0650	0711			0743	0811		0811	0843		0911		
Rugby (RUG) a	0625	0632		0652		0706		0737					0826					
Northampton (NMP) a																		
Milton Keynes Central (MKC) a	0648	0652		0713	0724	0729							0849				0926	
Watford Junction (WFJ) a																		
London Euston (EUS) 15 a	0724	0727		0753	0800	0805	0810	0827	0835	0841		0909	0925	0935	0941		1003	1009

Operator Days of operation/Notes 1st Class/Reservations/Bus Catering facilities	LM	VT E 1R X	VT A 1R X	LM	VT C 1R X	VT A 1R X	LM	LM	VT F 1R X	VT A 1R X	LM	VT C 1R X	VT A 1R X	LM	VT E 1R X	VT A 1R X	LM	VT C 1R X
Crewe (CRE) 10 d		0855		0913	0923	0932		0933	0943		1013	1023	1032		1055		1113	1123
Stafford (STA) d		0914		0932		0952		1016a			1032		1052		1114		1132	
Rugeley Trent Valley (RGL) d				0942							1042						1142	
Lichfield Trent Valley (LTV) d				0949					1015		1049						1149	
Tamworth (TAM) d				0956					1022		1056						1156	
Atherstone (ATH) d				1004							1104						1204	
Nuneaton (NUN) d	0911		0943	1011			1011			1043	1111			1111	1143		1211	
Rugby (RUG) a	0926						1026		1042				1126	1126				
Northampton (NMP) a																		
Milton Keynes Central (MKC) a	0948				1026		1048					1126		1148				1226
Watford Junction (WFJ) a																		
London Euston (EUS) 15 a	1024	1037	1041		1103	1109	1124		1135	1141		1204	1210	1224	1235	1241		1303

Operator Days of operation/Notes 1st Class/Reservations/Bus Catering facilities	VT A 1R X	LM	LM	VT A 1R X	LM	VT C 1R X	VT A 1R X	LM	VT F 1R X	VT A 1R X	LM	VT C 1R X	VT A 1R X	LM	LM	VT A 1R X	LM	VT C 1R X
Crewe (CRE) 10 d	1132		1133		1213	1223	1232		1255		1313	1323	1332		1333		1413	1423
Stafford (STA) d	1152		1217a		1232		1252		1314		1332		1352		1416a		1432	
Rugeley Trent Valley (RGL) d					1242						1342						1442	
Lichfield Trent Valley (LTV) d					1249						1349						1449	
Tamworth (TAM) d					1256						1356						1456	
Atherstone (ATH) d					1304						1404						1504	
Nuneaton (NUN) d		1211		1243	1311			1311		1343	1411			1411	1443		1511	
Rugby (RUG) a		1226						1326						1426				
Northampton (NMP) a																		
Milton Keynes Central (MKC) a		1248				1326		1348				1426		1448				1526
Watford Junction (WFJ) a																		
London Euston (EUS) 15 a	1309	1324		1341		1403	1410	1424	1437	1441		1503	1509	1524		1541		1604

NOTES (see introductory pages for explanation of train operator codes and standard symbols)

- a Arrival time
- d Departure time
- c Arrives 4 minutes earlier
- A From Manchester Piccadilly
- B From Lancaster
- C From Liverpool Lime Street
- D From Blackpool North
- E From Holyhead
- F From Chester

Crewe and Stafford to Lichfield, Tamworth, Nuneaton, Rugby, Milton Keynes and London

Mondays to Fridays

Operator Days of operation/Notes 1st Class/Reservations/Bus Catering facilities	VT A	LM	VT E	VT A	LM	VT C	VT A	LM	VT F	VT A	LM	VT C	VT A	LM	VT E	VT A	LM	VT C	
	1R		1R	1R		1R	1R		1R	1R		1R	1R		1R	1R		1R	
	⊗		⊗	⊗		⊗	⊗		⊗	⊗		⊗	⊗		⊗	⊗		⊗	
Crewe (CRE)	10 d	1432		1455		1513	1523	1532		1555		1613	1623	1632		1655		1713	1723
Stafford (STA)	d	1452		1514		1532		1552		1614		1632		1652		1714		1732	
Rugeley Trent Valley (RGL)	d					1542						1642						1742	
Lichfield Trent Valley (LTV)	d					1549						1649						1749	
Tamworth (TAM)	d					1556						1656						1756	
Atherstone (ATH)	d					1604						1704						1804	
Nuneaton (NUN)	d		1511		1543	1611			1611		1643	1711			1711		1743	1811	
Rugby (RUG)	a		1526						1626						1726				
Northampton (NMP)	a																		
Milton Keynes Central (MKC)	a		1548					1626		1648				1726		1748			1826
Watford Junction (WFJ)	a																		
London Euston (EUS)	10 15 a	1610	1624	1637	1641		1703	1709	1724	1735	1742		1803	1810	1824	1835	1841		1903

Operator Days of operation/Notes 1st Class/Reservations/Bus Catering facilities	VT A	LM	VT F	VT A	LM	VT C	VT A	LM	LM	VT A	LM	VT C	VT A	LM	LM	VT A	LM	VT C	
	1R		1R	1R		1R	1R			1R		1R	1R			1R		1R	
	⊗		⊗	⊗		⊗	⊗			⊗		⊗	⊗			⊗		⊗	
Crewe (CRE)	10 d	1732		1755		1813	1823	1832		1833		1913	1923	1932		1933		2013	2023
Stafford (STA)	d	1752		1814		1832		1852		1917a		1932		1952		2016a		2032	
Rugeley Trent Valley (RGL)	d					1842						1942						2042	
Lichfield Trent Valley (LTV)	d					1849						1949						2049	
Tamworth (TAM)	d					1856						1956						2056	
Atherstone (ATH)	d					1904						2004						2104	
Nuneaton (NUN)	d		1811		1843	1911			1911		1943	2011			2011		2027	2111	
Rugby (RUG)	a		1826						1926					2028		2039			
Northampton (NMP)	a																		
Milton Keynes Central (MKC)	a		1848					1926		1948				2026		2051		2059	2126
Watford Junction (WFJ)	a												2056s						
London Euston (EUS)	10 15 a	1911	1924	1935	1941		2003	2010	2024		2041		2103	2113	2127		2134		2205

Operator Days of operation/Notes 1st Class/Reservations/Bus Catering facilities	VT A	LM	LM	VT G	VT A	LM	VT C	LM	VT A	LM	
	1R			1R	1R		1R		1R		
	⊗			⊗	⊗		⊗		⊗		
Crewe (CRE)	10 d	2032		2033	2046		2113	2135	2144		2213
Stafford (STA)	d	2052		2116a			2132	2155	2225a		2232
Rugeley Trent Valley (RGL)	d						2142				2242
Lichfield Trent Valley (LTV)	d						2149			2217	2249
Tamworth (TAM)	d						2156			2224	2256
Atherstone (ATH)	d						2204				2304
Nuneaton (NUN)	d		2111			2128	2211	2221			2311
Rugby (RUG)	a		2126		2131		2226	2232			2328
Northampton (NMP)	a						2249				
Milton Keynes Central (MKC)	a		2148		2152	2157		2256		2301	
Watford Junction (WFJ)	a	2157s						2331s		2336s	
London Euston (EUS)	10 15 a	2214	2224		2227	2231		2356		2359	

NOTES (see introductory pages for explanation of train operator codes and standard symbols)

- a Arrival time
- d Departure time
- s Stops to set down only
- A From Manchester Piccadilly
- C From Liverpool Lime Street
- E From Holyhead
- F From Chester
- G From Glasgow Central

Crewe and Stafford to Lichfield, Tamworth, Nuneaton, Rugby, Milton Keynes and London

Saturdays

Operator Days of operation/Notes 1st Class/Reservations/Bus Catering facilities	LM	VT A 1R X	LM	VT C 1R X	VT B 1R X	LM	VT A 1R X	LM	VT C 1R X	VT D 1R X	VT A 1R X	LM	VT C 1R X	VT A 1R X	LM	VT E 1R X	VT A 1R X	LM
Crewe (CRE) 10 d	0525	0537		0603		0606	0632			0655		0713	0723	0732		0755		0813
Stafford (STA) d	0544	0556		0622		0632c			0654	0714		0732		0752		0814		0832
Rugeley Trent Valley (RGL) d	0554		←			0642		←				0742						0842
Lichfield Trent Valley (LTV) d	0602		0602		0642	0649		0649	0710			0749						0849
Tamworth (TAM) d	←		0608		0649	←		0656	0718			0756						0856
Atherstone (ATH) d			0617					0704				0804						0904
Nuneaton (NUN) d		0620	0624				0711				0743	0811			0811		0843	0911
Rugby (RUG) a		0632	0640	0652				0726	0737			←			0826			←
Northampton (NMP) a																		
Milton Keynes Central (MKC) a		0652	0702	0713	0725			0750					0826		0848			
Watford Junction (WFJ) a							0756s											
London Euston (EUS) 15 a		0727	0738	0753	0800		0813	0827	0831	0835	0841		0903	0909	0924	0935	0941	

Operator Days of operation/Notes 1st Class/Reservations/Bus Catering facilities	VT C 1R X	VT A 1R X	LM	LM	VT A 1R X	LM	VT C 1R X	VT A 1R X	LM	VT E 1R X	VT A 1R X	LM	VT C 1R X	VT A 1R X	LM	VT E 1R X	VT A 1R X	LM
Crewe (CRE) 10 d	0823	0832		0833		0913	0923	0932		0955		1013	1023	1032		1055		1113
Stafford (STA) d		0852		0916a		0932		0952		1014		1032		1052		1114		1132
Rugeley Trent Valley (RGL) d						0942						1042						1142
Lichfield Trent Valley (LTV) d						0949						1049						1149
Tamworth (TAM) d						0956						1056						1156
Atherstone (ATH) d			←			1004		←				1104			←			1204
Nuneaton (NUN) d			0911		0943	1011			1011		1043	1111			1111		1143	1211
Rugby (RUG) a			0926			←			1026			←			1126			←
Northampton (NMP) a																		
Milton Keynes Central (MKC) a	0926		0948				1026		1048				1126		1148			
Watford Junction (WFJ) a																		
London Euston (EUS) 15 a	1003	1009	1024		1041		1103	1109	1124	1135	1141		1203	1209	1224	1235	1241	

Operator Days of operation/Notes 1st Class/Reservations/Bus Catering facilities	VT C 1R X	VT A 1R X	LM	LM	VT A 1R X	LM	VT C 1R X	VT A 1R X	LM	VT D 1R X	VT A 1R X	LM	VT C 1R X	VT A 1R X	LM	LM	VT A 1R X	LM
Crewe (CRE) 10 d	1123	1132		1133		1213	1223	1232		1255		1313	1323	1332		1333		1413
Stafford (STA) d		1152		1216a		1232		1252		1314		1332		1352		1416a		1432
Rugeley Trent Valley (RGL) d						1242						1342						1442
Lichfield Trent Valley (LTV) d						1249						1349						1449
Tamworth (TAM) d						1256						1356						1456
Atherstone (ATH) d			←			1304		←				1404			←			1504
Nuneaton (NUN) d			1211		1243	1311			1311		1343	1411			1411		1443	1511
Rugby (RUG) a			1226			←			1326			←			1426			←
Northampton (NMP) a																		
Milton Keynes Central (MKC) a	1226		1248				1326		1348				1426		1448			
Watford Junction (WFJ) a																		
London Euston (EUS) 15 a	1303	1309	1324		1341		1403	1409	1424	1437	1441		1503	1509	1524		1541	

NOTES (see introductory pages for explanation of train operator codes and standard symbols)

- a Arrival time
- d Departure time
- s Stops to set down only
- c Arrives 7 minutes earlier
- A From Manchester Piccadilly
- B From Lancaster
- C From Liverpool Lime Street
- D From Chester
- E From Holyhead

Crewe and Stafford to Lichfield, Tamworth, Nuneaton, Rugby, Milton Keynes and London

Saturdays

Operator Days of operation/Notes 1st Class/Reservations/Bus Catering facilities	VT C	VT A	LM	VT D	VT A	LM	VT C	VT A	LM	VT E	VT A	LM	VT C	VT A	LM	VT E	VT A	LM	
Crewe (CRE)	10 d	1423	1432		1455		1513	1523	1532		1555		1613	1623	1632		1655		1713
Stafford (STA)	d		1452		1514		1532	1552	1614		1632		1652	1714		1732		1742	
Rugeley Trent Valley (RGL)	d						1542				1642					1749		1756	
Lichfield Trent Valley (LTV)	d						1549				1649					1804		1811	
Tamworth (TAM)	d						1556				1704					1726		1743	
Atherstone (ATH)	d			←			1604				1711								
Nuneaton (NUN)	d			1511		1543	1611		←	1611		1643	1711			1711		1743	1811
Rugby (RUG)	a			1526			→			1626		→			1726				→
Northampton (NMP)	a																		
Milton Keynes Central (MKC)	a	1526		1548			1626		1648				1726		1748				
Watford Junction (WFJ)	a																		
London Euston (EUS)	10 a	1603	1609	1624	1635	1641		1703	1709	1724	1735	1741		1803	1809	1824	1835	1841	

Operator Days of operation/Notes 1st Class/Reservations/Bus Catering facilities	VT C	VT A	LM	LM	VT A	LM	VT C	VT A	LM	LM	VT A	LM	VT C	VT A	LM	LM	VT A	LM
Crewe (CRE)	10 d	1723	1732		1733		1813	1823	1832		1833	1913	1923	1932		1933		2013
Stafford (STA)	d		1752		1816a		1832	1852	1916a		1932	1923	1952		2016a		2032	
Rugeley Trent Valley (RGL)	d						1842				1942						2042	
Lichfield Trent Valley (LTV)	d						1849				1949						2049	
Tamworth (TAM)	d						1856				1956						2056	
Atherstone (ATH)	d			←			1904			←	2004				←		2104	
Nuneaton (NUN)	d			1811		1843	1911		←	1911		1943	2011		←	2011		2027
Rugby (RUG)	a			1826			→			1926		→	2022		2026		2111	
Northampton (NMP)	a															2048		
Milton Keynes Central (MKC)	a	1826		1848			1926		1948				2030	2045			2100	
Watford Junction (WFJ)	a						2002s	2019					2115s				2128s	
London Euston (EUS)	10 a	1903	1909	1924		1941		2003	2025	2039		2058		2127	2133		2152	

Operator Days of operation/Notes 1st Class/Reservations/Bus Catering facilities	VT C	LM	VT F	VT A
Crewe (CRE)	10 d	2023		2044
Stafford (STA)	d			2103
Rugeley Trent Valley (RGL)	d			
Lichfield Trent Valley (LTV)	d			2117
Tamworth (TAM)	d			2123
Atherstone (ATH)	d		←	
Nuneaton (NUN)	d		2111	
Rugby (RUG)	a		2126	2133
Northampton (NMP)	a			
Milton Keynes Central (MKC)	a	2130	2150	2156
Watford Junction (WFJ)	a		2224	2231s
London Euston (EUS)	10 a	2225	2244	2255

NOTES (see introductory pages for explanation of train operator codes and standard symbols)

- a Arrival time
- d Departure time
- s Stops to set down only
- A From Manchester Piccadilly
- C From Liverpool Lime Street
- D From Chester
- E From Holyhead
- F From Glasgow Central

Crewe and Stafford to Lichfield, Tamworth, Nuneaton, Rugby, Milton Keynes and London

Sundays

Operator Days of operation/Notes 1st Class/Reservations/Bus Catering facilities	VT A	VT B	VT A	VT B	LM	VT C	LM	VT B	VT D	LM	VT C	VT A	VT A	LM	VT B	VT C	LM	VT E			
Crewe (CRE)	10 d	0841	0849			0915	0930	0943	0952	1015	1037		1046	1056			1113	1123	1142	1151	
Stafford (STA)	d	0900				0934	1016a		1017c	1034	1056						1132			1210	
Rugeley Trent Valley (RGL)	d								1028								1142				
Lichfield Trent Valley (LTV)	d			0924					1035								1149				
Tamworth (TAM)	d								1042								1156				
Atherstone (ATH)	d								1050								1204				
Nuneaton (NUN)	d		0929						1057		1057		1149	1211			1211			1211	
Rugby (RUG)	a							1030	1030	1114	1134	1203	1203	1203			1226			1226	
Northampton (NMP)	a									1137											
Milton Keynes Central (MKC)	a	1008				1043			1105		1145		1156	1209	1216	1224		1228		1248	1259
Watford Junction (WFJ)	a	1036s	1041s			1115s			1143s				1227								
London Euston (EUS)	10 a	1059	1104	1110	1140				1209		1228	1237	1242	1246	1254	1301		1306	1319	1325	1336

Operator Days of operation/Notes 1st Class/Reservations/Bus Catering facilities	LM	VT B	VT A	LM	VT F	VT A	LM	VT B	VT A	LM	VT D	VT A	LM	VT B	VT A	LM	VT E	VT A	
Crewe (CRE)	10 d	1213	1223	1232		1255		1313	1323	1332		1355		1413	1432	1432	1432	1452	1455
Stafford (STA)	d	1232		1252		1314		1332	1352		1414			1432		1452			1514
Rugeley Trent Valley (RGL)	d	1242						1342						1442					
Lichfield Trent Valley (LTV)	d	1249						1349						1449					
Tamworth (TAM)	d	1256						1356						1456					
Atherstone (ATH)	d	1304				1404								1504					
Nuneaton (NUN)	d	1311			1311	1343	1411			1411		1443	1511				1511		1543
Rugby (RUG)	a	1326			1326		1426			1426			1526				1526		
Northampton (NMP)	a																		
Milton Keynes Central (MKC)	a		1326		1348			1426		1448				1526		1548			
Watford Junction (WFJ)	a																		
London Euston (EUS)	10 a	1404	1410	1425	1436	1442		1504	1510	1525	1536	1542		1604	1610	1625	1636	1642	

Operator Days of operation/Notes 1st Class/Reservations/Bus Catering facilities	LM	VT B	VT A	LM	VT E	VT A	LM	VT B	VT A	LM	VT D	VT A	LM	VT B	VT A	LM	LM	VT A
Crewe (CRE)	10 d	1513	1523	1532		1555		1613	1623	1632		1655		1713	1723	1732		1733
Stafford (STA)	d	1532		1552		1614		1632	1652		1714			1732		1752		1816a
Rugeley Trent Valley (RGL)	d	1542						1642						1742				
Lichfield Trent Valley (LTV)	d	1549						1649						1749				
Tamworth (TAM)	d	1556						1656						1756				
Atherstone (ATH)	d	1604				1704								1804				
Nuneaton (NUN)	d	1611			1611	1643	1711			1711		1743	1811				1811	1843
Rugby (RUG)	a	1626			1626		1726			1726			1826				1826	
Northampton (NMP)	a																	
Milton Keynes Central (MKC)	a		1626		1648			1726		1748				1826		1848		
Watford Junction (WFJ)	a																	
London Euston (EUS)	10 a	1704	1710	1725	1736	1742		1804	1810	1825	1836	1842		1904	1910	1925		1942

NOTES (see introductory pages for explanation of train operator codes and standard symbols)

- a Arrival time
- d Departure time
- s Stops to set down only
- c Arrives 7 minutes earlier
- A From Manchester Piccadilly
- B From Liverpool Lime Street
- C From Preston
- D From Chester
- E From Holyhead
- F From Wrexham General

Crewe and Stafford to Lichfield, Tamworth, Nuneaton, Rugby, Milton Keynes and London

Sundays

Operator Days of operation/Notes 1st Class/Reservations/Bus Catering facilities	LM	VT B 11R X	VT A 11R X	LM	LM	VT A 11R X	LM	VT B 11R X	VT A 11R X	VT A 11R X	LM	LM	VT A 11R X	LM	VT B 11R X	LM	VT G 11R X	LM
Crewe (CRE) 10 d	1813	1823	1832		1833		1913	1923	1932			1933		2013	2023	2033	2049	
Stafford (STA) d	1832		1852		1916a		1932		1952			2016a		2034e	2043	2116a		
Rugeley Trent Valley (RGL) d	1842						1942							2044				
Lichfield Trent Valley (LTV) d	1849						1949				2017			2051				
Tamworth (TAM) d	1856						1956							2058				
Atherstone (ATH) d	1904			←			2004							2106				←
Nuneaton (NUN) d	1911			1911		1943	2011				2011		2043	2114				2114
Rugby (RUG) a	←			1926			←			2038	2026			←				2129
Northampton (NMP) a											2047							2152
Milton Keynes Central (MKC) a		1926		1948				2026			2102		2113		2135		2152	2210
Watford Junction (WFJ) a										2128s					2211s		2229s	2253
London Euston (EUS) 15 a		2004	2010	2025		2042		2104	2114	2147	2153		2201		2237		2252	2316

Operator Days of operation/Notes 1st Class/Reservations/Bus Catering facilities	LM	VT B 11R X
Crewe (CRE) 10 d	2113	2124
Stafford (STA) d	2131	2143
Rugeley Trent Valley (RGL) d	2141	
Lichfield Trent Valley (LTV) d	2148	2200
Tamworth (TAM) d	2155	2207
Atherstone (ATH) d	2203	
Nuneaton (NUN) d	2210	2219
Rugby (RUG) a	2225	2232
Northampton (NMP) a	2247	
Milton Keynes Central (MKC) a		2305
Watford Junction (WFJ) a		2336s
London Euston (EUS) 15 a		2355

NOTES (see introductory pages for explanation of train operator codes and standard symbols)

- a Arrival time
- d Departure time
- s Stops to set down only
- e Arrives 3 minutes earlier
- A From Manchester Piccadilly
- B From Liverpool Lime Street
- G From Glasgow Central