








London to Winchester, Fareham, Portsmouth, Southampton, Lymington, Yarmouth (IOW), Bournemouth and Weymouth

Mondays to Fridays






Operator Train ID Days of operation/Notes 1st Class/Reservations/Bus/Ferry	SW	SW	SW	SW	SW	SW	SW	SW	SW	SW	SW	SW	SW	SW	SW	SW	SW	SW
	1W71	1B71	1T75	1B75	1T75	1B81	MO A	1W85	1B73	1B75	1B77	2B77	MX	2W01	1J01	MX	2W03	
	MO	MO	MO	MO	MO	MO		MX	MX	MX	MX	MX						
London Waterloo (WAT)  d						0010												
Clapham Junction (CLJ) d						0017u												
Woking (WOK) d						0042							0004					
Farnborough (Main) (FNB) d													0015					
Fleet (FLE) d													0020					
Reading (RDG) d																		
Basingstoke (BSK) d						0101							0035					
Micheldever (MIC) d													0003					
Winchester (WIN) d			0007	0014		0118							0012	0051				
Shawford (SHW) d			0012										0017					
Romsey (ROM) d																		
Chandlers Ford (CFR) d																		
Eastleigh (ESL) a			0017	0023		0126							0022	0059				
Eastleigh (ESL) d			0030	0024	0030	0127							0023	0100				
Hedge End (HDE) d						0036s												
Botley (BOE) d						0039s												
Fareham (FRM) a						0047s												
Portchester (PTC) a						0053s												
Cosham (CSA) a						0057s												
Hilsea (HLS) a																		
Fratton (FTN) a						0105s												
Portsmouth & Southsea (PMS) a						0108s												
Portsmouth Harbour (PMH)  a						0112												
Southampton Airport Parkwy (SOA)  d				0028		0132							0028	0105				
Swaythling (SWG) d																		
St Denys (SDN) d				0032s									0032s					
Southampton Central (SOU) a				0037		0140							0037	0112				
Southampton Central (SOU) d				0040										0113				
Millbrook (Hants) (MBK) d																		
Redbridge (RDB) d																		
Totton (TTN) d				0045s										0118s				
Ashurst New Forest (ANF) d																		
Beaulieu Road (BEU) d																		
Brockenhurst (BCU) a				0056s										0129s				
Brockenhurst (BCU) d													0007				0559	0615
Lymington Town (LYT) d																	0607	
Lymington Pier (LYP) a																	0610	
Lymington Pier (LYP)  d														0530				0615
Yarmouth (I.O.W.) (YMH)  a														0610				0655
Sway (SWY) d																		
New Milton (NWM) d			0004		0104s													0620
Hinton Admiral (HNA) d			0008															0625
Christchurch (CHR) d			0013		0111s			0001						0144s				0629
Pokesdown (POK) d			0017		0115s			0005						0148s				0634
Bournemouth (BMH) a			0021		0119			0010	0022					0152				0637
Bournemouth (BMH) d			0022		0120					0024								0641
Branksome (BSM) d			0027		0125s					0029								0644
Parkstone (Dorset) (PKS) d			0030		0128s					0032								0649
Poole (POO) a			0034		0132					0036								0652
Poole (POO) d																		0655
Hamworthy (HAM) d																		0657
Holton Heath (HOL) d																		0624
Wareham (WRM) d	0003																	0629
Wool (WOO) d	0010																	0633
Moreton (Dorset) (MTN) d	0016							0002										0638
Dorchester South (DCH) d	0024							0010										0644
Dorchester West (DCW) d																		0650
Upwey (UPW) d	0030																	0658
Weymouth (WEY) a	0035																	0705
																		0738
																		0742

Ferry services between Lymington and Yarmouth are operated by Wightlink. www.wightlink.co.uk or call 0333 999 7333
 For the complete service between London and Basingstoke see table 152, and between Reading and Basingstoke table 120
 For the complete service between Romsey and Southampton, also between Fareham and Portsmouth see table 156
NOTES (see introductory pages for explanation of train operator codes and standard symbols)

- a Arrival time
- d Departure time
- s Stops to set down only
- u Stops to pick up only
- A Also calls at Wimbledon 0023
- MO Mondays only
- MX Not Mondays

London to Winchester, Fareham, Portsmouth, Southampton, Lymington, Yarmouth (IOW), Bournemouth and Weymouth

Mondays to Fridays

Operator	SW 1J03	SW 2W05	SW 1J05	GW 2070 B	SW 2T03	SW 2S97 C	SW 1W51 D	SW 1J07	SW 2T07	SW 2W09	SW 2B89	SW 1J09	SW 2S11 E	SW 2T09 F	SW 1W53
Train ID	1	1	1	1	1	1	1	1	1	1	1	1	1	1	1
Days of operation/Notes 1st Class/Reservations/Bus/Ferry	1	1	1	1	1	1	1	1	1	1	1	1	1	1	1
London Waterloo (WAT)  15 d							0530								0630
Clapham Junction (CLJ) 10 d							0537u								0637u
Woking (WOK) d							0601								0657
Farnborough (Main) (FNB) d															0620
Fleet (FLE) d															0634
Reading (RDG) 7 d															0639
Basingstoke (BSK) d							0621								0700
Micheldever (MIC) d															0710
Winchester (WIN) d							0638								0719
Shawford (SHW) d							0642								0735
Romsey (ROM) d							0557								0707
Chandlers Ford (CFR) d							0605								0714
Eastleigh (ESL) 3 a							0611	0648							0720
Eastleigh (ESL) 3 d							0601	0612	0649						0721
Hedge End (HDE) d							0607								0729
Botley (BOE) d							0611								0735
Fareham (FRM) a							0618								0739
Portchester (PTC) a							0624								0746
Cosham (CSA) a							0629								0752
Hilsea (HLS) a							0634								0757
Fratton (FTN) a							0638								0804
Portsmouth & Southsea (PMS) a							0642								0808
Portsmouth Harbour (PMH)  a							0646								0813
Southampton Airport Parkwy (SOA)  d							0616	0653							0818
Swaythling (SWG) d							0618								0726
St Denys (SDN) d							0622								0729
Southampton Central (SOU) a							0630	0700							0732
Southampton Central (SOU) d							0632	0702							0737
Millbrook (Hants) (MBK) d							0634								0750
Redbridge (RDB) d							0638a								0759
Totton (TTN) d								0707							0738
Ashurst New Forest (ANF) d															0742
Beaulieu Road (BEU) d															0747
Brockenhurst (BCU) 3 a								0718							0753
Brockenhurst (BCU) 3 d	0629						0718	0729							0757
Lymington Town (LYT) d	0637							0737							0759
Lymington Pier (LYP) a	0640							0740							0807
Lymington Pier (LYP)  d															0810
Yarmouth (I.O.W.) (YMH)  a															0815
Sway (SWY) d															0855
New Milton (NWM) d							0723								0824
Hinton Admiral (HNA) d							0728								0829
Christchurch (CHR) d							0732								0833
Pokesdown (POK) d							0737								0838
Bournemouth (BMH) a							0740								0842
Bournemouth (BMH) d							0744								0846
Bournemouth (BMH) d							0746								0847
Branksome (BSM) d							0751								0848
Parkstone (Dorset) (PKS) d							0754								0852
Poole (POO) 4 a							0757								0855
Poole (POO) 4 d							0758								0859
Hamworthy (HAM) d							0803								0900
Holton Heath (HOL) d							0807								0905
Wareham (WRM) d							0812								0912
Wool (WOO) d							0819								0919
Moreton (Dorset) (MTN) d							0825								0925
Dorchester South (DCH) d							0833								0933
Dorchester West (DCW) d							0810								0939
Upwey (UPW) d							0839								0944
Weymouth (WEY) a							0844								0944

NOTES (see introductory pages for explanation of train operator codes and standard symbols)

- a Arrival time
- d Departure time
- u Stops to pick up only
- B From Westbury, see table 133
- C From Salisbury to Salisbury, see table 156
- D Also calls at Wimbledon 0543
- E To Salisbury, see table 156
- F Also calls at Brookwood 0626, Winchfield 0645 and Hook 0649

London to Winchester, Fareham, Portsmouth, Southampton, Lymington, Yarmouth (IOW), Bournemouth and Weymouth

Mondays to Fridays






Operator	SW	SW	SW	SW	SW	SW	SW	XC	SW	SW	SW	SW	GW	SW	SW	SW	SW
Train ID	1J11		2W13	1B87	1J13	2S15	2T13	1002	1W55	2B15	1J15		2072	1W57	2W57	2S19	1T17
Days of operation/Notes						E	G	H					J			E	
1st Class/Reservations/Bus/Ferry	1	1	1	1	1		1	1	1	1	1	1	1	1	1	1	1
Catering facilities																	
London Waterloo (WAT)	15 d			0703			0642		0735						0805		0808
Clapham Junction (CLJ)	10 d			0710u			0649u								0812u		
Woking (WOK)	d			0730			0719		0800								0834
Farnborough (Main) (FNB)	d						0733										0844
Fleet (FLE)	d						0738										0850
Reading (RDG)	7 d							0752									
Basingstoke (BSK)	d			0750			0800	0811	0819						0849		0903
Micheldever (MIC)	d						0810										0913
Winchester (WIN)	d			0807			0820	0827	0836	0841					0906		0922
Shawford (SHW)	d						0825		0845								
Romsey (ROM)	d					0807											0907
Chandlers Ford (CFR)	d					0814											0914
Eastleigh (ESL)	3 a					0820	0831		0845	0851							0920
Eastleigh (ESL)	3 d					0821	0831		0846	0851							0921
Hedge End (HDE)	d						0837										0937
Botley (BOE)	d						0841										0941
Fareham (FRM)	a						0849										0948
Portchester (PTC)	a						0854										0954
Cosham (CSA)	a						0859										0959
Hilsea (HLS)	a						0905										1004
Fratton (FTN)	a						0909										1008
Portsmouth & Southsea (PMS)	a						0912										1011
Portsmouth Harbour (PMH)	1 a						0918										1020
Southampton Airport Parkway (SOA)	4 d			0818		0825		0835	0850	0855					0914		0925
Swaythling (SWG)	d					0827											0927
St Denys (SDN)	d					0830											0930
Southampton Central (SOU)	a			0825		0835		0842	0857	0902					0923		0935
Southampton Central (SOU)	d			0827		0837		0845	0859	0906					0925		0939
Millbrook (Hants) (MBK)	d					0840											0942
Redbridge (RDB)	d					0843a											0945a
Totton (TTN)	d			0833													
Ashurst New Forest (ANF)	d																0916
Beaulieu Road (BEU)	d																
Brockenhurst (BCU)	3 a			0843					0912	0924							0939
Brockenhurst (BCU)	3 d	0829		0844	0859				0913	0925	0929						0939
Lymington Town (LYT)	d	0837			0907						0937						
Lymington Pier (LYP)	a	0840			0910						0940						
Lymington Pier (LYP)	1 d		0900									1000					
Yarmouth (I.O.W.) (YMH)	1 a		0940									1040					
Sway (SWY)	d			0849						0929							
New Milton (NWM)	d			0854						0934					0946		
Hinton Admiral (HNA)	d			0858						0938							
Christchurch (CHR)	d			0903						0943					0953		
Pokesdown (POK)	d			0906						0947					0957		
Bournemouth (BMH)	a			0910				0913	0928	0953					1001		
Bournemouth (BMH)	d		0904	0912						0932				1004	1008		
Branksome (BSM)	d		0909	0917						0937					1013		
Parkstone (Dorset) (PKS)	d		0912	0920						0940					1016		
Poole (POO)	4 a		0916	0923						0943				1013	1020		
Poole (POO)	4 d		0917							0944				1014			
Hamworthy (HAM)	d		0922							0949				1019			
Holton Heath (HOL)	d		0926											1023			
Wareham (WRM)	d		0931						0956					1028			
Wool (WOO)	d		0937						1002					1035			
Moreton (Dorset) (MTN)	d		0943											1041			
Dorchester South (DCH)	d		0951						1013					1054c			
Dorchester West (DCW)	d												1047				
Upwey (UPW)	d		0958										1055	1102			
Weymouth (WEY)	a		1002						1023				1100	1106			

NOTES (see introductory pages for explanation of train operator codes and standard symbols)

- a Arrival time
- d Departure time
- u Stops to pick up only
- c Arrives 6 minutes earlier
- E To Salisbury, see table 156
- G Also calls at Surbiton 0700, Walton-On-Thames 0707, Weybridge 0711, Brookwood 0725, Winchfield 0744 and Hook 0748
- H From Birmingham New Street, see table 050
- J From Worcester Shrub Hill, see table 133

London to Winchester, Fareham, Portsmouth, Southampton, Lymington, Yarmouth (IOW), Bournemouth and Weymouth

Mondays to Fridays

Operator Train ID Days of operation/Notes 1st Class/Reservations/Bus/Ferry	SN	XC	SW	SW	SW	SW	SW	SW	SW	SW	SW	SW	SW	GW	SW	SW	SW	SW
	1Y55 K □	1004 L □◇	1W17 □	1J17 □	2B17 □	2B19 □	1W59 □	2W59 □	1J19 □	□	2S23 E □	1T21 □	2074 M □	1W19 □	1J21 □	2B21 □	2B23 □	
London Waterloo (WAT)  15 d			0835											0909		0935		
Clapham Junction (CLJ) 10 d																		
Woking (WOK) d			0900											0934		1000		
Farnborough (Main) (FNB) d														0944				
Fleet (FLE) d														0950				
Reading (RDG) 7 d			0852															
Basingstoke (BSK) d			0911											1003				
Micheldever (MIC) d														1013				
Winchester (WIN) d			0927	0933			0949	1005						1022		1033		1049
Shawford (SHW) d							0954											1054
Romsey (ROM) d													1007					
Chandlers Ford (CFR) d													1014					
Eastleigh (ESL) 3 a							0959						1020	1030				1059
Eastleigh (ESL) 3 d	0942						1004						1021	1031				1100
Hedge End (HDE) d														1037				
Botley (BOE) d														1041				
Fareham (FRM) a														1048				
Portchester (PTC) a														1054				
Cosham (CSA) a	1002													1059				
Hilsea (HLS) a														1104				
Fratton (FTN) a														1108				
Portsmouth & Southsea (PMS) a														1111				
Portsmouth Harbour (PMH)  a														1120				
Southampton Airport Parkwy (SOA)  d			0936	0942			1008	1014					1025			1042		1105
Swaythling (SWG) d													1027					
St Denys (SDN) d													1030					
Southampton Central (SOU) a			0943	0950			1018	1023					1035			1049		1112
Southampton Central (SOU) d			0945	0951		0956		1025					1037			1051		1058
Millbrook (Hants) (MBK) d													1040					
Redbridge (RDB) d													1043a					
Totton (TTN) d							1001											1104
Ashurst New Forest (ANF) d							1006											1108
Beaulieu Road (BEU) d							1010											
Brockenhurst (BCU) 3 a			0958	1004			1016	1038								1104		1116
Brockenhurst (BCU) 3 d			0959	1005	1012	1017		1039	1042							1105	1112	1117
Lymington Town (LYT) d					1020				1050							1120		
Lymington Pier (LYP) a					1023				1053							1123		
Lymington Pier (LYP)  d													1100					
Yarmouth (I.O.W.) (YMH)  a													1140					
Sway (SWY) d							1022											1122
New Milton (NWM) d							1027	1046										1127
Hinton Admiral (HNA) d							1031											1131
Christchurch (CHR) d							1036	1053										1136
Pokesdown (POK) d							1039	1057										1139
Bournemouth (BMH) a			1013	1020			1044	1101								1120		1144
Bournemouth (BMH) d				1024				1104	1108									1124
Branksome (BSM) d				1029					1113									1129
Parkstone (Dorset) (PKS) d				1032					1116									1132
Poole (POO) 4 a				1036					1113	1120								1136
Poole (POO) 4 d				1037					1114									1137
Hamworthy (HAM) d				1042					1119									1142
Holton Heath (HOL) d									1123									
Wareham (WRM) d				1049					1128									1149
Wool (WOO) d									1135									
Moreton (Dorset) (MTN) d									1141									
Dorchester South (DCH) d				1105					1149									1205
Dorchester West (DCW) d														1153				
Upwey (UPW) d									1155					1202				
Weymouth (WEY) a				1116					1202					1207	1215			

NOTES (see introductory pages for explanation of train operator codes and standard symbols)

- a Arrival time
- d Departure time
- u Stops to pick up only
- E To Salisbury, see table 156
- K From Southampton Central to Brighton, see table 178
- L From Manchester Piccadilly, see table 050
- M From Gloucester, see table 133

London to Winchester, Fareham, Portsmouth, Southampton, Lymington, Yarmouth (IOW), Bournemouth and Weymouth

Mondays to Fridays

Operator	SW	SW	SW	SW	SW	SW	SN	XC	SW	SW	SW	SW	SW	SW	SW	SW	SW	SW	
Train ID	1W61	2W61	1J23		2S27	1T25	1Y59	1O08	1W21	1J25	2B25	2B27	1W63	2W63	1J27		2S31		
Days of operation/Notes					E		K	L											
1st Class/Reservations/Bus/Ferry	1	1	1					1											
Catering facilities																			
London Waterloo (WAT)	15 d	1005				1009			1035					1105					
Clapham Junction (CLJ)	10 d	1012u												1112u					
Woking (WOK)	d					1034			1100										
Farnborough (Main) (FNB)	d					1044													
Fleet (FLE)	d					1050													
Reading (RDG)	7 d							1052											
Basingstoke (BSK)	d	1049				1103		1111						1149					
Micheldever (MIC)	d					1113													
Winchester (WIN)	d	1105				1122		1127	1133				1149	1205					
Shawford (SHW)	d												1154						
Romsey (ROM)	d					1107													1207
Chandlers Ford (CFR)	d					1114													1214
Eastleigh (ESL)	3 a					1120	1130						1159						1220
Eastleigh (ESL)	3 d					1121	1131	1141					1200						1221
Hedge End (HDE)	d						1137												
Botley (BOE)	d						1141												
Fareham (FRM)	a						1148												
Portchester (PTC)	a						1154												
Cosham (CSA)	a						1159	1202											
Hilsea (HLS)	a						1204												
Fratton (FTN)	a						1208												
Portsmouth & Southsea (PMS)	a						1211												
Portsmouth Harbour (PMH)	a						1220												
Southampton Airport Parkwy (SOA)	d	1114				1125		1136	1142			1204	1214						1225
Swaythling (SWG)	d					1127													1227
St Denys (SDN)	d					1130													1230
Southampton Central (SOU)	a	1122				1135		1143	1149			1213	1221						1236
Southampton Central (SOU)	d	1124				1137		1145	1151		1156		1224						1237
Millbrook (Hants) (MBK)	d					1140													1240
Redbridge (RDB)	d					1143a													1243a
Totton (TTN)	d											1201							
Ashurst New Forest (ANF)	d											1206							
Beaulieu Road (BEU)	d											1210							
Brockenhurst (BCU)	3 a	1137							1204		1216		1237						
Brockenhurst (BCU)	3 d	1138	1142						1205	1212	1217		1238	1242					
Lymington Town (LYT)	d		1150							1220				1250					
Lymington Pier (LYP)	a		1153							1223				1253					
Lymington Pier (LYP)	d					1200													1300
Yarmouth (I.O.W.) (YMH)	a					1240													1340
Sway (SWY)	d											1222							
New Milton (NWM)	d	1145										1227		1245					
Hinton Admiral (HNA)	d											1231							
Christchurch (CHR)	d	1152										1236		1252					
Pokesdown (POK)	d	1156										1239		1256					
Bournemouth (BMH)	a	1200						1213	1220		1244			1300					
Bournemouth (BMH)	d	1204	1208											1304	1308				
Branksome (BSM)	d		1213												1313				
Parkstone (Dorset) (PKS)	d		1216												1316				
Poole (POO)	4 a	1213	1220											1313	1320				
Poole (POO)	4 d	1214												1314					
Hamworthy (HAM)	d	1219												1319					
Holton Heath (HOL)	d	1223												1323					
Wareham (WRM)	d	1228							1249					1328					
Wool (WOO)	d	1235												1335					
Moreton (Dorset) (MTN)	d	1241												1341					
Dorchester South (DCH)	d	1249							1305					1349					
Dorchester West (DCW)	d																		
Upwey (UPW)	d	1255												1355					
Weymouth (WEY)	a	1302							1315					1402					

NOTES (see introductory pages for explanation of train operator codes and standard symbols)

- a Arrival time
- d Departure time
- u Stops to pick up only
- E To Salisbury, see table 156
- K From Southampton Central to Brighton, see table 178
- L From Manchester Piccadilly, see table 050

London to Winchester, Fareham, Portsmouth, Southampton, Lymington, Yarmouth (IOW), Bournemouth and Weymouth

Mondays to Fridays

Operator	SW	GW	SW	SW	SW	SW	SW	SW	SW	SW	SW	SW	SW	XC	SW	SW	SW	SW	
Train ID	1T29	2076	1W23	1J29	2B29	2B31	1W65	2W65	1J31		2S35	1T33	1012	1W25	1J33	2B33	2B35		
Days of operation/Notes		M																	
1st Class/Reservations/Bus/Ferry																			
Catering facilities																			
London Waterloo (WAT)	1109		1135				1205					1209		1235					
Clapham Junction (CLJ)	10						1212u												
Woking (WOK)	d	1134	1200									1234		1300					
Farnborough (Main) (FNB)	d	1144										1244							
Fleet (FLE)	d	1150										1250							
Reading (RDG)	7												1252						
Basingstoke (BSK)	d	1203					1248					1303	1311						
Micheldever (MIC)	d	1213										1313							
Winchester (WIN)	d	1222	1233			1253	1305					1322	1327	1333				1349	
Shawford (SHW)	d					1258												1354	
Romsey (ROM)	d											1307							
Chandlers Ford (CFR)	d											1314							
Eastleigh (ESL)	3	a	1231			1303						1320	1330					1359	
Eastleigh (ESL)	3	d	1231			1304						1321	1331					1400	
Hedge End (HDE)	d	1237											1337						
Botley (BOE)	d	1241											1341						
Fareham (FRM)	a	1249											1348						
Portchester (PTC)	a	1255											1354						
Cosham (CSA)	a	1259											1359						
Hilsea (HLS)	a	1304											1404						
Fratton (FTN)	a	1308											1408						
Portsmouth & Southsea (PMS)	a	1312											1411						
Portsmouth Harbour (PMH)	a	1320											1420						
Southampton Airport Parkwy (SOA)	d		1242			1308	1314					1325		1336	1343				1405
Swaythling (SWG)	d											1327							
St Denys (SDN)	d											1330							
Southampton Central (SOU)	a		1249			1315	1322					1336		1343	1350				1412
Southampton Central (SOU)	d		1251		1256		1324					1337		1345	1352			1356	
Millbrook (Hants) (MBK)	d											1340							
Redbridge (RDB)	d											1343a							
Totton (TTN)	d					1301												1401	
Ashurst New Forest (ANF)	d					1306												1406	
Beaulieu Road (BEU)	d																	1410	
Brockenhurst (BCU)	3	a	1304		1316		1337								1405			1416	
Brockenhurst (BCU)	3	d	1305	1312	1317		1338	1342							1406	1412	1417		
Lymington Town (LYT)	d			1320				1350								1420			
Lymington Pier (LYP)	a			1323				1353								1423			
Lymington Pier (LYP)	d										1400								
Yarmouth (I.O.W.) (YMH)	a										1440								
Sway (SWY)	d				1322													1422	
New Milton (NWM)	d				1327		1345											1427	
Hinton Admiral (HNA)	d				1331													1431	
Christchurch (CHR)	d				1336		1353											1436	
Pokesdown (POK)	d				1339		1356											1439	
Bournemouth (BMH)	a		1320		1344		1400							1413	1421			1444	
Bournemouth (BMH)	d		1324				1404	1408										1425	
Branksome (BSM)	d		1329					1413										1430	
Parkstone (Dorset) (PKS)	d		1332					1416										1433	
Poole (POO)	4	a	1336				1414	1420										1436	
Poole (POO)	4	d	1337				1415											1437	
Hamworthy (HAM)	d		1342				1420											1442	
Holton Heath (HOL)	d						1424												
Wareham (WRM)	d		1349				1428											1449	
Wool (WOO)	d						1435												
Moreton (Dorset) (MTN)	d						1441												
Dorchester South (DCH)	d		1405				1449											1505	
Dorchester West (DCW)	d		1353																
Upwey (UPW)	d		1401				1455												
Weymouth (WEY)	a		1406	1415			1502											1515	

NOTES (see introductory pages for explanation of train operator codes and standard symbols)

- a Arrival time
- d Departure time
- u Stops to pick up only
- E To Salisbury, see table 156
- L From Manchester Piccadilly, see table 050
- M From Gloucester, see table 133

London to Winchester, Fareham, Portsmouth, Southampton, Lymington, Yarmouth (IOW), Bournemouth and Weymouth

Mondays to Fridays








Operator Train ID Days of operation/Notes 1st Class/Reservations/Bus/Ferry Catering facilities	SW	SW	SW	SW	SW	SW	SW	SW	SW	SW	SW	SW	SW	SW	SW	SW	SW	XC
	1W67	2W67	1J35		2S39 E	1T37	1W27	1J37	2B37	2B39	1W69	2W69	1J39		2S43 E	1T41	1016 L	
London Waterloo (WAT) ⇄	15	d				1309	1335					1405				1409		
Clapham Junction (CLJ)	10	d										1412u						
Woking (WOK)		d				1334	1401										1434	
Farnborough (Main) (FNB)		d				1344											1444	
Fleet (FLE)		d				1350											1450	
Reading (RDG)	7	d																1452
Basingstoke (BSK)		d	1349			1403						1449					1503	1511
Micheldever (MIC)		d				1413											1513	
Winchester (WIN)		d	1405			1422	1433				1449	1505					1522	1527
Shawford (SHW)		d									1454							
Romsey (ROM)		d				1407										1507		
Chandlers Ford (CFR)		d				1414										1514		
Eastleigh (ESL)	3	a				1420	1430				1459					1520	1530	
Eastleigh (ESL)	3	d				1421	1431				1500					1521	1531	
Hedge End (HDE)		d					1437										1537	
Botley (BOE)		d					1441										1541	
Fareham (FRM)		a					1448										1548	
Portchester (PTC)		a					1454										1554	
Cosham (CSA)		a					1459										1559	
Hilsea (HLS)		a					1504										1604	
Fratton (FTN)		a					1508										1608	
Portsmouth & Southsea (PMS)		a					1511										1611	
Portsmouth Harbour (PMH) ⚓		a					1520										1620	
Southampton Airport Parkwy (SOA) ⇄		d	1414			1425		1442			1505	1514				1525		1536
Swaythling (SWG)		d				1427										1527		
St Denys (SDN)		d				1430										1530		
Southampton Central (SOU)		a	1421			1435		1449			1515	1522				1536		1543
Southampton Central (SOU)		d	1424			1437		1451		1456		1524				1537		1545
Millbrook (Hants) (MBK)		d				1440										1540		
Redbridge (RDB)		d				1443a										1543a		
Totton (TTN)		d								1501								
Ashurst New Forest (ANF)		d								1506								
Beaulieu Road (BEU)		d																
Brockenhurst (BCU)	3	a	1437					1504	1515			1537						
Brockenhurst (BCU)	3	d	1438	1442				1505	1512	1517		1538	1542					
Lymington Town (LYT)		d		1450					1520				1550					
Lymington Pier (LYP)		a		1453					1523				1553					
Lymington Pier (LYP) ⚓		d				1500										1600		
Yarmouth (I.O.W.) (YMH) ⚓		a				1540										1640		
Sway (SWY)		d								1522								
New Milton (NWM)		d	1445							1527		1545						
Hinton Admiral (HNA)		d								1531								
Christchurch (CHR)		d	1452							1536		1552						
Pokesdown (POK)		d	1456							1539		1556						
Bournemouth (BMH)		a	1500					1520	1544			1600						1613
Bournemouth (BMH)		d	1504	1508								1604	1608					
Branksome (BSM)		d		1513				1524				1604	1608					
Parkstone (Dorset) (PKS)		d		1516				1529				1613						
Poole (POO)	4	a	1513	1520				1532				1616						
Poole (POO)	4	a	1513	1520				1536				1613	1620					
Poole (POO)	4	d	1514					1537				1614						
Hamworthy (HAM)		d	1519					1542				1619						
Holton Heath (HOL)		d	1523									1623						
Wareham (WRM)		d	1528					1549				1628						
Wool (WOO)		d	1535									1635						
Moreton (Dorset) (MTN)		d	1541									1641						
Dorchester South (DCH)		d	1549					1605				1649						
Dorchester West (DCW)		d																
Upwey (UPW)		d	1555									1655						
Weymouth (WEY)		a	1602					1616				1702						

NOTES (see introductory pages for explanation of train operator codes and standard symbols)

- a Arrival time
- d Departure time
- u Stops to pick up only
- E To Salisbury, see table 156
- L From Manchester Piccadilly, see table 050

London to Winchester, Fareham, Portsmouth, Southampton, Lymington, Yarmouth (IOW), Bournemouth and Weymouth

Mondays to Fridays

Operator Train ID Days of operation/Notes 1st Class/Reservations/Bus/Ferry	GW 2078 N	SW 1W29 P	SW 1J41 P	SW 2B41 P	SW 2B43 P	SW 1W71 P	SW 1B43 P	SW 1J43 P	SW P	SW 1B43 P	SW 2S47 E P	SW 1T45 P	SW 1W31 P	SW 1B45 P	SW 1J45 P	SW 1B45 P	SW 2B91 P
London Waterloo (WAT)  15 d		1435				1505						1509	1535				
Clapham Junction (CLJ) 10 d						1512u											
Woking (WOK) d		1500										1534	1600				
Farnborough (Main) (FNB) d												1544					
Fleet (FLE) d												1550					
Reading (RDG) 7 d																	
Basingstoke (BSK) d						1549						1603					
Micheldever (MIC) d												1613					
Winchester (WIN) d		1532			1549	1605						1622	1633				1638
Shawford (SHW) d					1554												1643
Romsey (ROM) d												1607					
Chandlers Ford (CFR) d												1614					
Eastleigh (ESL) 3 a					1559							1620	1630				1649
Eastleigh (ESL) 3 d					1600							1621	1631				1650
Hedge End (HDE) d													1637				
Botley (BOE) d													1641				
Fareham (FRM) a													1648				
Portchester (PTC) a													1654				
Cosham (CSA) a													1659				
Hilsea (HLS) a													1704				
Fratton (FTN) a													1708				
Portsmouth & Southsea (PMS) a													1711				
Portsmouth Harbour (PMH)  a													1718				
Southampton Airport Parkwy (SOA)  d		1541			1605	1614						1625		1642			1654
Swaythling (SWG) d												1627					1657
St Denys (SDN) d												1630					1700
Southampton Central (SOU) a		1549			1614	1622						1636		1649			1705
Southampton Central (SOU) d		1551		1556		1626	1628					1637		1653	1656		1713
Millbrook (Hants) (MBK) d												1640					
Redbridge (RDB) d												1643a					 1717
Totton (TTN) d				1601		1634						1634		1702		1702	1720
Ashurst New Forest (ANF) d				1606								1639				1706	
Beaulieu Road (BEU) d				1610												1711	
Brockenhurst (BCU) 3 a		1604		1616		1639						1647		1708		1717	1731
Brockenhurst (BCU) 3 d		1605	1612	1626		1640		1644				1647		1709	1714	1717	1731
Lymington Town (LYT) d			1620					1652							1722		
Lymington Pier (LYP) a			1623					1654							1724		
Lymington Pier (LYP)  d									1700								
Yarmouth (I.O.W.) (YMH)  a									1740								
Sway (SWY) d				1631								1652				1722	
New Milton (NWM) d				1636								1657				1727	1738
Hinton Admiral (HNA) d				1640								1701				1731	
Christchurch (CHR) d				1645								1706				1736	1745
Pokesdown (POK) d				1648								1709				1739	
Bournemouth (BMH) a		1620		1653		1701						1713		1724		1743	1752
Bournemouth (BMH) d		1624				1702						1715		1725		1745	
Branksome (BSM) d		1629				1708								1730		1750	
Parkstone (Dorset) (PKS) d		1632				1711								1733		1753	
Poole (POO) 4 a		1636				1716						1725		1737		1756	
Poole (POO) 4 d		1637				1717								1738			
Hamworthy (HAM) d		1642				1722								1743			
Holton Heath (HOL) d						1726											
Wareham (WRM) d		1649				1730								1750			
Wool (WOO) d		1655				1737								1756			
Moreton (Dorset) (MTN) d						1743											
Dorchester South (DCH) d		1706				1751								1809			
Dorchester West (DCW) d	1653																
Upwey (UPW) d	1701					1757											
Weymouth (WEY) a	1706	1715				1802								1818			

NOTES (see introductory pages for explanation of train operator codes and standard symbols)

- a Arrival time
- d Departure time
- u Stops to pick up only
- E To Salisbury, see table 156
- N From Great Malvern, see table 133

London to Winchester, Fareham, Portsmouth, Southampton, Lymington, Yarmouth (IOW), Bournemouth and Weymouth

Mondays to Fridays

Operator	SW	SW	SW	SW	SW	SW	SW	SW	XC	GW	SW	SW	SW	SW	SW	SW	SW
Train ID	2T45	1W73	1B47	1J47		1B47	2S51	1T49	1020	2080	1W33	1B49	1J49		1B49	2B49	
Days of operation/Notes	P	P	P	P		P	E	P	L	Q	P	P	P		P	R	
1st Class/Reservations/Bus/Ferry	P	P	P	P		P	E	P	L	Q	P	P	P		P	R	
Catering facilities																	
London Waterloo (WAT)	1512	1605						1609				1635					1612
Clapham Junction (CLJ)	1519u	1612u															1619u
Woking (WOK)	1549							1634				1659u					1652
Farnborough (Main) (FNB)	1603							1644									1705
Fleet (FLE)	1608							1650									1710
Reading (RDG)									1652								
Basingstoke (BSK)	1629	1648						1703	1711			1719					1730
Micheldever (MIC)								1713									
Winchester (WIN)	1645	1706						1722	1727			1735					1750
Shawford (SHW)																	1754
Romsey (ROM)								1707									
Chandlers Ford (CFR)								1714									
Eastleigh (ESL)	3 a 1653							1720	1730								1800
Eastleigh (ESL)	3 d 1654							1721	1731								1801
Hedge End (HDE)	1700								1737								
Botley (BOE)	1704								1741								
Fareham (FRM)	a 1712								1748								
Portchester (PTC)	a 1718								1754								
Cosham (CSA)	a 1722								1759								
Hilsea (HLS)	a								1804								
Fratton (FTN)	a 1730								1808								
Portsmouth & Southsea (PMS)	a 1734								1811								
Portsmouth Harbour (PMH)	a 1739								1820								
Southampton Airport Parkwy (SOA)	d		1715					1725		1736		1744					1805
Swaythling (SWG)	d							1727									1808
St Denys (SDN)	d							1730									1811
Southampton Central (SOU)	a		1722					1736		1743		1751					1818
Southampton Central (SOU)	d		1725 1728					1737		1744		1755 1758					
Millbrook (Hants) (MBK)	d							1740									
Redbridge (RDB)	d							1743a									
Totton (TTN)	d		1734					1734				1804					1804
Ashurst New Forest (ANF)	d							1738									1808
Beaulieu Road (BEU)	d																1813
Brockenhurst (BCU)	3 a		1739					1746				1809					1819
Brockenhurst (BCU)	3 d		1740		1744		1747					1810	1814				1819
Lymington Town (LYT)	d				1752								1822				
Lymington Pier (LYP)	a				1754								1824				
Lymington Pier (LYP)	d					1800									1900		
Yarmouth (I.O.W.) (YMH)	a					1840									1940		
Sway (SWY)	d						1751										1824
New Milton (NWM)	d						1756										1829
Hinton Admiral (HNA)	d						1800										1833
Christchurch (CHR)	d						1805										1838
Pokesdown (POK)	d						1809										1841
Bournemouth (BMH)	a		1755				1813			1817		1824					1845
Bournemouth (BMH)	d		1757				1814					1826					
Branksome (BSM)	d		1802				1819					1831					
Parkstone (Dorset) (PKS)	d		1805				1822					1834					
Poole (POO)	4 a		1808				1826					1837					
Poole (POO)	4 d		1809									1838					
Hamworthy (HAM)	d		1814									1843					
Holton Heath (HOL)	d		1818														
Wareham (WRM)	d		1823									1850					
Wool (WOO)	d		1830									1856					
Moreton (Dorset) (MTN)	d		1841e														
Dorchester South (DCH)	d		1849									1907					
Dorchester West (DCW)	d											1854					
Upwey (UPW)	d		1855									1901					
Weymouth (WEY)	a		1902									1906	1918				

NOTES (see introductory pages for explanation of train operator codes and standard symbols)

- a Arrival time
- d Departure time
- u Stops to pick up only
- e Arrives 5 minutes earlier
- E To Salisbury, see table 156
- L From Manchester Piccadilly, see table 050
- P Also calls at Surbiton 1530, Walton-On-Thames 1537, Weybridge 1541, Brookwood 1555, Winchfield 1614 and Hook 1618
- Q From Worcester Foregate Street, see table 133
- R Also calls at Surbiton 1630, Walton-On-Thames 1637, Weybridge 1641, Brookwood 1657, Winchfield 1716 and Hook 1720
- MFO Mondays and Fridays only

London to Winchester, Fareham, Portsmouth, Southampton, Lymington, Yarmouth (IOW), Bournemouth and Weymouth

Mondays to Fridays

Operator	SW	SW	SW	SW	SW	XC	GW	SW	SW	SW	SW	SW	SW	SW	SW	SW	SW	SW
Train ID	1W75	1B51	1J51	2S55	1T53	1O22	2O82	1W35	1B53	1J53		2B53	1W77	1B55	1J55	2S59	1T57	
Days of operation/Notes				E		L	M					S				E		
1st Class/Reservations/Bus/Ferry	1	1	1	1	1	1		1	1	1		1	1	1	1	1	1	1
Catering facilities						1						1						
London Waterloo (WAT) ⇄	15	d	1705			1709			1735			1720	1805					1809
Clapham Junction (CLJ)	10	d																
Woking (WOK)		d			1734							1745						1834
Farnborough (Main) (FNB)		d			1744							1758						1844
Fleet (FLE)		d			1750							1804						1850
Reading (RDG)	7	d				1752												
Basingstoke (BSK)		d	1746		1803	1811		1817				1824	1846					1903
Micheldever (MIC)		d			1813							1834						1913
Winchester (WIN)		d	1803		1822	1827		1833				1844	1903					1923
Shawford (SHW)		d			1827							1848						1927
Romsey (ROM)		d			1807												1907	
Chandlers Ford (CFR)		d			1814												1914	
Eastleigh (ESL)	3	a			1820	1833						1854					1920	1933
Eastleigh (ESL)	3	d			1821	1834						1855					1921	1934
Hedge End (HDE)		d			1840													1940
Botley (BOE)		d			1844													1944
Fareham (FRM)		a			1855													1956
Portchester (PTC)		a			1901													2002
Cosham (CSA)		a			1906													2006
Hilsea (HLS)		a			1911													2011
Fratton (FTN)		a			1915													2015
Portsmouth & Southsea (PMS)		a			1918													2019
Portsmouth Harbour (PMH) ⚓		a			1925													2025
Southampton Airport Parkwy (SOA) ↔		d	1811		1825		1835		1842			1859	1911				1925	
Swaythling (SWG)		d			1827							1902						1927
St Denys (SDN)		d			1830							1905						1930
Southampton Central (SOU)		a	1818		1836		1842		1849			1917	1918					1935
Southampton Central (SOU)		d	1822	1825		1840	1845		1853	1856			1922	1925				1937
Millbrook (Hants) (MBK)		d			1842													1940
Redbridge (RDB)		d			1846a													1943a
Totton (TTN)		d	1830						1901				1930					
Ashurst New Forest (ANF)		d	1835						1906				1935					
Beaulieu Road (BEU)		d																
Brockenhurst (BCU)	3	a	1843				1858		1914				1943					
Brockenhurst (BCU)	3	d	1843	1848			1859		1915	1918			1944	1948				
Lymington Town (LYT)		d		1856						1926				1956				
Lymington Pier (LYP)		a		1859						1929				1959				
Lymington Pier (LYP) ⚓		d										2000						
Yarmouth (I.O.W.) (YMH) ⚓		a										2040						
Sway (SWY)		d	1848						1919				1948					
New Milton (NWM)		d	1853						1924				1953					
Hinton Admiral (HNA)		d	1857						1928				1957					
Christchurch (CHR)		d	1902						1933				2002					
Pokesdown (POK)		d	1905						1937				2006					
Bournemouth (BMH)		a	1849	1909			1913		1921	1941			1949	2010				
Bournemouth (BMH)		d	1851	1911					1923	1942			1950	2011				
Branksome (BSM)		d	1856	1916					1928	1947			1955	2016				
Parkstone (Dorset) (PKS)		d	1859	1919					1931	1950			1958	2019				
Poole (POO)	4	a	1902	1924					1934	1955			2002	2024				
Poole (POO)	4	d	1903						1935				2003					
Hamworthy (HAM)		d	1908						1940				2008					
Holton Heath (HOL)		d	1912										2012					
Wareham (WRM)		d	1917						1947				2017					
Wool (WOO)		d	1923						1954				2023					
Moreton (Dorset) (MTN)		d	1929										2029					
Dorchester South (DCH)		d	1937						2005				2037					
Dorchester West (DCW)		d						1951										
Upwey (UPW)		d	1944					1958					2044					
Weymouth (WEY)		a	1950					2003	2015				2050					

NOTES (see introductory pages for explanation of train operator codes and standard symbols)

- a Arrival time
- d Departure time
- E To Salisbury, see table 156
- L From Manchester Piccadilly, see table 050
- M From Gloucester, see table 133
- S Also calls at Brookwood 1751, Winchfield 1809 and Hook 1814

London to Winchester, Fareham, Portsmouth, Southampton, Lymington, Yarmouth (IOW), Bournemouth and Weymouth

Mondays to Fridays

Operator Train ID Days of operation/Notes 1st Class/Reservations/Bus/Ferry Catering facilities	SW	SW	SW	SW	SW	SW	SW	SW	SW	SW	XC	SW	SW	SW	SW	SW	SW	SW
	1W37	1B57	1J57	2B59	1W79	1B59	1J59	2S63 E	1T61	1026 L L L	1W81	2B61	1J61	2B63	1B65	1J63	2S67 E	
London Waterloo (WAT) ⇄	15	d	1835			1905			1909			1935					2005	
Clapham Junction (CLJ)	10	d				1912u											2012u	
Woking (WOK)		d							1934		2000							
Farnborough (Main) (FNB)		d							1944									
Fleet (FLE)		d							1949									
Reading (RDG)	7	d									1950							
Basingstoke (BSK)		d	1917			1948			2002	2011							2049	
Micheldever (MIC)		d							2012									
Winchester (WIN)		d	1934		1949	2005			2022	2027	2032			2049	2105			
Shawford (SHW)		d			1954				2027					2054				
Romsey (ROM)		d						2007										2107
Chandlers Ford (CFR)		d						2014										2114
Eastleigh (ESL)	3	a			1959			2020	2033					2059				2120
Eastleigh (ESL)	3	d			2000			2021	2034					2103				2121
Hedge End (HDE)		d							2040									
Botley (BOE)		d							2044									
Fareham (FRM)		a							2055									
Portchester (PTC)		a							2101									
Cosham (CSA)		a							2106									
Hilsea (HLS)		a							2111									
Fratton (FTN)		a							2115									
Portsmouth & Southsea (PMS)		a							2119									
Portsmouth Harbour (PMH) ⚓		a							2123									
Southampton Airport Parkwy (SOA) ⇄		d	1943		2004	2014		2025		2036	2041			2107	2114		2125	
Swaythling (SWG)		d			2007			2027										2127
St Denys (SDN)		d			2010			2030						2113				2130
Southampton Central (SOU)		a	1950		2016	2021		2035		2043	2048			2118	2122		2135	
Southampton Central (SOU)		d	1954	1956		2025	2028		2037	2046	2051	2056					2125	2137
Millbrook (Hants) (MBK)		d						2040										2140
Redbridge (RDB)		d						2043a										2143a
Totton (TTN)		d	2002				2033						2101		2130			
Ashurst New Forest (ANF)		d	2007				2038						2106					
Beaulieu Road (BEU)		d																
Brockenhurst (BCU)	3	a	2015			2040	2046				2104	2116			2141			
Brockenhurst (BCU)	3	d	2015	2018		2041	2046	2048		2105	2117	2118		2142	2148		2156	
Lymington Town (LYT)		d		2026				2056										2159
Lymington Pier (LYP)		a		2029				2059										
Lymington Pier (LYP) ⚓		d																
Yarmouth (I.O.W.) (YMH) ⚓		a																
Sway (SWY)		d	2020				2051						2122		2146			
New Milton (NWM)		d	2025				2056						2127		2151			
Hinton Admiral (HNA)		d	2029				2100						2131		2155			
Christchurch (CHR)		d	2034				2105						2136		2200			
Pokesdown (POK)		d	2037				2108						2139		2204			
Bournemouth (BMH)		a	2021	2041		2057	2112			2115	2120	2144			2208			
Bournemouth (BMH)		d	2022	2043			2101	2114					2124					
Branksome (BSM)		d	2030	2048			2106	2119					2129					
Parkstone (Dorset) (PKS)		d	2033	2051			2109	2122					2132					
Poole (POO)	4	a	2037	2056			2112	2125					2136					
Poole (POO)	4	d	2038				2113						2137					
Hamworthy (HAM)		d	2043				2118						2142					
Holton Heath (HOL)		d																
Wareham (WRM)		d	2049				2126						2149					
Wool (WOO)		d	2056				2133						2155					
Moreton (Dorset) (MTN)		d					2139						2201					
Dorchester South (DCH)		d	2107				2147						2209					
Dorchester West (DCW)		d																
Upwey (UPW)		d					2153						2216					
Weymouth (WEY)		a	2117				2159						2220					

NOTES (see introductory pages for explanation of train operator codes and standard symbols)

- a Arrival time
- d Departure time
- u Stops to pick up only
- E To Salisbury, see table 156
- L From Manchester Piccadilly, see table 050

London to Winchester, Fareham, Portsmouth, Southampton, Lymington, Yarmouth (IOW), Bournemouth and Weymouth

Mondays to Fridays

Operator	SW 1T65	GW 2098 T	SW 1W83	SW 2B65	SW 1J65	GW 2M95 V	SW 1B69	GW 1D91 U	SW 2S71 E	GW 1D91 U	SW 1T69	XC 1030 L	SW 1W85	SW 2B73	SW 1B73	SW 2S75 E	SW 1T73
Train ID	□	□	□	□	□	□	□	□	□	□	□	□◇	□	□	□	□	□
Days of operation/Notes																	
1st Class/Reservations/Bus/Ferry																	
Catering facilities																	
London Waterloo (WAT)	15 d	2009		2035				2105			2109		2135			2205	2208
Clapham Junction (CLJ)	10 d						2112u								2212u		2215u
Woking (WOK)	d	2034		2100							2134		2200				2235
Farnborough (Main) (FNB)	d	2044									2144						2245
Fleet (FLE)	d	2050									2150						2251
Reading (RDG)	7 d											2152					
Basingstoke (BSK)	d	2103					2149				2203	2211			2250		2304
Micheldever (MIC)	d	2113									2213						2314
Winchester (WIN)	d	2122		2133			2205				2222	2227	2234		2306		2323
Shawford (SHW)	d	2127									2227						2328
Romsey (ROM)	d							2155	2207								2311
Chandlers Ford (CFR)	d								2214								2318
Eastleigh (ESL)	3 a	2133						2219	2221	←	2234						2324
Eastleigh (ESL)	3 d	2133				2209		2224	2222	→	2235						2324
Hedge End (HDE)	d	2139						→			2230	2241					2341
Botley (BOE)	d	2143									2234	2245					2345
Fareham (FRM)	a	2151									2241	2252					2357
Portchester (PTC)	a	2157										2258					0003
Cosham (CSA)	a	2201										2303					0008
Hilsea (HLS)	a	2206										2308					0013
Fratton (FTN)	a	2210									2256	2312					0017
Portsmouth & Southsea (PMS)	a	2214									2259	2315					0020
Portsmouth Harbour (PMH)	a	2218									2304	2322					0025
Southampton Airport Parkwy (SOA)	← d			2142		2213	2217		2226				2235	2243		2315	2328
Swaythling (SWG)	d								2228								2331
St Denys (SDN)	d								2231								2334
Southampton Central (SOU)	a			2149		2221	2225		2236				2244	2250		2322	2340
Southampton Central (SOU)	d			2151	2156	2222	2227		2238				2245	2251		2324	2342
Millbrook (Hants) (MBK)	d								2240								2344
Redbridge (RDB)	d								2244a								2348a
Totton (TTN)	d				2201			2232								2329	
Ashurst New Forest (ANF)	d				2206			2237								2334	
Beaulieu Road (BEU)	d				2210												
Brockenhurst (BCU)	3 a			2204	2216			2245					2305		2342		
Brockenhurst (BCU)	3 d			2205	2217	2218	2226	2247					2306	2316	2343		
Lymington Town (LYT)	d					2226											
Lymington Pier (LYP)	a					2229											
Lymington Pier (LYP)	d																
Yarmouth (I.O.W.) (YMH)	a																
Sway (SWY)	d				2222			2251							2321	2347	
New Milton (NWM)	d				2227			2256							2326	2352	
Hinton Admiral (HNA)	d				2231			2300							2330	2356	
Christchurch (CHR)	d				2236			2305							2335	0001	
Pokesdown (POK)	d				2239			2309							2338	0005	
Bournemouth (BMH)	a			2220	2244			2313					2317	2320	2342	0010	
Bournemouth (BMH)	d				2224									2324	2344		
Branksome (BSM)	d				2229									2329	2349		
Parkstone (Dorset) (PKS)	d				2232									2332	2352		
Poole (POO)	4 a				2236									2336	2355		
Poole (POO)	4 d				2237									2337			
Hamworthy (HAM)	d				2242									2342			
Holton Heath (HOL)	d																
Wareham (WRM)	d				2249									2349			
Wool (WOO)	d				2255									2355			
Moreton (Dorset) (MTN)	d				2301									0002			
Dorchester South (DCH)	d				2309									0010			
Dorchester West (DCW)	d				2257												
Upwey (UPW)	d			2304	2316									0016			
Weymouth (WEY)	a			2309	2320									0022			

NOTES (see introductory pages for explanation of train operator codes and standard symbols)

- a Arrival time
- d Departure time
- u Stops to pick up only
- E To Salisbury, see table 156
- L From Manchester Piccadilly, see table 050
- T From Bristol Parkway, see table 133
- U From Cardiff Central to Portsmouth Harbour, see table 133
- V From Portsmouth Harbour to Bristol Temple Meads, see table 133

London to Winchester, Fareham, Portsmouth, Southampton, Lymington, Yarmouth (IOW), Bournemouth and Weymouth

Mondays to Fridays






Operator	XC	SW	SW	SW	SW	
Train ID	1034	1B75	1B77	2B77	1B01	
Days of operation/Notes	L				SM W	
1st Class/Reservations/Bus/Ferry	1◇	1	1	1	1	
Catering facilities	⚡					
London Waterloo (WAT)	↻ 15 d		2235	2305	2335	0105
Clapham Junction (CLJ)	10 d			2312u	2344u	0115
Woking (WOK)	d		2300	2333	0004	0142
Farnborough (Main) (FNB)	d				0015	0151s
Fleet (FLE)	d				0020	0157s
Reading (RDG)	7 d	2249				
Basingstoke (BSK)	d	2311		2353	0035	0209s
Micheldever (MIC)	d			0003		
Winchester (WIN)	d	2328	2333	0012	0051	0226s
Shawford (SHW)	d			0017		
Romsey (ROM)	d					
Chandlers Ford (CFR)	d					
Eastleigh (ESL)	3 a			0022	0059	0235s
Eastleigh (ESL)	3 d			0023	0100	
Hedge End (HDE)	d					
Botley (BOE)	d					
Fareham (FRM)	a					
Portchester (PTC)	a					
Cosham (CSA)	a					
Hilsea (HLS)	a					
Fratton (FTN)	a					
Portsmouth & Southsea (PMS)	a					
Portsmouth Harbour (PMH)	⚓ a					
Southampton Airport Parkway (SOA)	↵ d	2336	2342	0028	0105	0239s
Swaythling (SWG)	d					
St Denys (SDN)	d			0032s		0244s
Southampton Central (SOU)	a	2344	2350	0037	0112	0249
Southampton Central (SOU)	d		2353		0113	
Millbrook (Hants) (MBK)	d					
Redbridge (RDB)	d					
Totton (TTN)	d				0118s	
Ashurst New Forest (ANF)	d					
Beaulieu Road (BEU)	d					
Brockenhurst (BCU)	3 a		0006		0129s	
Brockenhurst (BCU)	3 d		0007			
Lymington Town (LYT)	d					
Lymington Pier (LYP)	a					
Lymington Pier (LYP)	⚓ d					
Yarmouth (I.O.W.) (YMH)	⚓ a					
Sway (SWY)	d					
New Milton (NWM)	d				0137s	
Hinton Admiral (HNA)	d					
Christchurch (CHR)	d				0144s	
Pokesdown (POK)	d				0148s	
Bournemouth (BMH)	a		0022		0152	
Bournemouth (BMH)	d		0024			
Branksome (BSM)	d		0029			
Parkstone (Dorset) (PKS)	d		0032			
Poole (POO)	4 a		0036			
Poole (POO)	4 d					
Hamworthy (HAM)	d					
Holton Heath (HOL)	d					
Wareham (WRM)	d					
Wool (WOO)	d					
Moreton (Dorset) (MTN)	d					
Dorchester South (DCH)	d					
Dorchester West (DCW)	d					
Upwey (UPW)	d					
Weymouth (WEY)	a					

NOTES (see introductory pages for explanation of train operator codes and standard symbols)

- a Arrival time
- d Departure time
- s Stops to set down only
- u Stops to pick up only
- L From Manchester Piccadilly, see table 050
- W Also calls at Vauxhall 0109, Wimbledon 0120 and Surbiton 0128
- SM Saturday mornings

London to Winchester, Fareham, Portsmouth, Southampton, Lymington, Yarmouth (IOW), Bournemouth and Weymouth

Saturdays






Operator Train ID Days of operation/Notes 1st Class/Reservations/Bus/Ferry	SW	SW	SW	SW	SW	SW	SW	SW	SW	SW	SW	SW	SW	SW	SW	SW	SW	SW	GW
	1W85	1B73	1B75	1B77	2B77	1B01 A	2B11		2W01	1J01	2W03	2W05	1J03		2S97 B	2Y18	2O70 C		
London Waterloo (WAT)  15 d						0105													
Clapham Junction (CLJ) 10 d						0115													
Woking (WOK) d					0004	0142													
Farnborough (Main) (FNB) d					0015	0151s													
Fleet (FLE) d					0020	0157s													
Reading (RDG) 7 d																			
Basingstoke (BSK) d					0035	0209s	0510												
Micheldever (MIC) d				0003															
Winchester (WIN) d				0012	0051	0226s	0526												
Shawford (SHW) d				0017															
Romsey (ROM) d																	0558		
Chandlers Ford (CFR) d																	0606		
Eastleigh (ESL) 3 a				0022	0059	0235s	0535										0612		
Eastleigh (ESL) 3 d				0023	0100		0536										0613	0624	
Hedge End (HDE) d																			
Botley (BOE) d																			
Fareham (FRM) a																			
Portchester (PTC) a																			
Cosham (CSA) a																			
Hilsea (HLS) a																			
Fratton (FTN) a																			
Portsmouth & Southsea (PMS) a																			
Portsmouth Harbour (PMH)  a																			
Southampton Airport Parkwy (SOA)  d				0028	0105	0239s	0540										0618	0628	
Swaythling (SWG) d																	0620		
St Denys (SDN) d				0032s		0244s	0544										0623		
Southampton Central (SOU) a				0037	0112	0249	0549										0628	0636	
Southampton Central (SOU) d					0113							0620					0630		
Millbrook (Hants) (MBK) d																	0632		
Redbridge (RDB) d																	0636a		
Totton (TTN) d					0118s							0625							
Ashurst New Forest (ANF) d												0630							
Beaulieu Road (BEU) d																			
Brockenhurst (BCU) 3 a					0129s							0638							
Brockenhurst (BCU) 3 d			0007								0612	0615	0639	0642					
Lymington Town (LYT) d											0620			0650					
Lymington Pier (LYP) a											0622			0652					
Lymington Pier (LYP)  d								0530							0710				
Yarmouth (I.O.W.) (YMH)  a								0610							0750				
Sway (SWY) d											0620	0643							
New Milton (NWM) d					0137s						0625	0648							
Hinton Admiral (HNA) d											0629	0652							
Christchurch (CHR) d		0001			0144s						0634	0657							
Pokesdown (POK) d		0005			0148s						0637	0701							
Bournemouth (BMH) a		0010	0022		0152						0641	0706							
Bournemouth (BMH) d			0024						0611		0644	0711							
Branksome (BSM) d			0029						0616		0649	0716							
Parkstone (Dorset) (PKS) d			0032						0619		0652	0719							
Poole (POO) 4 a			0036						0623		0655	0723							
Poole (POO) 4 d									0624		0657	0724							
Hamworthy (HAM) d									0629		0702	0729							
Holton Heath (HOL) d									0633		0706	0733							
Wareham (WRM) d									0638		0711	0738							
Wool (WOO) d									0644		0717	0744							
Moreton (Dorset) (MTN) d	0002								0650		0723	0750							
Dorchester South (DCH) d	0010								0658		0731	0758							
Dorchester West (DCW) d																			0804
Upwey (UPW) d	0016								0705		0738	0805							0813
Weymouth (WEY) a	0022								0709		0742	0809							0818

NOTES (see introductory pages for explanation of train operator codes and standard symbols)

- a Arrival time
- d Departure time
- s Stops to set down only
- A Also calls at Vauxhall 0109, Wimbledon 0120 and Surbiton 0128
- B From Salisbury to Salisbury, see table 156
- C From Westbury, see table 133

London to Winchester, Fareham, Portsmouth, Southampton, Lymington, Yarmouth (IOW), Bournemouth and Weymouth

Saturdays

Operator Train ID Days of operation/Notes 1st Class/Reservations/Bus/Ferry	SW	SW	SW	SW	SW	SW	SW	SW	SW	SW	SW	SW	SW	SW	SW	SW	SW	SW
	2T05	1J05	1W51 D	2W09	1J07		2S11 E	2T09 F	1J09	1W53	2W13	1J11		2S15 E	2T13 G	1J13	1W55	
London Waterloo (WAT)  15 d			0530							0630					0642		0735	
Clapham Junction (CLJ) 10 d			0537u							0637u					0649u			
Woking (WOK) d			0603						0620	0657					0719		0800	
Farnborough (Main) (FNB) d									0634						0733			
Fleet (FLE) d									0639						0738			
Reading (RDG) 7 d																		
Basingstoke (BSK) d			0624						0700	0718					0800		0821	
Micheldever (MIC) d			0634						0710						0810			
Winchester (WIN) d			0643						0719	0734					0819		0838	
Shawford (SHW) d									0724						0824			
Romsey (ROM) d								0707						0807				
Chandlers Ford (CFR) d								0714						0814				
Eastleigh (ESL) 3 a			0651					0720	0729	0742				0820	0830		0846	
Eastleigh (ESL) 3 d	0628		0652					0721	0730	0743				0821	0831		0847	
Hedge End (HDE) d	0634								0736						0837			
Botley (BOE) d	0638								0740						0841			
Fareham (FRM) a	0645								0747						0848			
Portchester (PTC) a	0651								0753						0854			
Cosham (CSA) a	0656								0758						0859			
Hilsea (HLS) a	0703								0803						0904			
Fratton (FTN) a	0707								0807						0908			
Portsmouth & Southsea (PMS) a	0710								0810						0912			
Portsmouth Harbour (PMH)  a	0716								0818						0918			
Southampton Airport Parkwy (SOA)  d			0656					0725		0748				0825			0851	
Swaythling (SWG) d								0727						0827				
St Denys (SDN) d								0730						0830				
Southampton Central (SOU) a			0703					0735		0756				0836			0858	
Southampton Central (SOU) d			0705	0721				0737		0800	0817			0837			0900	
Millbrook (Hants) (MBK) d								0740						0840				
Redbridge (RDB) d								0743a						0843a				
Totton (TTN) d			0710	0726						0805	0822							
Ashurst New Forest (ANF) d				0731							0827							
Beaulieu Road (BEU) d											0831							
Brockenhurst (BCU) 3 a			0721	0739						0816	0837						0913	
Brockenhurst (BCU) 3 d		0712	0722	0740	0742				0812	0817	0838	0842				0912	0914	
Lymington Town (LYT) d		0720			0750				0820			0850				0920		
Lymington Pier (LYP) a		0722			0752				0822			0852				0922		
Lymington Pier (LYP)  d						0815							0900					
Yarmouth (I.O.W.) (YMH)  a						0855							0940					
Sway (SWY) d			0726	0744						0821	0842							
New Milton (NWM) d			0731	0749						0826	0847							
Hinton Admiral (HNA) d			0735	0753						0830	0851							
Christchurch (CHR) d			0740	0758						0835	0856							
Pokesdown (POK) d			0744	0802						0839	0900							
Bournemouth (BMH) a			0748	0806						0843	0905						0928	
Bournemouth (BMH) d			0749	0811						0844	0909						0933	
Branksome (BSM) d			0754	0816						0849	0914						0938	
Parkstone (Dorset) (PKS) d			0757	0819						0852	0917						0941	
Poole (POO) 4 a			0801	0823						0856	0921						0945	
Poole (POO) 4 d			0802	0824						0857	0922						0946	
Hamworthy (HAM) d			0807	0829						0902	0927						0951	
Holton Heath (HOL) d				0833							0931							
Wareham (WRM) d			0813	0838						0909	0935						0958	
Wool (WOO) d			0820	0844						0915	0942							
Moreton (Dorset) (MTN) d			0826	0850						0921	0948							
Dorchester South (DCH) d			0834	0858						0929	0956						1014	
Dorchester West (DCW) d																		
Upwey (UPW) d			0841	0905						0936	1002							
Weymouth (WEY) a			0845	0909						0940	1007						1023	

NOTES (see introductory pages for explanation of train operator codes and standard symbols)

- a Arrival time
- d Departure time
- u Stops to pick up only
- D Also calls at Wimbledon 0543 and Surbiton 0551
- E To Salisbury, see table 156
- F Also calls at Brookwood 0626, Winchfield 0645 and Hook 0649
- G Also calls at Surbiton 0700, Walton-On-Thames 0707, Weybridge 0711, Brookwood 0725, Winchfield 0744 and Hook 0748

London to Winchester, Fareham, Portsmouth, Southampton, Lymington, Yarmouth (IOW), Bournemouth and Weymouth

Saturdays

Operator	SW 2B13	SW 2B15	GW 2072 H	SW 1W57	SW 2W57	SW 1J15	SW	SW 2S19 E	SW 1T17	XC 1004 J	SW 1W17	SW 1J17	SW 2B17	SW 2B19	SW 1W59	SW 2W59	SW 1J19
Train ID	□	□	□	□	□	□	☰	□	□	□◇	□	□	□	□	□	□	□
Days of operation/Notes																	
1st Class/Reservations/Bus/Ferry																	
London Waterloo (WAT)	d			0805					0809		0835					0905	
Clapham Junction (CLJ)	d			0812u											0912u		
Woking (WOK)	d								0834		0900						
Farnborough (Main) (FNB)	d								0844								
Fleet (FLE)	d								0850								
Reading (RDG)	d									0852							
Basingstoke (BSK)	d			0849					0903	0911					0949		
Micheldever (MIC)	d								0913								
Winchester (WIN)	d	0850		0905					0922	0927	0933			0949	1005		
Shawford (SHW)	d	0855												0954			
Romsey (ROM)	d							0907									
Chandlers Ford (CFR)	d							0914									
Eastleigh (ESL)	a	0900						0920	0930						0959		
Eastleigh (ESL)	d	0901						0921	0931					1000			
Hedge End (HDE)	d								0937								
Botley (BOE)	d								0941								
Fareham (FRM)	a								0948								
Portchester (PTC)	a								0954								
Cosham (CSA)	a								0959								
Hilsea (HLS)	a								1004								
Fratton (FTN)	a								1008								
Portsmouth & Southsea (PMS)	a								1011								
Portsmouth Harbour (PMH)	a								1018								
Southampton Airport Parkwy (SOA)	d	0905		0914				0925		0936	0942			1005	1014		
Swaythling (SWG)	d							0927									
St Denys (SDN)	d							0930									
Southampton Central (SOU)	a	0912		0922				0936		0943	0949			1012	1022		
Southampton Central (SOU)	d	0903		0924				0937		0945	0951		0956		1024		
Millbrook (Hants) (MBK)	d							0940									
Redbridge (RDB)	d							0943a									
Totton (TTN)	d	0908												1001			
Ashurst New Forest (ANF)	d	0913												1006			
Beaulieu Road (BEU)	d													1010			
Brockenhurst (BCU)	a	0921		0937					0958	1004			1016		1037		
Brockenhurst (BCU)	d	0922		0938		0942			0959	1005	1012	1017		1038	1042		
Lymington Town (LYT)	d					0950					1020				1050		
Lymington Pier (LYP)	a					0952					1022				1052		
Lymington Pier (LYP)	d						1000										
Yarmouth (I.O.W.) (YMH)	a						1040										
Sway (SWY)	d	0926												1022			
New Milton (NWM)	d	0931		0945										1027	1045		
Hinton Admiral (HNA)	d	0935												1031			
Christchurch (CHR)	d	0940		0952										1036	1052		
Pokesdown (POK)	d	0944		0956										1039	1056		
Bournemouth (BMH)	a	0952		1000					1013	1020			1044	1100			
Bournemouth (BMH)	d			1004	1008						1024			1104	1108		
Branksome (BSM)	d				1013						1029				1113		
Parkstone (Dorset) (PKS)	d				1016						1032				1116		
Poole (POO)	a	4		1013	1020						1036			1113	1120		
Poole (POO)	d	4		1014							1037			1114			
Hamworthy (HAM)	d			1019							1042			1119			
Holton Heath (HOL)	d			1023										1123			
Wareham (WRM)	d			1028							1049			1128			
Wool (WOO)	d			1035										1135			
Moreton (Dorset) (MTN)	d			1041										1141			
Dorchester South (DCH)	d			1051c							1105			1149			
Dorchester West (DCW)	d		1043														
Upwey (UPW)	d		1051	1058										1155			
Weymouth (WEY)	a		1056	1102							1113			1200			

NOTES (see introductory pages for explanation of train operator codes and standard symbols)

- a Arrival time
- d Departure time
- u Stops to pick up only
- c Arrives 3 minutes earlier
- E To Salisbury, see table 156
- H From Bristol Temple Meads, see table 133
- J From Manchester Piccadilly, see table 050

London to Winchester, Fareham, Portsmouth, Southampton, Lymington, Yarmouth (IOW), Bournemouth and Weymouth

Saturdays

Operator	SW	SW 2S23	SW 1T21	GW 2074	SW 1W19	SW 1J21	SW 2B21	SW 2B23	SW 1W61	SW 2W61	SW 1J23	SW	SW 2S27	SW 1T25	XC 1008	SW 1W21	SW 1J25
Train ID		E		K									E		J		
Days of operation/Notes																	
1st Class/Reservations/Bus/Ferry																	
Catering facilities																	
London Waterloo (WAT)	15	d	0909		0935				1005					1009		1035	
Clapham Junction (CLJ)	10	d							1012u								
Woking (WOK)		d	0934		1000									1034		1100	
Farnborough (Main) (FNB)		d	0944											1044			
Fleet (FLE)		d	0950											1050			
Reading (RDG)	7	d													1052		
Basingstoke (BSK)		d	1003						1048					1103	1111		
Micheldever (MIC)		d	1013											1113			
Winchester (WIN)		d	1022		1033			1049	1105					1122	1127	1133	
Shawford (SHW)		d						1054									
Romsey (ROM)		d	1007										1107				
Chandlers Ford (CFR)		d	1014										1114				
Eastleigh (ESL)	3	a	1020	1030				1059					1120	1130			
Eastleigh (ESL)	3	d	1021	1031				1100					1121	1131			
Hedge End (HDE)		d		1037										1137			
Botley (BOE)		d		1041										1141			
Fareham (FRM)		a		1048										1148			
Portchester (PTC)		a		1054										1154			
Cosham (CSA)		a		1059										1159			
Hilsea (HLS)		a		1104										1204			
Fratton (FTN)		a		1108										1208			
Portsmouth & Southsea (PMS)		a		1111										1211			
Portsmouth Harbour (PMH)		a		1118										1218			
Southampton Airport Parkwy (SOA)	4	d	1025		1042			1105	1114				1125		1136	1142	
Swaythling (SWG)		d	1027										1127				
St Denys (SDN)		d	1030										1130				
Southampton Central (SOU)		a	1036		1050			1112	1122				1136		1143	1150	
Southampton Central (SOU)		d	1037		1051		1056		1124				1137		1145	1151	
Millbrook (Hants) (MBK)		d	1040										1140				
Redbridge (RDB)		d	1043a										1143a				
Totton (TTN)		d						1101									
Ashurst New Forest (ANF)		d						1106									
Beaulieu Road (BEU)		d															
Brockenhurst (BCU)	3	a			1105		1116		1137							1205	
Brockenhurst (BCU)	3	d			1106	1112	1117		1138		1142					1206	1212
Lymington Town (LYT)		d				1120					1150						1220
Lymington Pier (LYP)		a				1122					1152						1222
Lymington Pier (LYP)		d	1100										1200				
Yarmouth (I.O.W.) (YMH)		a	1140										1240				
Sway (SWY)		d					1122										
New Milton (NWM)		d					1127		1145								
Hinton Admiral (HNA)		d					1131										
Christchurch (CHR)		d					1136		1152								
Pokesdown (POK)		d					1139		1156								
Bournemouth (BMH)		a			1120		1144		1200						1213	1220	
Bournemouth (BMH)		d			1124				1204	1208							1224
Branksome (BSM)		d			1129					1213							1229
Parkstone (Dorset) (PKS)		d			1132					1216							1232
Poole (POO)	4	a			1136				1213	1220							1236
Poole (POO)	4	d			1137				1214								1237
Hamworthy (HAM)		d			1142				1219								1242
Holton Heath (HOL)		d							1223								
Wareham (WRM)		d			1149				1228								1249
Wool (WOO)		d							1235								
Moreton (Dorset) (MTN)		d							1241								
Dorchester South (DCH)		d			1205				1249								1305
Dorchester West (DCW)		d			1153												
Upwey (UPW)		d			1202				1255								
Weymouth (WEY)		a			1208	1213			1300								1314

NOTES (see introductory pages for explanation of train operator codes and standard symbols)

- a Arrival time
- d Departure time
- u Stops to pick up only
- E To Salisbury, see table 156
- J From Manchester Piccadilly, see table 050
- K From Gloucester, see table 133

London to Winchester, Fareham, Portsmouth, Southampton, Lymington, Yarmouth (IOW), Bournemouth and Weymouth

Saturdays

Operator	SW	SW	SW	SW	SW	SW	SW	SW	GW	SW	SW	SW	SW	SW	SW	SW	SW	SW
Train ID	2B25	2B27	1W63	2W63	1J27		2S31	1T29	2076	1W23	1J29	2B29	2B31	1W65	2W65	1J31		
Days of operation/Notes									K									
1st Class/Reservations/Bus/Ferry	1	1	1	1	1		E	1		1	1	1	1	1	1	1	1	1
London Waterloo (WAT)	d			1105				1109		1135					1205			
Clapham Junction (CLJ)	d			1112u											1212u			
Woking (WOK)	d							1134		1200								
Farnborough (Main) (FNB)	d							1144										
Fleet (FLE)	d							1150										
Reading (RDG)	d																	
Basingstoke (BSK)	d			1148				1203							1248			
Micheldever (MIC)	d							1213										
Winchester (WIN)	d	1149		1205				1223		1233			1249	1305				
Shawford (SHW)	d	1154											1254					
Romsey (ROM)	d							1207										
Chandlers Ford (CFR)	d							1214										
Eastleigh (ESL)	a	1159						1220	1231				1259					
Eastleigh (ESL)	d	1200						1221	1231				1300					
Hedge End (HDE)	d								1237									
Botley (BOE)	d								1241									
Fareham (FRM)	a								1249									
Portchester (PTC)	a								1255									
Cosham (CSA)	a								1259									
Hilsea (HLS)	a								1304									
Fratton (FTN)	a								1308									
Portsmouth & Southsea (PMS)	a								1312									
Portsmouth Harbour (PMH)	a								1318									
Southampton Airport Parkwy (SOA)	d	1205	1214					1225		1242			1305	1314				
Swaythling (SWG)	d							1227										
St Denys (SDN)	d							1230										
Southampton Central (SOU)	a	1212	1222					1236		1249			1312	1322				
Southampton Central (SOU)	d	1156	1224					1237		1251		1256		1324				
Millbrook (Hants) (MBK)	d							1240										
Redbridge (RDB)	d							1243a										
Totton (TTN)	d	1201										1301						
Ashurst New Forest (ANF)	d	1206										1306						
Beaulieu Road (BEU)	d	1210																
Brockenhurst (BCU)	a	1216	1237							1304		1316		1337				
Brockenhurst (BCU)	d	1217	1238	1242						1305	1312	1317		1338	1342			
Lymington Town (LYT)	d			1250							1320			1350				
Lymington Pier (LYP)	a			1252							1322			1352				
Lymington Pier (LYP)	d						1300											1400
Yarmouth (I.O.W.) (YMH)	a						1340											1440
Sway (SWY)	d	1222										1322						
New Milton (NWM)	d	1227	1245									1327		1345				
Hinton Admiral (HNA)	d	1231										1331						
Christchurch (CHR)	d	1236	1252									1336		1352				
Pokesdown (POK)	d	1239	1256									1339		1356				
Bournemouth (BMH)	a	1244	1300							1320		1344		1400				
Bournemouth (BMH)	d		1304	1308								1324		1404	1408			
Branksome (BSM)	d			1313								1329			1413			
Parkstone (Dorset) (PKS)	d			1316								1332			1416			
Poole (POO)	a		1313	1320								1336		1413	1420			
Poole (POO)	d		1314									1337		1414				
Hamworthy (HAM)	d		1319									1342		1419				
Holton Heath (HOL)	d		1323											1423				
Wareham (WRM)	d		1328									1349		1428				
Wool (WOO)	d		1335											1435				
Moreton (Dorset) (MTN)	d		1341											1441				
Dorchester South (DCH)	d		1349									1405		1449				
Dorchester West (DCW)	d									1354								
Upwey (UPW)	d		1355							1403				1455				
Weymouth (WEY)	a		1400							1408	1414			1500				

NOTES (see introductory pages for explanation of train operator codes and standard symbols)

- a Arrival time
- d Departure time
- u Stops to pick up only
- E To Salisbury, see table 156
- K From Gloucester, see table 133

London to Winchester, Fareham, Portsmouth, Southampton, Lymington, Yarmouth (IOW), Bournemouth and Weymouth

Saturdays

Operator	SW	SW	XC	SW	SW	SW	SW	SW	SW	SW	SW	SW	SW	SW	SW	SW	SW	SW
Train ID	2S35	1T33	1O12	1W25	1J33	2B33	2B35	1W67	2W67	1J35		2S39	1T37	1Y65	1W27	1J37	2B37	
Days of operation/Notes	E		J									E		L				
1st Class/Reservations/Bus/Ferry	□	□	□◇	□	□	□	□	□	□	□	□	☞	□	□	□	□	□	□
Catering facilities			☞															
London Waterloo (WAT)	15 d			1208		1235				1305			1309		1335			
Clapham Junction (CLJ)	10 d									1312u								
Woking (WOK)	d			1234		1304							1334		1400			
Farnborough (Main) (FNB)	d			1244									1344					
Fleet (FLE)	d			1250									1350					
Reading (RDG)	7 d			1252														
Basingstoke (BSK)	d			1303	1311					1349			1403					
Micheldever (MIC)	d			1313									1413					
Winchester (WIN)	d			1322	1327	1336				1349	1405		1422		1433			
Shawford (SHW)	d									1354								
Romsey (ROM)	d	1307											1407					
Chandlers Ford (CFR)	d	1314											1414					
Eastleigh (ESL)	3 a	1320	1330							1359			1420	1430				
Eastleigh (ESL)	3 d	1321	1331							1400			1421	1431	1441			
Hedge End (HDE)	d			1337									1437					
Botley (BOE)	d			1341									1441					
Fareham (FRM)	a			1348									1448	1455				
Portchester (PTC)	a			1354									1454					
Cosham (CSA)	a			1359									1459					
Hilsea (HLS)	a			1404									1504					
Fratton (FTN)	a			1408									1508					
Portsmouth & Southsea (PMS)	a			1411									1511					
Portsmouth Harbour (PMH)	a			1418									1518					
Southampton Airport Parkwy (SOA)	4 d	1325		1335	1345					1405	1414		1425		1442			
Swaythling (SWG)	d	1327											1427					
St Denys (SDN)	d	1330											1430					
Southampton Central (SOU)	a	1336		1342	1352					1412	1422		1435		1449			
Southampton Central (SOU)	d	1337		1345	1353		1356				1424		1437		1451		1456	
Millbrook (Hants) (MBK)	d	1340											1440					
Redbridge (RDB)	d	1343a											1443a					
Totton (TTN)	d									1401								1501
Ashurst New Forest (ANF)	d									1406								1506
Beaulieu Road (BEU)	d									1410								
Brockenhurst (BCU)	3 a			1407						1416			1437		1504			1516
Brockenhurst (BCU)	3 d			1408	1412	1417				1438	1442				1505	1512	1517	
Lymington Town (LYT)	d				1420						1450					1520		
Lymington Pier (LYP)	a				1422						1452					1522		
Lymington Pier (LYP)	d												1500					
Yarmouth (I.O.W.) (YMH)	a												1540					
Sway (SWY)	d																	1522
New Milton (NWM)	d									1422								1527
Hinton Admiral (HNA)	d									1427	1445							1531
Christchurch (CHR)	d									1431								1536
Pokesdown (POK)	d									1436	1452							1539
Bournemouth (BMH)	a			1413	1422	1444				1439	1456				1520			1544
Bournemouth (BMH)	d									1504	1508							1524
Branksome (BSM)	d										1513							1529
Parkstone (Dorset) (PKS)	d										1516							1532
Poole (POO)	4 a										1520							1536
Poole (POO)	4 d										1514							1537
Hamworthy (HAM)	d										1519							1542
Holton Heath (HOL)	d										1523							
Wareham (WRM)	d										1528					1549		
Wool (WOO)	d										1535							
Moreton (Dorset) (MTN)	d										1541							
Dorchester South (DCH)	d										1549							1607c
Dorchester West (DCW)	d																	
Upwey (UPW)	d										1555							
Weymouth (WEY)	a										1600							1615

NOTES (see introductory pages for explanation of train operator codes and standard symbols)

- a Arrival time
- d Departure time
- u Stops to pick up only
- c Arrives 3 minutes earlier
- E To Salisbury, see table 156
- J From Manchester Piccadilly, see table 050
- L To Brighton, see table 178

London to Winchester, Fareham, Portsmouth, Southampton, Lymington, Yarmouth (IOW), Bournemouth and Weymouth

Saturdays

Operator	SW	SW	SW	SW	SW	SW	SW	XC	GW	SW	SW	SW	SW	SW	SW	SW	SW
Train ID	2B39	1W69	2W69	1J39		2S43	1T41	1016	2078	1W29	1J41	2B41	2B43	1W71	2W71	1J43	
Days of operation/Notes	1	1	1	1	1	1	1	J	M	1	1	1	1	1	1	1	1
1st Class/Reservations/Bus/Ferry	1	1	1	1	1	1	1	1	1	1	1	1	1	1	1	1	1
Catering facilities																	
London Waterloo (WAT)	15 d		1405				1409			1435					1505		
Clapham Junction (CLJ)	10 d		1411u												1512u		
Woking (WOK)	d						1434			1500							
Farnborough (Main) (FNB)	d						1444										
Fleet (FLE)	d						1450										
Reading (RDG)	7 d							1452									
Basingstoke (BSK)	d		1449				1503	1511							1549		
Micheldever (MIC)	d						1513										
Winchester (WIN)	d	1449	1505				1522	1527		1533			1549	1605			
Shawford (SHW)	d	1454											1554				
Romsey (ROM)	d						1507										
Chandlers Ford (CFR)	d						1514										
Eastleigh (ESL)	3 a	1459					1520	1530					1559				
Eastleigh (ESL)	3 d	1500					1521	1531					1600				
Hedge End (HDE)	d							1537									
Botley (BOE)	d							1541									
Fareham (FRM)	a							1548									
Portchester (PTC)	a							1554									
Cosham (CSA)	a							1559									
Hilsea (HLS)	a							1604									
Fratton (FTN)	a							1608									
Portsmouth & Southsea (PMS)	a							1611									
Portsmouth Harbour (PMH)	a							1618									
Southampton Airport Parkway (SOA)	4 d	1505	1514				1525		1535	1542			1605	1614			
Swaythling (SWG)	d						1527										
St Denys (SDN)	d						1530										
Southampton Central (SOU)	a	1513	1522				1536		1542	1549			1612	1622			
Southampton Central (SOU)	d		1524				1537		1545	1551		1556		1624			
Millbrook (Hants) (MBK)	d						1540										
Redbridge (RDB)	d						1543a										
Totton (TTN)	d												1601				
Ashurst New Forest (ANF)	d												1606				
Beaulieu Road (BEU)	d												1610				
Brockenhurst (BCU)	3 a		1537							1605			1616	1637			
Brockenhurst (BCU)	3 d		1538	1542						1606	1612	1617		1638	1642		
Lymington Town (LYT)	d			1550							1620				1650		
Lymington Pier (LYP)	a			1552							1622				1652		
Lymington Pier (LYP)	d				1600												1700
Yarmouth (I.O.W.) (YMH)	a				1640												1740
Sway (SWY)	d												1622				
New Milton (NWM)	d		1545										1627	1645			
Hinton Admiral (HNA)	d												1631				
Christchurch (CHR)	d		1552										1636	1652			
Pokesdown (POK)	d		1556										1639	1656			
Bournemouth (BMH)	a		1600					1613		1620			1644	1700			
Bournemouth (BMH)	d		1604	1608									1624		1704	1708	
Branksome (BSM)	d			1613									1629			1713	
Parkstone (Dorset) (PKS)	d			1616									1632			1716	
Poole (POO)	4 a		1613	1620									1636		1713	1720	
Poole (POO)	4 d		1614										1637		1714		
Hamworthy (HAM)	d		1619										1642		1719		
Holton Heath (HOL)	d		1623												1723		
Wareham (WRM)	d		1628							1649					1728		
Wool (WOO)	d		1635												1735		
Moreton (Dorset) (MTN)	d		1641												1741		
Dorchester South (DCH)	d		1649							1705					1749		
Dorchester West (DCW)	d									1653							
Upwey (UPW)	d		1656							1702					1755		
Weymouth (WEY)	a		1700							1708	1714				1800		

NOTES (see introductory pages for explanation of train operator codes and standard symbols)

- a Arrival time
- d Departure time
- u Stops to pick up only
- E To Salisbury, see table 156
- J From Manchester Piccadilly, see table 050
- M From Worcester Foregate Street, see table 133

London to Winchester, Fareham, Portsmouth, Southampton, Lymington, Yarmouth (IOW), Bournemouth and Weymouth

Saturdays

Operator	SW	SW	SW	SW	SW	SW	SW	SW	SW	SW	SW	SW	SW	XC	SW	SW	SW	SW
Train ID	2S47	1T45	1W31	1J45	2B45	2B47	1W73	2W73	1J47		2S51	1T49	1O20	1W33	1J49	2B49	2B51	
Days of operation/Notes	E	E	E	E	E	E	E	E	E	E	E	E	J	E	E	E	E	
1st Class/Reservations/Bus/Ferry																		
Catering facilities																		
London Waterloo (WAT)	15 d		1509	1535				1605						1609			1635	
Clapham Junction (CLJ)	10 d							1612u										
Woking (WOK)	d		1534	1600										1634			1700	
Farnborough (Main) (FNB)	d		1544											1644				
Fleet (FLE)	d		1550											1650				
Reading (RDG)	7 d														1652			
Basingstoke (BSK)	d		1603					1649						1703	1711			
Micheldever (MIC)	d		1613											1713				
Winchester (WIN)	d		1622	1633			1649	1705						1722	1727	1733		1749
Shawford (SHW)	d						1654											1754
Romsey (ROM)	d	1607												1707				
Chandlers Ford (CFR)	d	1614												1714				
Eastleigh (ESL)	3 a	1620	1630				1659							1720	1730			1759
Eastleigh (ESL)	3 d	1621	1631				1700							1721	1731			1800
Hedge End (HDE)	d		1637												1737			
Botley (BOE)	d		1641												1741			
Fareham (FRM)	a		1648												1748			
Portchester (PTC)	a		1654												1754			
Cosham (CSA)	a		1659												1759			
Hilsea (HLS)	a		1704												1804			
Fratton (FTN)	a		1708												1808			
Portsmouth & Southsea (PMS)	a		1711												1811			
Portsmouth Harbour (PMH)	a		1718												1818			
Southampton Airport Parkwy (SOA)	d	1625		1642			1705	1714						1725		1735	1742	1805
Swaythling (SWG)	d	1627												1727				
St Denys (SDN)	d	1630												1730				
Southampton Central (SOU)	a	1636		1649			1712	1722						1736	1742	1749		1812
Southampton Central (SOU)	d	1637		1651		1656		1724						1737	1745	1751		1756
Millbrook (Hants) (MBK)	d	1640												1740				
Redbridge (RDB)	d	1643a												1743a				
Totton (TTN)	d					1701												1801
Ashurst New Forest (ANF)	d					1706												1806
Beaulieu Road (BEU)	d																	1810
Brockenhurst (BCU)	3 a			1704		1716		1737							1804			1816
Brockenhurst (BCU)	3 d			1705	1712	1717		1738	1742						1805	1812	1817	
Lymington Town (LYT)	d				1720				1750							1820		
Lymington Pier (LYP)	a				1722				1752							1822		
Lymington Pier (LYP)	d									1800								
Yarmouth (I.O.W.) (YMH)	a									1840								
Sway (SWY)	d					1722												1822
New Milton (NWM)	d					1727		1745										1827
Hinton Admiral (HNA)	d					1731												1831
Christchurch (CHR)	d					1736		1752										1836
Pokesdown (POK)	d					1739		1756										1839
Bournemouth (BMH)	a			1720		1744		1800							1813	1820		1844
Bournemouth (BMH)	d			1724				1804	1808									1824
Branksome (BSM)	d			1729					1813									1829
Parkstone (Dorset) (PKS)	d			1732					1816									1832
Poole (POO)	4 a			1736					1813	1820								1836
Poole (POO)	4 d			1737					1814									1837
Hamworthy (HAM)	d			1742					1819									1842
Holton Heath (HOL)	d								1823									
Wareham (WRM)	d			1749					1828									1849
Wool (WOO)	d								1835									
Moreton (Dorset) (MTN)	d								1841									
Dorchester South (DCH)	d			1805					1849									1905
Dorchester West (DCW)	d																	
Upwey (UPW)	d								1855									
Weymouth (WEY)	a			1813					1900									1913

NOTES (see introductory pages for explanation of train operator codes and standard symbols)

- a Arrival time
- d Departure time
- u Stops to pick up only
- E To Salisbury, see table 156
- J From Manchester Piccadilly, see table 050

London to Winchester, Fareham, Portsmouth, Southampton, Lymington, Yarmouth (IOW), Bournemouth and Weymouth

Saturdays

Operator Train ID Days of operation/Notes 1st Class/Reservations/Bus/Ferry	SW	SW	SW	SW	SW	SW	GW	SW	SW	SW	SW	SW	SW	SW	SW	SW	SW	SW
	1W75	2W75	1J51		2S55 E	1T53	2O82 K	1W35	1J53	2B53	2B55	1W77	2W77	1J55		2S59 E	1T57	
	□	□	□	☞	□	□		□	□	□	□	□	□	□	☞	□	□	
London Waterloo (WAT) ☞ 15 d		1705				1709		1735						1805				1809
Clapham Junction (CLJ) 10 d		1712u											1812u					
Woking (WOK) d						1734		1800										1834
Farnborough (Main) (FNB) d						1744												1844
Fleet (FLE) d						1750												1850
Reading (RDG) 7 d																		
Basingstoke (BSK) d		1749				1803								1849				1903
Micheldever (MIC) d						1813												1913
Winchester (WIN) d		1805				1822		1833			1849		1905					1922
Shawford (SHW) d											1854							
Romsey (ROM) d					1807												1908	
Chandlers Ford (CFR) d					1814												1915	
Eastleigh (ESL) 3 a					1820	1830					1859						1921	1930
Eastleigh (ESL) 3 d					1821	1831					1900						1921	1931
Hedge End (HDE) d						1837												1937
Botley (BOE) d						1841												1941
Fareham (FRM) a						1848												1948
Portchester (PTC) a						1854												1954
Cosham (CSA) a						1859												1959
Hilsea (HLS) a						1904												2004
Fratton (FTN) a						1908												2008
Portsmouth & Southsea (PMS) a						1911												2011
Portsmouth Harbour (PMH) ☞ a						1918												2018
Southampton Airport Parkwy (SOA) ☞ d		1814			1825			1842			1905		1914					1925
Swaythling (SWG) d					1827													1927
St Denys (SDN) d					1830													1930
Southampton Central (SOU) a		1822			1836			1850			1912		1921					1936
Southampton Central (SOU) d		1824			1837			1851			1856		1924					1937
Millbrook (Hants) (MBK) d					1840													1940
Redbridge (RDB) d					1843a													1943a
Totton (TTN) d											1901							
Ashurst New Forest (ANF) d											1906							
Beaulieu Road (BEU) d																		
Brockenhurst (BCU) 3 a		1837						1904			1916		1937					
Brockenhurst (BCU) 3 d		1838	1842					1905	1912	1917			1938	1942				
Lymington Town (LYT) d			1850						1920					1950				
Lymington Pier (LYP) a			1852						1922					1952				
Lymington Pier (LYP) ☞ d					1900												2000	
Yarmouth (I.O.W.) (YMH) ☞ a					1940												2040	
Sway (SWY) d											1922							
New Milton (NWM) d		1845									1927		1945					
Hinton Admiral (HNA) d											1931							
Christchurch (CHR) d		1852									1936		1952					
Pokesdown (POK) d		1856									1939		1956					
Bournemouth (BMH) a		1900						1920			1944		2000					
Bournemouth (BMH) d		1904	1908					1924					2004	2008				
Branksome (BSM) d			1913					1929						2013				
Parkstone (Dorset) (PKS) d			1916					1932						2016				
Poole (POO) 4 a		1913	1920					1936					2013	2020				
Poole (POO) 4 d		1914						1937					2014					
Hamworthy (HAM) d		1919						1942					2019					
Holton Heath (HOL) d		1923											2023					
Wareham (WRM) d		1928						1949					2028					
Wool (WOO) d		1935											2035					
Moreton (Dorset) (MTN) d		1941											2041					
Dorchester South (DCH) d		1949						2005					2049					
Dorchester West (DCW) d								1954										
Upwey (UPW) d		1955						2002					2055					
Weymouth (WEY) a		2000						2009	2014				2101					

NOTES (see introductory pages for explanation of train operator codes and standard symbols)

- a Arrival time
- d Departure time
- u Stops to pick up only
- E To Salisbury, see table 156
- K From Gloucester, see table 133

London to Winchester, Fareham, Portsmouth, Southampton, Lymington, Yarmouth (IOW), Bournemouth and Weymouth

Saturdays

Operator	XC	SW	SW	SW	SW	SW	SW	SW	SW	SW	SW	SW	SW	SW	SW	SW	SW	SW	SW
Train ID	1024	1W37	1J57	2B57	2B59	1W79	2W79	1J59	2S63	1T61	1W81	1J61	2B61	2B63	1B65	1J63	2S67		
Days of operation/Notes	J	□	□	□	□	□	□	□	E	□	□	□	□	□	□	□	□	□	□
1st Class/Reservations/Bus/Ferry	□	□	□	□	□	□	□	□	□	□	□	□	□	□	□	□	□	□	□
Catering facilities	⚡	⚡	⚡	⚡	⚡	⚡	⚡	⚡	⚡	⚡	⚡	⚡	⚡	⚡	⚡	⚡	⚡	⚡	⚡
London Waterloo (WAT)	15 d		1835				1905			1909	1935				2005				
Clapham Junction (CLJ)	10 d						1912u								2012u				
Woking (WOK)	d		1900							1934	2000								
Farnborough (Main) (FNB)	d									1944									
Fleet (FLE)	d									1950									
Reading (RDG)	7 d	1852																	
Basingstoke (BSK)	d	1911					1949			2003					2049				
Micheldever (MIC)	d									2013									
Winchester (WIN)	d	1927	1933			1949	2006			2022	2033			2049	2105				
Shawford (SHW)	d					1954								2054					
Romsey (ROM)	d								2007										2107
Chandlers Ford (CFR)	d								2014										2114
Eastleigh (ESL)	3 a					1959			2020	2030				2059					2120
Eastleigh (ESL)	3 d					2000			2021	2031				2100					2121
Hedge End (HDE)	d									2037									
Botley (BOE)	d									2041									
Fareham (FRM)	a									2048									
Portchester (PTC)	a									2054									
Cosham (CSA)	a									2059									
Hilsea (HLS)	a									2104									
Fratton (FTN)	a									2108									
Portsmouth & Southsea (PMS)	a									2112									
Portsmouth Harbour (PMH)	a									2118									
Southampton Airport Parkway (SOA)	4 d	1935	1942			2005	2014		2025		2042			2105	2114				2125
Swaythling (SWG)	d								2027										2127
St Denys (SDN)	d								2030										2130
Southampton Central (SOU)	a	1942	1949			2012	2022		2036		2049			2112	2122				2136
Southampton Central (SOU)	d	1945	1951		1956		2024		2037		2051		2056		2124				2137
Millbrook (Hants) (MBK)	d								2040										2140
Redbridge (RDB)	d								2043a										2143a
Totton (TTN)	d				2001									2101		2129			
Ashurst New Forest (ANF)	d				2006									2106		2134			
Beaulieu Road (BEU)	d				2010														
Brockenhurst (BCU)	3 a	1958	2004		2016		2037				2104		2116		2142				
Brockenhurst (BCU)	3 d	1959	2005	2012	2017		2038	2042			2105	2112	2117		2143	2148			
Lymington Town (LYT)	d				2020			2050					2120			2156			
Lymington Pier (LYP)	a				2022			2052					2122			2158			
Lymington Pier (LYP)	d																		
Yarmouth (I.O.W.) (YMH)	a																		
Sway (SWY)	d				2022									2122		2148			
New Milton (NWM)	d				2027		2045							2127		2153			
Hinton Admiral (HNA)	d				2031									2131		2157			
Christchurch (CHR)	d				2036		2052							2136		2202			
Pokesdown (POK)	d				2039		2056							2139		2206			
Bournemouth (BMH)	a	2013	2020		2044		2100				2120		2144		2210				
Bournemouth (BMH)	d		2024				2104	2108						2124		2212			
Branksome (BSM)	d		2029					2113						2129		2217			
Parkstone (Dorset) (PKS)	d		2032					2116						2132		2221			
Poole (POO)	4 a		2036				2113	2120						2136		2226			
Poole (POO)	4 d		2037				2114							2137					
Hamworthy (HAM)	d		2042				2119							2142					
Holton Heath (HOL)	d																		
Wareham (WRM)	d		2049				2126							2149					
Wool (WOO)	d						2133							2155					
Moreton (Dorset) (MTN)	d						2143e							2201					
Dorchester South (DCH)	d		2105				2151							2209					
Dorchester West (DCW)	d																		
Upwey (UPW)	d						2158							2216					
Weymouth (WEY)	a		2113				2202							2220					

NOTES (see introductory pages for explanation of train operator codes and standard symbols)

- a Arrival time
- d Departure time
- u Stops to pick up only
- e Arrives 4 minutes earlier
- E To Salisbury, see table 156
- J From Manchester Piccadilly, see table 050

London to Winchester, Fareham, Portsmouth, Southampton, Lymington, Yarmouth (IOW), Bournemouth and Weymouth

Saturdays

Operator	SW 1T65	XC 1028 J	GW 2098 H	SW 1W83	SW 1J65	SW 2B67	GW 2M95 N	SW 1B69	SW 2S71 E	SW 1T69	XC 1030 J	SW 1W85	SW 1B73	SW 2S75 E	SW 1T73	XC 1034 J	SW 1B75
Train ID	1	1	1	1	1	1	1	1	1	1	1	1	1	1	1	1	1
Days of operation/Notes	1	1	1	1	1	1	1	1	1	1	1	1	1	1	1	1	1
1st Class/Reservations/Bus/Ferry	1	1	1	1	1	1	1	1	1	1	1	1	1	1	1	1	1
Catering facilities	1	1	1	1	1	1	1	1	1	1	1	1	1	1	1	1	1
London Waterloo (WAT)	15 d	2009		2035				2105		2109		2135	2205		2209		2235
Clapham Junction (CLJ)	10 d							2112u					2212u				
Woking (WOK)	d	2034		2101						2134		2200			2234		2300
Farnborough (Main) (FNB)	d	2044								2144					2244		
Fleet (FLE)	d	2050								2150					2250		
Reading (RDG)	7 d		2052								2152						2252
Basingstoke (BSK)	d	2103	2111					2148		2203	2211		2248		2303	2311	
Micheldever (MIC)	d	2113								2213					2313		
Winchester (WIN)	d	2122	2127	2133		2149		2205		2222	2227	2233	2305		2322	2327	2333
Shawford (SHW)	d					2154									2327		
Romsey (ROM)	d								2207					2311			
Chandlers Ford (CFR)	d								2214					2318			
Eastleigh (ESL)	3 a	2130				2159			2220	2230				2324	2333		
Eastleigh (ESL)	3 d	2131				2200	2209		2222	2231				2324	2333		
Hedge End (HDE)	d	2137								2237					2339		
Botley (BOE)	d	2141								2241					2343		
Fareham (FRM)	a	2148								2248					2356		
Portchester (PTC)	a	2154								2254					0002		
Cosham (CSA)	a	2159								2259					0007		
Hilsea (HLS)	a	2204								2304					0012		
Fratton (FTN)	a	2208								2308					0016		
Portsmouth & Southsea (PMS)	a	2211								2311					0019		
Portsmouth Harbour (PMH)	a	2218								2318					0024		
Southampton Airport Parkway (SOA)	4 d		2135	2142		2205	2213	2217	2226		2235	2242	2314	2328		2335	2342
Swaythling (SWG)	d								2228					2331			
St Denys (SDN)	d								2231					2335			
Southampton Central (SOU)	a		2144	2149		2212	2223	2227	2236		2242	2249	2321	2340		2342	2349
Southampton Central (SOU)	d		2145	2151				2229	2238		2245	2251	2324	2342			2351
Millbrook (Hants) (MBK)	d								2240					2344			
Redbridge (RDB)	d								2244a					2348a			
Totton (TTN)	d							2234					2329				
Ashurst New Forest (ANF)	d							2239					2334				
Beaulieu Road (BEU)	d																
Brockenhurst (BCU)	3 a			2204				2247				2304	2342				0004
Brockenhurst (BCU)	3 d			2205	2218			2248				2305	2343				0005
Lymington Town (LYT)	d				2226												
Lymington Pier (LYP)	a				2228												
Lymington Pier (LYP)	d																
Yarmouth (I.O.W.) (YMH)	a																
Sway (SWY)	d							2253					2347				
New Milton (NWM)	d							2258					2352				0012s
Hinton Admiral (HNA)	d							2302					2356				
Christchurch (CHR)	d							2307					0001				0019s
Pokesdown (POK)	d							2311					0005				0023s
Bournemouth (BMH)	a		2215	2220				2315			2319	2324	0009				0027
Bournemouth (BMH)	d			2224				2317				2327	0010				0029
Branksome (BSM)	d			2229				2322				2332	0015				0034
Parkstone (Dorset) (PKS)	d			2232				2326				2335	0018				0037
Poole (POO)	4 a			2236				2330				2339	0023				0041
Poole (POO)	4 d			2237								2340					
Hamworthy (HAM)	d			2242								2345					
Holton Heath (HOL)	d																
Wareham (WRM)	d			2249								2351					
Wool (WOO)	d			2255								2358					
Moreton (Dorset) (MTN)	d			2301								0004					
Dorchester South (DCH)	d			2309								0012					
Dorchester West (DCW)	d			2253													
Upwey (UPW)	d			2302	2316							0018					
Weymouth (WEY)	a			2307	2320							0023					

NOTES (see introductory pages for explanation of train operator codes and standard symbols)

- a Arrival time
- d Departure time
- s Stops to set down only
- u Stops to pick up only
- E To Salisbury, see table 156
- H From Bristol Temple Meads, see table 133
- J From Manchester Piccadilly, see table 050
- N To Westbury, see table 133

London to Winchester, Fareham, Portsmouth, Southampton, Lymington, Yarmouth (IOW), Bournemouth and Weymouth

Saturdays






Operator	SW	SW	SW	SW	SW
Train ID	1B77	2T75	2B77	1B81	1B01
Days of operation/Notes	SUM	SUM	SUM	P	SUM
1st Class/Reservations/Bus/Ferry	□	□	□	□	□
London Waterloo (WAT)	↻ 15 d	2305		2335	0100
Clapham Junction (CLJ)	10 d	2312u		2342u	0107u
Woking (WOK)	d	2332		0003	0149
Farnborough (Main) (FNB)	d			0014	0158s
Fleet (FLE)	d			0020	0204s
Reading (RDG)	7 d				
Basingstoke (BSK)	d	2352		0035	0100
Micheldever (MIC)	d	0002			0216s
Winchester (WIN)	d	0011		0051	0116
Shawford (SHW)	d	0016			0233s
Romsey (ROM)	d				
Chandlers Ford (CFR)	d				
Eastleigh (ESL)	3 a	0022		0059	0124
Eastleigh (ESL)	3 d	0022	0030	0100	0125
Hedge End (HDE)	d		0036s		
Botley (BOE)	d		0039s		
Fareham (FRM)	a		0047s		
Portchester (PTC)	a		0053s		
Cosham (CSA)	a		0057s		
Hilsea (HLS)	a				
Fratton (FTN)	a		0105s		
Portsmouth & Southsea (PMS)	a		0108		
Portsmouth Harbour (PMH)	⚓ a				
Southampton Airport Parkway (SOA)	↵ d	0026		0105	0129
Swaythling (SWG)	d				0246s
St Denys (SDN)	d	0030s			0251s
Southampton Central (SOU)	a	0035		0112	0136
Southampton Central (SOU)	d	0037			0138
Millbrook (Hants) (MBK)	d				
Redbridge (RDB)	d				
Totton (TTN)	d	0042s			0143s
Ashurst New Forest (ANF)	d				
Beaulieu Road (BEU)	d				
Brockenhurst (BCU)	3 a	0053s			0154s
Brockenhurst (BCU)	3 d				
Lymington Town (LYT)	d				
Lymington Pier (LYP)	a				
Lymington Pier (LYP)	⚓ d				
Yarmouth (I.O.W.) (YMH)	⚓ a				
Sway (SWY)	d				
New Milton (NWM)	d	0100s			0204s
Hinton Admiral (HNA)	d				
Christchurch (CHR)	d	0107s			0211s
Pokesdown (POK)	d	0111s			0215s
Bournemouth (BMH)	a	0115			0219
Bournemouth (BMH)	d	0117			
Branksome (BSM)	d	0122s			
Parkstone (Dorset) (PKS)	d	0125s			
Poole (POO)	4 a	0128			
Poole (POO)	4 d				
Hamworthy (HAM)	d				
Holton Heath (HOL)	d				
Wareham (WRM)	d				
Wool (WOO)	d				
Moreton (Dorset) (MTN)	d				
Dorchester South (DCH)	d				
Dorchester West (DCW)	d				
Upwey (UPW)	d				
Weymouth (WEY)	a				

NOTES (see introductory pages for explanation of train operator codes and standard symbols)

- a Arrival time
- d Departure time
- s Stops to set down only
- u Stops to pick up only
- P Also calls at Wimbledon 0023
- Q Also calls at Vauxhall 0109, Wimbledon 0127 and Surbiton 0135
- SUM Sunday mornings

London to Winchester, Fareham, Portsmouth, Southampton, Lymington, Yarmouth (IOW), Bournemouth and Weymouth

Sundays






Operator Train ID Days of operation/Notes 1st Class/Reservations/Bus/Ferry	SW	SW	SW	SW	SW	SW	SW	SW	SW	SW	SW	SW	SW	SW	SW	SW	SW
	1W85	1B73	1B75	1B77	2T75	2B77	1B81 A	1B01 B						1W11	1B11	1T11	1J13
London Waterloo (WAT)  15 d							0010	0105									
Clapham Junction (CLJ) 10 d							0017u	0115									
Woking (WOK) d						0003	0040	0149									
Farnborough (Main) (FNB) d						0014		0158s									
Fleet (FLE) d						0020		0204s									
Reading (RDG) 7 d																	
Basingstoke (BSK) d							0035	0100	0216s						0748		
Micheldever (MIC) d				0002											0758		
Winchester (WIN) d				0011		0051	0116	0233s							0807		
Shawford (SHW) d				0016											0812		
Romsey (ROM) d																	
Chandlers Ford (CFR) d																	
Eastleigh (ESL) 3 a				0022		0059	0124	0242s							0817		
Eastleigh (ESL) 3 d				0022	0030	0100	0125								0821	0824	
Hedge End (HDE) d					0036s											0830	
Botley (BOE) d					0039s											0834	
Fareham (FRM) a					0047s											0841	
Portchester (PTC) a					0053s											0847	
Cosham (CSA) a					0057s											0852	
Hilsea (HLS) a																0900	
Fratton (FTN) a					0105s											0904	
Portsmouth & Southsea (PMS) a					0108											0908	
Portsmouth Harbour (PMH)  a																0920	
Southampton Airport Parkwy (SOA)  d				0026		0105	0129	0246s							0825		
Swaythling (SWG) d																	
St Denys (SDN) d				0030s				0251s									
Southampton Central (SOU) a				0035		0112	0136	0256							0832		
Southampton Central (SOU) d				0037			0138								0834		
Millbrook (Hants) (MBK) d																	
Redbridge (RDB) d																	
Totton (TTN) d				0042s			0143s								0839		
Ashurst New Forest (ANF) d															0844		
Beaulieu Road (BEU) d															0848		
Brockenhurst (BCU) 3 a				0053s			0154s								0854		
Brockenhurst (BCU) 3 d			0005												0855		0859
Lymington Town (LYT) d																0907	
Lymington Pier (LYP) a																0909	
Lymington Pier (LYP)  d									0530	0710	0815	0900					
Yarmouth (I.O.W.) (YMH)  a									0610	0750	0855	0940					
Sway (SWY) d															0900		
New Milton (NWM) d			0012s	0100s			0204s								0905		
Hinton Admiral (HNA) d															0909		
Christchurch (CHR) d		0001	0019s	0107s			0211s								0914		
Pokesdown (POK) d		0005	0023s	0111s			0215s								0917		
Bournemouth (BMH) a		0009	0027	0115			0219								0921		
Bournemouth (BMH) d		0010	0029	0117									0839	0924			
Branksome (BSM) d		0015	0034	0122s									0844				
Parkstone (Dorset) (PKS) d		0018	0037	0125s									0847				
Poole (POO) 4 a		0023	0041	0128									0850	0933			
Poole (POO) 4 d													0851				
Hamworthy (HAM) d													0856				
Holton Heath (HOL) d																	
Wareham (WRM) d														0903			
Wool (WOO) d														0910			
Moreton (Dorset) (MTN) d	0004													0916			
Dorchester South (DCH) d	0012													0924			
Dorchester West (DCW) d																	
Upwey (UPW) d	0018													0931			
Weymouth (WEY) a	0023													0935			

NOTES (see introductory pages for explanation of train operator codes and standard symbols)

- a Arrival time
- d Departure time
- s Stops to set down only
- u Stops to pick up only
- A Also calls at Wimbledon 0023
- B Also calls at Vauxhall 0109, Wimbledon 0127 and Surbiton 0135

London to Winchester, Fareham, Portsmouth, Southampton, Lymington, Yarmouth (IOW), Bournemouth and Weymouth

Sundays

Operator Train ID Days of operation/Notes 1st Class/Reservations/Bus/Ferry Catering facilities	SW	SW	SW	SW	SW	SW	SW	GW	SW	SW	SW	SW	SW	SW	SW	SW	XC
	1W15	1J15		2S97 C	1B15	1T15	1J17	2071 D	1W19	1J19		2S21 E	1B19	1T19	1J21	1006	
London Waterloo (WAT)  15 d						0753			0835					0853			
Clapham Junction (CLJ) 10 d						0803u			0845u					0903u			
Woking (WOK) d						0828			0907					0928			
Farnborough (Main) (FNB) d																	
Fleet (FLE) d																	
Reading (RDG) 7 d																	0952
Basingstoke (BSK) d						0848			0927					0948			1011
Micheldever (MIC) d						0858								0958			
Winchester (WIN) d						0908			0944					1008			1027
Shawford (SHW) d						0912								1012			
Romsey (ROM) d						0835								0935			
Chandlers Ford (CFR) d						0842								0942			
Eastleigh (ESL) 3 a						0847								0948			
Eastleigh (ESL) 3 d						0854	0922	0926					0954	1022	1026		
Hedge End (HDE) d								0932							1032		
Botley (BOE) d								0936							1036		
Fareham (FRM) a								0943							1043		
Portchester (PTC) a								0950							1050		
Cosham (CSA) a								0954							1054		
Hilsea (HLS) a								1000							1100		
Fratton (FTN) a								1011							1111		
Portsmouth & Southsea (PMS) a								1014							1114		
Portsmouth Harbour (PMH)  a								1020							1120		
Southampton Airport Parkwy (SOA)  d						0858	0927		0953				0958	1027			1035
Swaythling (SWG) d						0901							1001				
St Denys (SDN) d						0904							1004				
Southampton Central (SOU) a						0909	0934		1000				1009	1034			1042
Southampton Central (SOU) d	0903					0910	0935		1003				1010	1035			1050
Millbrook (Hants) (MBK) d						0913							1013				
Redbridge (RDB) d						0916a							1016a				
Totton (TTN) d							0941							1041			
Ashurst New Forest (ANF) d							0945							1045			
Beaulieu Road (BEU) d							0950							1050			
Brockenhurst (BCU) 3 a	0916						0956		1016					1056			1103
Brockenhurst (BCU) 3 d	0917	0929					0957	0959	1017	1029				1057	1059		1110
Lymington Town (LYT) d		0937						1007		1037					1107		
Lymington Pier (LYP) a		0939						1009		1039					1109		
Lymington Pier (LYP)  d						1000							1100				
Yarmouth (I.O.W.) (YMH)  a						1040							1140				
Sway (SWY) d							1001							1101			
New Milton (NWM) d	0924						1006		1024					1106			
Hinton Admiral (HNA) d							1010							1110			
Christchurch (CHR) d							1015							1115			
Pokesdown (POK) d							1019							1119			
Bournemouth (BMH) a	0934						1023		1034					1123			1126
Bournemouth (BMH) d	0939						1024		1039					1124			
Branksome (BSM) d	0944								1044								
Parkstone (Dorset) (PKS) d	0947								1047								
Poole (POO) 4 a	0950						1033		1050					1133			
Poole (POO) 4 d	0951								1051								
Hamworthy (HAM) d	0956								1056								
Holton Heath (HOL) d																	
Wareham (WRM) d	1003								1103								
Wool (WOO) d	1010								1110								
Moreton (Dorset) (MTN) d	1016								1116								
Dorchester South (DCH) d	1024								1124								
Dorchester West (DCW) d									1029								
Upwey (UPW) d	1031								1037	1131							
Weymouth (WEY) a	1035								1042	1135							

NOTES (see introductory pages for explanation of train operator codes and standard symbols)

- a Arrival time
- d Departure time
- u Stops to pick up only
- C From Salisbury to Salisbury, see table 156
- D From Westbury, see table 133
- E To Salisbury, see table 156

London to Winchester, Fareham, Portsmouth, Southampton, Lymington, Yarmouth (IOW), Bournemouth and Weymouth

Sundays

Operator	GW	SW	SW	SW	SW	SW	SW	SW	SW	SW	SW	SW	SW	SW	SW	SW	SW	XC
Train ID	2074	1W23	1J23		2S25	1B23	1T23	1J25	1W27	1J27		2S29	1B27	1T27	1J29	1010		
Days of operation/Notes	F	□	□	☰	□	□	□	□	□	□	☰	□	□	□	□	□	□	G
1st Class/Reservations/Bus/Ferry																		◇
Catering facilities																		⌘
London Waterloo (WAT)	15 d		0935				0953		1035					1054				
Clapham Junction (CLJ)	10 d		0945u				1003u		1045u					1103u				
Woking (WOK)	d		1007				1028		1107					1128				
Farnborough (Main) (FNB)	d																	
Fleet (FLE)	d																	
Reading (RDG)	7 d																	1152
Basingstoke (BSK)	d		1027				1048		1127					1148				1211
Micheldever (MIC)	d						1058							1158				
Winchester (WIN)	d		1044				1108		1144					1208				1227
Shawford (SHW)	d						1112							1212				
Romsey (ROM)	d					1035						1135						
Chandlers Ford (CFR)	d					1042						1142						
Eastleigh (ESL)	3 a					1048		1118				1148		1218				
Eastleigh (ESL)	3 d					1054	1122	1126				1154	1222	1226				
Hedge End (HDE)	d							1132						1232				
Botley (BOE)	d							1136						1236				
Fareham (FRM)	a							1143						1243				
Portchester (PTC)	a							1150						1250				
Cosham (CSA)	a							1154						1254				
Hilsea (HLS)	a							1200						1300				
Fratton (FTN)	a							1209						1309				
Portsmouth & Southsea (PMS)	a							1213						1313				
Portsmouth Harbour (PMH)	☰ a							1220						1320				
Southampton Airport Parkwy (SOA)	← d		1053			1058	1127		1153			1158	1227					1235
Swaythling (SWG)	d					1101						1200						
St Denys (SDN)	d					1104						1203						
Southampton Central (SOU)	a		1100			1109	1134		1200			1208	1234					1242
Southampton Central (SOU)	d		1103			1110	1135		1203			1210	1235					1250
Millbrook (Hants) (MBK)	d					1113						1212						
Redbridge (RDB)	d					1116a						1216a						
Totton (TTN)	d						1141							1241				
Ashurst New Forest (ANF)	d						1145							1245				
Beaulieu Road (BEU)	d						1150							1250				
Brockenhurst (BCU)	3 a		1116				1156		1216					1256				
Brockenhurst (BCU)	3 d		1117	1129			1157	1159	1217	1229			1257		1259			
Lymington Town (LYT)	d			1137				1207		1237					1307			
Lymington Pier (LYP)	a			1139				1209		1239					1309			
Lymington Pier (LYP)	☰ d				1200							1300						
Yarmouth (I.O.W.) (YMH)	☰ a				1240							1340						
Sway (SWY)	d						1201							1301				
New Milton (NWM)	d		1124				1206		1224					1306				
Hinton Admiral (HNA)	d						1210							1310				
Christchurch (CHR)	d						1215							1315				
Pokesdown (POK)	d						1219							1319				
Bournemouth (BMH)	a		1134				1223		1234					1323				1326
Bournemouth (BMH)	d		1139				1224		1239					1324				
Branksome (BSM)	d		1144						1244									
Parkstone (Dorset) (PKS)	d		1147						1247									
Poole (POO)	4 a		1150				1233		1250					1333				
Poole (POO)	4 d		1151						1251									
Hamworthy (HAM)	d		1156						1256									
Holton Heath (HOL)	d																	
Wareham (WRM)	d		1203						1303									
Wool (WOO)	d		1210						1310									
Moreton (Dorset) (MTN)	d		1216						1316									
Dorchester South (DCH)	d		1224						1324									
Dorchester West (DCW)	d	1141																
Upwey (UPW)	d	1149	1231						1331									
Weymouth (WEY)	a	1154	1235						1335									

NOTES (see introductory pages for explanation of train operator codes and standard symbols)

- a Arrival time
- d Departure time
- u Stops to pick up only
- E To Salisbury, see table 156
- F From Bristol Temple Meads, see table 133
- G From Manchester Piccadilly, see table 050

London to Winchester, Fareham, Portsmouth, Southampton, Lymington, Yarmouth (IOW), Bournemouth and Weymouth

Sundays

Operator	GW	SW	SW	SW	SW	SW	SW	SW	SW	SW	SW	SW	SW	SW	SW	SW	SW	XC
Train ID	2089	1W31	1J31	1J31	2S33	1B31	1T31	1J33	1W35	1J35	1J35	2S37	1B35	1T35	1J37	1014		
Days of operation/Notes	H	□	□	☐	□	□	□	□	□	□	☐	□	□	□	□	□	□	□
1st Class/Reservations/Bus/Ferry																		
Catering facilities																		
London Waterloo (WAT)	15 d		1135				1154		1235					1254				
Clapham Junction (CLJ)	10 d		1145u				1203u		1242u					1303u				
Woking (WOK)	d		1207				1228		1307					1328				
Farnborough (Main) (FNB)	d																	
Fleet (FLE)	d																	
Reading (RDG)	7 d																	1352
Basingstoke (BSK)	d		1227				1248		1327					1347				1411
Micheldever (MIC)	d						1258							1357				
Winchester (WIN)	d		1244				1308		1344					1407				1427
Shawford (SHW)	d						1312							1411				
Romsey (ROM)	d					1235						1335						
Chandlers Ford (CFR)	d					1242						1342						
Eastleigh (ESL)	3 a					1248	1318					1348	1417					
Eastleigh (ESL)	3 d					1254	1322	1326				1354	1420	1426				
Hedge End (HDE)	d							1332						1432				
Botley (BOE)	d							1336						1436				
Fareham (FRM)	a							1343						1443				
Portchester (PTC)	a							1350						1450				
Cosham (CSA)	a							1354						1454				
Hilsea (HLS)	a							1400						1500				
Fratton (FTN)	a							1409						1509				
Portsmouth & Southsea (PMS)	a							1413						1513				
Portsmouth Harbour (PMH)	☐ a							1420						1520				
Southampton Airport Parkwy (SOA)	← d		1253			1258	1327		1353			1358	1425					1435
Swaythling (SWG)	d					1300						1400						
St Denys (SDN)	d					1303						1403						
Southampton Central (SOU)	a		1300			1308	1334		1400			1408	1432					1442
Southampton Central (SOU)	d		1303			1310	1335		1403			1410	1433					1450
Millbrook (Hants) (MBK)	d					1312						1412						
Redbridge (RDB)	d					1316a						1416a						
Totton (TTN)	d						1341							1439				
Ashurst New Forest (ANF)	d						1345							1443				
Beaulieu Road (BEU)	d						1350							1448				
Brockenhurst (BCU)	3 a		1316				1356		1416					1454				
Brockenhurst (BCU)	3 d		1317	1329			1357		1359	1417	1429			1455				1459
Lymington Town (LYT)	d			1337					1407		1437							1507
Lymington Pier (LYP)	a			1339					1409		1439							1509
Lymington Pier (LYP)	☐ d					1400						1500						
Yarmouth (I.O.W.) (YMH)	☐ a					1440						1540						
Sway (SWY)	d						1401							1459				
New Milton (NWM)	d		1324				1406		1424					1504				
Hinton Admiral (HNA)	d						1410							1508				
Christchurch (CHR)	d						1415							1513				
Pokesdown (POK)	d						1419							1517				
Bournemouth (BMH)	a		1334				1423		1434					1521				1525
Bournemouth (BMH)	d		1339				1424		1439					1522				
Branksome (BSM)	d		1344						1444									
Parkstone (Dorset) (PKS)	d		1347						1447									
Poole (POO)	4 a		1350				1433		1450					1531				
Poole (POO)	4 d		1351						1451									
Hamworthy (HAM)	d		1356						1456									
Holton Heath (HOL)	d																	
Wareham (WRM)	d		1403						1503									
Wool (WOO)	d		1410						1510									
Moreton (Dorset) (MTN)	d		1416						1516									
Dorchester South (DCH)	d		1424						1524									
Dorchester West (DCW)	d	1347																
Upwey (UPW)	d	1354	1431						1531									
Weymouth (WEY)	a	1359	1435						1535									

NOTES (see introductory pages for explanation of train operator codes and standard symbols)

- a Arrival time
- d Departure time
- u Stops to pick up only
- E To Salisbury, see table 156
- G From Manchester Piccadilly, see table 050
- H Runs from 2 April. From Swindon, see table 133

London to Winchester, Fareham, Portsmouth, Southampton, Lymington, Yarmouth (IOW), Bournemouth and Weymouth

Sundays

Operator Train ID Days of operation/Notes 1st Class/Reservations/Bus/Ferry Catering facilities	GW 2091 J	SW 1W39	SW 1J39	SW E	SW 2S41 E	SW 1B39	SW 1T39	SW 1J41	SW 1W43	SW 1J43	SW E	SW 2S45 E	SW 1B43	SW 1T43	SW 1J45	XC 1018 G
London Waterloo (WAT)	15 d	1335				1354			1435				1454			
Clapham Junction (CLJ)	10 d	1342u				1403u			1442u				1503u			
Woking (WOK)	d	1407				1428			1507				1528			
Farnborough (Main) (FNB)	d															
Fleet (FLE)	d															
Reading (RDG)	7 d															1552
Basingstoke (BSK)	d	1427				1447			1527				1547			1611
Micheldever (MIC)	d					1457							1558			
Winchester (WIN)	d	1444				1507			1544				1607			1627
Shawford (SHW)	d					1511							1612			
Romsey (ROM)	d				1435							1535				
Chandlers Ford (CFR)	d				1442							1542				
Eastleigh (ESL)	3 a				1448	1517						1548	1617			
Eastleigh (ESL)	3 d				1454	1520	1526					1554	1621	1626		
Hedge End (HDE)	d						1532							1632		
Botley (BOE)	d						1536							1636		
Fareham (FRM)	a						1543							1643		
Portchester (PTC)	a						1550							1650		
Cosham (CSA)	a						1554							1654		
Hilsea (HLS)	a						1600							1700		
Fratton (FTN)	a						1609							1709		
Portsmouth & Southsea (PMS)	a						1613							1713		
Portsmouth Harbour (PMH)	a						1620							1720		
Southampton Airport Parkwy (SOA)	d	1453			1458	1525			1553			1558	1625			1635
Swaythling (SWG)	d				1500							1600				
St Denys (SDN)	d				1503							1603				
Southampton Central (SOU)	a	1500			1508	1532			1600			1608	1632			1642
Southampton Central (SOU)	d	1503			1510	1533			1603			1610	1634			1650
Millbrook (Hants) (MBK)	d				1512							1612				
Redbridge (RDB)	d				1516a							1616a				
Totton (TTN)	d					1539								1639		
Ashurst New Forest (ANF)	d					1543								1644		
Beaulieu Road (BEU)	d					1548								1648		
Brockenhurst (BCU)	3 a	1516				1554			1616					1654		
Brockenhurst (BCU)	3 d	1517	1529			1555		1559	1617	1629			1655	1659		
Lymington Town (LYT)	d		1537					1607		1637				1707		
Lymington Pier (LYP)	a		1539					1609		1639				1709		
Lymington Pier (LYP)	d				1600							1700				
Yarmouth (I.O.W.) (YMH)	a				1640							1740				
Sway (SWY)	d					1559								1700		
New Milton (NWM)	d	1524				1604			1624					1705		
Hinton Admiral (HNA)	d					1608								1709		
Christchurch (CHR)	d					1613								1714		
Pokesdown (POK)	d					1617								1717		
Bournemouth (BMH)	a	1534				1621			1634					1721		1725
Bournemouth (BMH)	d	1539				1622			1639					1723		
Branksome (BSM)	d	1544							1644							
Parkstone (Dorset) (PKS)	d	1547							1647							
Poole (POO)	4 a	1550				1631			1650					1732		
Poole (POO)	4 d	1551							1651							
Hamworthy (HAM)	d	1556							1656							
Holton Heath (HOL)	d															
Wareham (WRM)	d	1603							1703							
Wool (WOO)	d	1610							1710							
Moreton (Dorset) (MTN)	d	1616							1716							
Dorchester South (DCH)	d	1624							1724							
Dorchester West (DCW)	d	1537														
Upwey (UPW)	d	1545	1631						1731							
Weymouth (WEY)	a	1551	1635						1735							

NOTES (see introductory pages for explanation of train operator codes and standard symbols)

- a Arrival time
- d Departure time
- u Stops to pick up only
- E To Salisbury, see table 156
- G From Manchester Piccadilly, see table 050
- J From Swindon, see table 133

London to Winchester, Fareham, Portsmouth, Southampton, Lymington, Yarmouth (IOW), Bournemouth and Weymouth

Sundays

Operator Train ID Days of operation/Notes 1st Class/Reservations/Bus/Ferry	SW	SW	SW	SW	SW	SW	SW	SW	SW	SW	SW	SW	SW	SW	SW	SW
	1W47	1J47		2S49 E	1T47	1B47	1T47	1J49	1W51	1J51		2S53 E	1T51	1B51	1T51	1J53
	□	□	☞	□	□	□	□	□	□	□	☞	□	□	□	□	□
London Waterloo (WAT) ☞	1535 d				1550	1605			1635				1650	1705		
Clapham Junction (CLJ) ☞	1542u d				1558u	1612u			1642u				1658u	1712u		
Woking (WOK)	d	1607			1621	1637			1707				1721	1737		
Farnborough (Main) (FNB)	d				1632								1732			
Fleet (FLE)	d															
Reading (RDG) ☞	d															
Basingstoke (BSK)	d	1627			1647	1657			1727				1747	1757		
Micheldever (MIC)	d				1657								1757			
Winchester (WIN)	d	1644			1707	1714			1744				1807	1814		
Shawford (SHW)	d				1712								1812			
Romsey (ROM)	d				1635							1735				
Chandlers Ford (CFR)	d				1642							1742				
Eastleigh (ESL) ☞	a				1648	1717	1722	☞				1748	1817	1822	☞	
Eastleigh (ESL) ☞	d				1654	1726	1723	1726				1754	1826	1823	1826	
Hedge End (HDE)	d					☞		1732				☞		1832		
Botley (BOE)	d							1736						1836		
Fareham (FRM)	a							1743						1843		
Portchester (PTC)	a							1750						1850		
Cosham (CSA)	a							1754						1854		
Hilsea (HLS)	a							1800						1900		
Fratton (FTN)	a							1809						1909		
Portsmouth & Southsea (PMS)	a							1813						1913		
Portsmouth Harbour (PMH) ☞	a							1820						1920		
Southampton Airport Parkwy (SOA) ☞	d	1653			1658		1727			1753			1758		1827	
Swaythling (SWG)	d				1700								1800			
St Denys (SDN)	d				1703								1803			
Southampton Central (SOU)	a	1700			1708		1734			1800			1808		1834	
Southampton Central (SOU)	d	1703			1710		1736			1803			1810		1836	
Millbrook (Hants) (MBK)	d				1712								1812			
Redbridge (RDB)	d				1716a								1816a			
Totton (TTN)	d						1741								1841	
Ashurst New Forest (ANF)	d						1746								1846	
Beaulieu Road (BEU)	d						1750								1850	
Brockenhurst (BCU) ☞	a	1716					1756			1816					1856	
Brockenhurst (BCU) ☞	d	1717	1729				1757		1759	1817	1829				1857	1859
Lymington Town (LYT)	d		1737						1807		1837					1907
Lymington Pier (LYP)	a		1739						1809		1839					1909
Lymington Pier (LYP) ☞	d			1800								1900				
Yarmouth (I.O.W.) (YMH) ☞	a			1840								1940				
Sway (SWY)	d						1801								1901	
New Milton (NWM)	d	1724					1806			1824					1906	
Hinton Admiral (HNA)	d						1810								1910	
Christchurch (CHR)	d						1815								1915	
Pokesdown (POK)	d						1819								1919	
Bournemouth (BMH)	a	1734					1823			1834					1923	
Bournemouth (BMH)	d	1739					1824			1839					1924	
Branksome (BSM)	d	1744								1844						
Parkstone (Dorset) (PKS)	d	1747								1847						
Poole (POO) ☞	a	1750					1833			1850					1933	
Poole (POO) ☞	d	1751								1851						
Hamworthy (HAM)	d	1756								1856						
Holton Heath (HOL)	d															
Wareham (WRM)	d	1803								1903						
Wool (WOO)	d	1810								1910						
Moreton (Dorset) (MTN)	d	1818								1916						
Dorchester South (DCH)	d	1826								1924						
Dorchester West (DCW)	d															
Upwey (UPW)	d	1832								1931						
Weymouth (WEY)	a	1837								1935						

NOTES (see introductory pages for explanation of train operator codes and standard symbols)

- a Arrival time
- d Departure time
- u Stops to pick up only
- E To Salisbury, see table 156

London to Winchester, Fareham, Portsmouth, Southampton, Lymington, Yarmouth (IOW), Bournemouth and Weymouth

Sundays

Operator	XC	GW	SW	SW	SW	SW	SW	SW	SW	SW	SW	SW	SW	SW	SW	SW	SW
Train ID	1022	2094	1W55	1J55	2S57	1T55	1B55	1T55	1J57	1W59	1J59	2S61	1T59	1B59	1T59		
Days of operation/Notes	G	F	□	□	☰	□	□	□	□	□	□	□	□	□	□	□	□
1st Class/Reservations/Bus/Ferry	□◇		□	□	☰	□	□	□	□	□	□	□	□	□	□	□	□
Catering facilities	☰																
London Waterloo (WAT)	15 d		1735				1750	1805				1835			1850	1905	
Clapham Junction (CLJ)	10 d		1742u				1758u	1812u				1842u			1858u	1912u	
Woking (WOK)	d		1807				1821	1837				1907			1921	1937	
Farnborough (Main) (FNB)	d						1832								1932		
Fleet (FLE)	d																
Reading (RDG)	7 d	1752															
Basingstoke (BSK)	d	1811	1827				1847	1857				1927			1947	1957	
Micheldever (MIC)	d						1857								1957		
Winchester (WIN)	d	1827	1844				1907	1914				1944			2007	2014	
Shawford (SHW)	d						1912								2012		
Romsey (ROM)	d						1835							1935			
Chandlers Ford (CFR)	d						1842							1942			
Eastleigh (ESL)	3 a						1848	1917	1922	←				1948	2017	2022	←
Eastleigh (ESL)	3 d						1854	1926	1923	1926				1954	2026	2023	2026
Hedge End (HDE)	d							→		1932					→		2032
Botley (BOE)	d									1936							2036
Fareham (FRM)	a									1943							2043
Portchester (PTC)	a									1949							2050
Cosham (CSA)	a									1954							2054
Hilsea (HLS)	a									2000							2100
Fratton (FTN)	a									2009							2109
Portsmouth & Southsea (PMS)	a									2013							2113
Portsmouth Harbour (PMH)	☰ a									2020							2120
Southampton Airport Parkwy (SOA)	← d	1835	1854				1858		1927			1954		1958		2027	
Swaythling (SWG)	d						1900							2000			
St Denys (SDN)	d						1903							2003			
Southampton Central (SOU)	a	1842	1901				1908		1934			2001		2008		2034	
Southampton Central (SOU)	d	1850	1905				1910		1936			2003		2010		2036	
Millbrook (Hants) (MBK)	d						1912							2012			
Redbridge (RDB)	d						1916a							2016a			
Totton (TTN)	d								1941								2041
Ashurst New Forest (ANF)	d								1946								2046
Beaulieu Road (BEU)	d								1950								2050
Brockenhurst (BCU)	3 a	1903	1918						1956			2016					2056
Brockenhurst (BCU)	3 d	1910	1919	1929					1957		1959	2017	2029			2057	
Lymington Town (LYT)	d			1937							2007		2037				
Lymington Pier (LYP)	a			1939							2009		2039				
Lymington Pier (LYP)	☰ d						2000										
Yarmouth (I.O.W.) (YMH)	☰ a						2040										
Sway (SWY)	d								2001								2101
New Milton (NWM)	d		1925						2006			2023					2106
Hinton Admiral (HNA)	d								2010								2110
Christchurch (CHR)	d								2015								2115
Pokesdown (POK)	d								2019								2119
Bournemouth (BMH)	a	1926	1936						2023			2034					2123
Bournemouth (BMH)	d		1940						2024			2039					2124
Branksome (BSM)	d		1945									2044					
Parkstone (Dorset) (PKS)	d		1948									2047					
Poole (POO)	4 a		1951						2033			2050				2133	
Poole (POO)	4 d		1952									2051					
Hamworthy (HAM)	d		1957									2056					
Holton Heath (HOL)	d																
Wareham (WRM)	d		2004									2103					
Wool (WOO)	d		2011									2110					
Moreton (Dorset) (MTN)	d		2017									2117					
Dorchester South (DCH)	d		2025									2125					
Dorchester West (DCW)	d		1951														
Upwey (UPW)	d		1958	2032								2132					
Weymouth (WEY)	a		2003	2036								2136					

NOTES (see introductory pages for explanation of train operator codes and standard symbols)

- a Arrival time
- d Departure time
- u Stops to pick up only
- E To Salisbury, see table 156
- F From Bristol Temple Meads, see table 133
- G From Manchester Piccadilly, see table 050

London to Winchester, Fareham, Portsmouth, Southampton, Lymington, Yarmouth (IOW), Bournemouth and Weymouth

Sundays

Operator	SW	XC	SW	SW	SW	SW	SW	SW	SW	SW	XC	GW	SW	SW	SW	SW	
Train ID	1J61	1026	1W63	1J63	2S65	1T63	1B63	1T63	1J65	1028	2096	1W67	2R69	1T67	1B67	1T67	
Days of operation/Notes	1	G	1	1	E	1	1	1	1	G	F	1	K	1	1	1	
1st Class/Reservations/Bus/Ferry	1	1	1	1	1	1	1	1	1	1	1	1	1	1	1	1	
Catering facilities	1	1	1	1	1	1	1	1	1	1	1	1	1	1	1	1	
London Waterloo (WAT)	15		1935			1950	2005					2035		2050	2105		
Clapham Junction (CLJ)	10		1942u			1958u	2012u					2042u		2058u	2112u		
Woking (WOK)	d		2007			2021	2037					2107		2121	2137		
Farnborough (Main) (FNB)	d					2032								2132			
Fleet (FLE)	d																
Reading (RDG)	7		1952								2052						
Basingstoke (BSK)	d		2011	2027		2047	2057				2111		2127		2147	2157	
Micheldever (MIC)	d					2057									2157		
Winchester (WIN)	d		2027	2044		2107	2114				2127		2144		2207	2214	
Shawford (SHW)	d					2112									2212		
Romsey (ROM)	d					2035								2135			
Chandlers Ford (CFR)	d					2042								2142			
Eastleigh (ESL)	3	a				2048	2118	2122	←					2148	2217	2222	←
Eastleigh (ESL)	3	d				2054	2126	2123	2126					2154	2226	2223	2226
Hedge End (HDE)	d						→		2132						→		2232
Botley (BOE)	d								2136								2236
Fareham (FRM)	a								2143								2243
Portchester (PTC)	a								2150								2250
Cosham (CSA)	a								2154								2254
Hilsea (HLS)	a								2200								2300
Fratton (FTN)	a								2209								2308
Portsmouth & Southsea (PMS)	a								2213								2312
Portsmouth Harbour (PMH)	⚓	a							2220								2316
Southampton Airport Parkwy (SOA)	←	d	2038c	2053		2058		2127			2135		2153	2158		2227	
Swaythling (SWG)	d					2100								2201			
St Denys (SDN)	d					2103								2204			
Southampton Central (SOU)	a		2045	2101		2108		2134			2142		2200	2209		2234	
Southampton Central (SOU)	d		2050	2103		2111		2136			2150		2203	2210		2236	
Millbrook (Hants) (MBK)	d					2113								2213			
Redbridge (RDB)	d					2117a								2216a			
Totton (TTN)	d							2141								2241	
Ashurst New Forest (ANF)	d							2146								2246	
Beaulieu Road (BEU)	d							2150									
Brockenhurst (BCU)	3	a		2116				2156					2216			2254	
Brockenhurst (BCU)	3	d	2059	2117	2129			2157			2159		2217			2257	
Lymington Town (LYT)	d	2107				2137					2207						
Lymington Pier (LYP)	a	2109				2139					2209						
Lymington Pier (LYP)	⚓	d															
Yarmouth (I.O.W.) (YMH)	⚓	a															
Sway (SWY)	d							2201								2301	
New Milton (NWM)	d			2124				2206				2224				2306	
Hinton Admiral (HNA)	d							2210								2310	
Christchurch (CHR)	d							2215								2315	
Pokesdown (POK)	d							2219								2319	
Bournemouth (BMH)	a		2126	2134				2223			2226		2234			2323	
Bournemouth (BMH)	d			2139				2224					2239			2324	
Branksome (BSM)	d			2144									2244				
Parkstone (Dorset) (PKS)	d			2147									2247				
Poole (POO)	4	a		2150				2233					2250			2333	
Poole (POO)	4	d		2151									2251				
Hamworthy (HAM)	d			2156									2256				
Holton Heath (HOL)	d																
Wareham (WRM)	d			2203									2303				
Wool (WOO)	d			2210									2310				
Moreton (Dorset) (MTN)	d			2216									2316				
Dorchester South (DCH)	d			2224									2324				
Dorchester West (DCW)	d											2254					
Upwey (UPW)	d			2231								2301	2331				
Weymouth (WEY)	a			2236								2306	2336				

NOTES (see introductory pages for explanation of train operator codes and standard symbols)

- a Arrival time
- d Departure time
- u Stops to pick up only
- c Arrives 4 minutes earlier
- E To Salisbury, see table 156
- F From Bristol Temple Meads, see table 133
- G From Manchester Piccadilly, see table 050
- K To Romsey, see table 156

London to Winchester, Fareham, Portsmouth, Southampton, Lymington, Yarmouth (IOW), Bournemouth and Weymouth

Sundays

Operator	XC	SW	SW	SW	SW	SW	SW	SW	SW	SW	SW
Train ID	1030	1W71	2S73	1T71	1B71	1T71	1T75	1B75	1T75	1B81	MM A
Days of operation/Notes	G	□	E	□	□	□	□	□	□	□	□
1st Class/Reservations/Bus/Ferry	□◇	□	□	□	□	□	□	□	□	□	□
Catering facilities	⚡	□	□	□	□	□	□	□	□	□	□
London Waterloo (WAT)	15 d		2135		2150	2205		2250	2305		0010
Clapham Junction (CLJ)	10 d		2142u		2158u	2212u		2258u	2312u		0017u
Woking (WOK)	d		2207		2221	2237		2321	2337		0042
Farnborough (Main) (FNB)	d				2232			2332			
Fleet (FLE)	d										
Reading (RDG)	7 d	2152									
Basingstoke (BSK)	d	2210	2227		2247	2257		2347	2357		0101
Micheldever (MIC)	d				2257			2357			
Winchester (WIN)	d	2225	2244		2307	2314		0007	0014		0118
Shawford (SHW)	d				2312			0012			
Romsey (ROM)	d			2235							
Chandlers Ford (CFR)	d			2242							
Eastleigh (ESL)	3 a			2248	2317	2322	←	0017	0023	←	0126
Eastleigh (ESL)	3 d			2254	2326	2323	2326	0030	0024	0030	0127
Hedge End (HDE)	d				←		2332	←		0036s	
Botley (BOE)	d						2336			0039s	
Fareham (FRM)	a						2343			0047s	
Portchester (PTC)	a						2350			0053s	
Cosham (CSA)	a						2354			0057s	
Hilsea (HLS)	a						0002				
Fratton (FTN)	a						0007			0105s	
Portsmouth & Southsea (PMS)	a						0010			0108s	
Portsmouth Harbour (PMH)	⚓ a						0014			0112	
Southampton Airport Parkwy (SOA)	← d	2235	2253	2258		2327			0028		0132
Swaythling (SWG)	d			2300							
St Denys (SDN)	d			2303					0032s		
Southampton Central (SOU)	a	2242	2300	2308		2334			0037		0140
Southampton Central (SOU)	d		2303	2310		2336			0040		
Millbrook (Hants) (MBK)	d			2312							
Redbridge (RDB)	d			2316a							
Totton (TTN)	d					2341			0045s		
Ashurst New Forest (ANF)	d					2346					
Beaulieu Road (BEU)	d										
Brockenhurst (BCU)	3 a		2316			2354			0056s		
Brockenhurst (BCU)	3 d		2317			2355					
Lymington Town (LYT)	d										
Lymington Pier (LYP)	a										
Lymington Pier (LYP)	⚓ d										
Yarmouth (I.O.W.) (YMH)	⚓ a										
Sway (SWY)	d					2359					
New Milton (NWM)	d		2324			0004			0104s		
Hinton Admiral (HNA)	d					0008					
Christchurch (CHR)	d					0013			0111s		
Pokesdown (POK)	d					0017			0115s		
Bournemouth (BMH)	a		2334			0021			0119		
Bournemouth (BMH)	d		2339			0022			0120		
Branksome (BSM)	d		2344			0027			0125s		
Parkstone (Dorset) (PKS)	d		2347			0030			0128s		
Poole (POO)	4 a		2350			0034			0132		
Poole (POO)	4 d		2351								
Hamworthy (HAM)	d		2356								
Holton Heath (HOL)	d										
Wareham (WRM)	d		0003								
Wool (WOO)	d		0010								
Moreton (Dorset) (MTN)	d		0016								
Dorchester South (DCH)	d		0024								
Dorchester West (DCW)	d										
Upwey (UPW)	d		0030								
Weymouth (WEY)	a		0035								

NOTES (see introductory pages for explanation of train operator codes and standard symbols)

- a Arrival time
- d Departure time
- s Stops to set down only
- u Stops to pick up only
- A Also calls at Wimbledon 0023
- E To Salisbury, see table 156
- G From Manchester Piccadilly, see table 050
- MM Monday mornings

Weymouth, Bournemouth, Yarmouth (IOW), Lymington, Southampton, Portsmouth and Fareham to Winchester and London

Mondays to Fridays

Operator	SW	XC	SW	SW	GW	SW	SW	SW	SW	SW	SW	SW	SW	SW	XC	SW	
Train ID	2B12	1M18	2T14	1B14	2V69	2B16	2R18	1B90	1T18	2R18	2B88	1J02	1B18	1T20	1M26	1J04	
Days of operation/Notes	1	1◇	1	1	C	1	D	1	1	D	E	1	1	1	1◇	1	
1st Class/Reservations/Bus/Ferry	1	1◇	1	1											1◇	1	
Catering facilities															1	1	
Weymouth (WEY)	d				0526												
Upwey (UPW)	d				0531												
Dorchester West (DCW)	a				0538												
Dorchester South (DCH)	d																
Moreton (Dorset) (MTN)	d																
Wool (WOO)	d																
Wareham (WRM)	d																
Holton Heath (HOL)	d																
Hamworthy (HAM)	d																
Poole (POO)	4 a																
Poole (POO)	4 d			0500		0523		0540					0555				
Parkstone (Dorset) (PKS)	d			0504		0527		0544					0559				
Branksome (BSM)	d			0507		0530		0547					0602				
Bournemouth (BMH)	a			0512		0535		0553					0607				
Bournemouth (BMH)	d			0515		0537		0555					0611		0630		
Pokesdown (POK)	d			0519		0541							0615				
Christchurch (CHR)	d			0523		0545							0619				
Hinton Admiral (HNA)	d					0550							0624				
New Milton (NWM)	d			0530		0554							0628				
Sway (SWY)	d					0559							0633				
Yarmouth (I.O.W.) (YMH)	1 a																
Lymington Pier (LYP)	1 a																
Lymington Pier (LYP)	d											0614				0644	
Lymington Town (LYT)	d											0616				0646	
Brockenhurst (BCU)	3 a			0536		0604		0610				0625	0638			0655	
Brockenhurst (BCU)	3 d			0537				0611					0640				
Beaulieu Road (BEU)	d																
Ashurst New Forest (ANF)	d												0648				
Totton (TTN)	d			0548				0622					0653				
Redbridge (RDB)	d							0612									
Millbrook (Hants) (MBK)	d							0615									
Southampton Central (SOU)	a			0554				0618	0628		←		0658		0702		
Southampton Central (SOU)	d	0452	0515		0555		0633	0630		0633	0643		0700		0715		
St Denys (SDN)	d	0457					→			0639	0649						
Swaythling (SWG)	d	0500								0642	0652						
Southampton Airport Parkway (SOA)	← a	0503	0523		0603			0638		0645	0655		0708		0723		
Portsmouth Harbour (PMH)	1 a			0500											0621		
Portsmouth & Southsea (PMS)	d			0505											0626		
Fratton (FTN)	d			0509						0559					0631		
Hilsea (HLS)	d			0513						0603					0635		
Cosham (CSA)	d			0519						0608					0641		
Portchester (PTC)	d			0523						0613					0646		
Fareham (FRM)	d			0529						0620					0653		
Botley (BOE)	d			0537						0629					0701		
Hedge End (HDE)	d			0541						0634					0705		
Eastleigh (ESL)	3 a	0506		0547	0607					0642	0649	0659			0712		
Eastleigh (ESL)	3 d	0507		0549	0608					0643	0650	0659			0713		
Chandlers Ford (CFR)	d										0655						
Romsey (ROM)	a										0703						
Shawford (SHW)	d	0513		0555						0649		0705					
Winchester (WIN)	d	0519	0531	0601	0618			0648		0655		0711		0718	0722	0731	
Micheldever (MIC)	d	0527		0610						0703					0731		
Basingstoke (BSK)	a	0538	0546	0621	0635			0704	0713		0727		0734	0741	0746		
Reading (RDG)	7 a		0605												0809		
Fleet (FLE)	a	0550		0639								0749					
Farnborough (Main) (FNB)	a	0556		0645								0755					
Woking (WOK)	a	0605		0657	0655				0732		0808			0805			
Clapham Junction (CLJ)	10 a	0625		0716													
London Waterloo (WAT)	15 a	0634		0731	0727			0749	0801		0838		0819	0836			

NOTES (see introductory pages for explanation of train operator codes and standard symbols)

- a Arrival time
- d Departure time
- A To Manchester Piccadilly, see table 050
- B Also calls at Hook 0630, Winchfield 0634 and Brookwood 0652
- C To Filton Abbey Wood, see table 133
- D From Salisbury, see table 156
- E Also calls at Hook 0740, Winchfield 0744 and Brookwood 0802

Weymouth, Bournemouth, Yarmouth (IOW), Lymington, Southampton, Portsmouth and Fareham to Winchester and London

Mondays to Fridays

Operator Train ID Days of operation/Notes 1st Class/Reservations/Bus/Ferry Catering facilities	SW	SW	SW	SW	SW	SW	SW	SW	SW	SW	GW	SW	XC	SW	SW	SW	SW
	1B94	1W90	1T22	2R22 D	2B24 F		1J06	1B22	1W92	2V54 G	2T24	1M30 A	1J08	1B24	1W94	1T26	2R26 D
Weymouth (WEY)	d	0555							0625	0642					0655		
Upwey (UPW)	d	0559							0629	0647					0659		
Dorchester West (DCW)	a									0654							
Dorchester South (DCH)	d	0607							0637						0707		
Moreton (Dorset) (MTN)	d	0614							0644						0714		
Wool (WOO)	d	0620							0650						0720		
Wareham (WRM)	d	0627							0657						0727		
Holton Heath (HOL)	d	0631													0731		
Hamworthy (HAM)	d	0636							0704						0736		
Poole (POO)	4 a	0640							0708						0740		
Poole (POO)	4 d	0641						0650	0711					0720	0741		
Parkstone (Dorset) (PKS)	d	0645						0654	0715					0724	0745		
Branksome (BSM)	d	0649						0657	0719					0727	0749		
Bournemouth (BMH)	a	0654						0702	0724					0732	0754		
Bournemouth (BMH)	d	0634	0656					0704	0726			0730		0734	0756		
Pokesdown (POK)	d	0638						0708						0738			
Christchurch (CHR)	d	0642						0712						0742			
Hinton Admiral (HNA)	d	0647						0717						0747			
New Milton (NWM)	d	0651						0721						0751			
Sway (SWY)	d	0656						0726						0756			
Yarmouth (I.O.W.) (YMH)	⚓ d					0620											
Lymington Pier (LYP)	⚓ a					0700											
Lymington Pier (LYP)	d						0714						0744				
Lymington Town (LYT)	d						0716						0746				
Brockenhurst (BCU)	3 a	0701						0725	0731				0755	0801	0810		
Brockenhurst (BCU)	3 d	0703							0733					0802	0811		
Beaulieu Road (BEU)	d													0807			
Ashurst New Forest (ANF)	d	0711							0741					0811			
Totton (TTN)	d	0716							0746					0816			
Redbridge (RDB)	d			0724													0824
Millbrook (Hants) (MBK)	d			0727													0828
Southampton Central (SOU)	a	0721	0725	0731				0752	0756			0802		0822	0826		0831
Southampton Central (SOU)	d	0730		0735	0738			0800				0815		0830			0835
St Denys (SDN)	d			0740	0743												0840
Swaythling (SWG)	d			0743	0746												0843
Southampton Airport Parkway (SOA)	← d	0738		0746	0750			0808				0823		0838			0846
Portsmouth Harbour (PMH)	⚓ d		0650								0724						0754
Portsmouth & Southsea (PMS)	d		0655								0729						0758
Fratton (FTN)	d		0659								0733						0802
Hilsea (HLS)	d		0703								0737						0806
Cosham (CSA)	d		0709								0742						0812
Portchester (PTC)	d		0713								0747						0816
Fareham (FRM)	d		0720								0753						0822
Botley (BOE)	d		0728								0801						0831
Hedge End (HDE)	d		0733								0805						0835
Eastleigh (ESL)	3 a		0741	0749	0753						0812						0842
Eastleigh (ESL)	3 d		0743	0750	0755						0812						0843
Chandlers Ford (CFR)	d			0755													0855
Romsey (ROM)	a			0803													0903
Shawford (SHW)	d		0749		0801						0818						0850
Winchester (WIN)	d	0748	0755		0807			0818			0823a	0831		0848			0856
Micheldever (MIC)	d		0803														0904
Basingstoke (BSK)	a		0814		0823			0834					0846				0914
Reading (RDG)	7 a												0907				
Fleet (FLE)	a		0826		0842												0926
Farnborough (Main) (FNB)	a		0832		0847												0932
Woking (WOK)	a		0842		0903			0853						0922			0942
Clapham Junction (CLJ)	10 a							0915						0942			
London Waterloo (WAT)	15 a	0848	0909		0938			0926						0953	1009		

NOTES (see introductory pages for explanation of train operator codes and standard symbols)

- a Arrival time
- d Departure time
- A To Manchester Piccadilly, see table 050
- D From Salisbury, see table 156
- F Also calls at Hook 0832, Winchfield 0836, Brookwood 0857 and Surbiton 0916
- G To Bristol Parkway, see table 133

Weymouth, Bournemouth, Yarmouth (IOW), Lymington, Southampton, Portsmouth and Fareham to Winchester and London

Mondays to Fridays

Operator	SW	SW	SW	SW	SW	SN	SW	SW	SW	SW	SW	SW	SW	SW	SW	SW	SW	SW	
Train ID	1J10	2B28	1B26	2B28	1Y55	1W06	1J12	1W06	1W96	1T30	2R30	1J14	2B32	2W52	1W52				
Days of operation/Notes	1	1	1	1	H	1	1	1	1	1	D	1	1	1	1				
1st Class/Reservations/Bus/Ferry	☒	☐	☐	☐	☐	☐	☐	☐	☐	☐	☐	☐	☐	☐	☐				
Weymouth (WEY)	d							0725										0820	
Upwey (UPW)	d							0729										0824	
Dorchester West (DCW)	a																		
Dorchester South (DCH)	d							0737										0833	
Moreton (Dorset) (MTN)	d							0744										0839	
Wool (WOO)	d							0750										0845	
Wareham (WRM)	d							0757										0853	
Holton Heath (HOL)	d							0801										0856	
Hamworthy (HAM)	d							0806										0901	
Poole (POO)	4 a							0810										0906	
Poole (POO)	4 d				0805			0811						0850	0900	0907			
Parkstone (Dorset) (PKS)	d				0809			0815							0904				
Branksome (BSM)	d				0812			0819							0908				
Bournemouth (BMH)	a				0818			0825						0859	0913	0917			
Bournemouth (BMH)	d			0802	0822			0827						0902	0922				
Pokesdown (POK)	d			0806	0826			0831						0906	0926				
Christchurch (CHR)	d			0810	0830			0835						0910	0930				
Hinton Admiral (HNA)	d			0815				0840						0915					
New Milton (NWM)	d			0819	0837			0844						0919	0937				
Sway (SWY)	d			0824				0849						0924					
Yarmouth (I.O.W.) (YMH)	d	0715						0800											
Lymington Pier (LYP)	a	0755						0840											
Lymington Pier (LYP)	d		0814								0844			0914					
Lymington Town (LYT)	d		0816								0846			0916					
Brockenhurst (BCU)	3 a		0825	0829	0843			0854			0855			0910	0929	0943			
Brockenhurst (BCU)	3 d			0830	0844			0855						0911	0930	0944			
Beaulieu Road (BEU)	d			0835															
Ashurst New Forest (ANF)	d			0839				0902							0939				
Totton (TTN)	d			0844				0907			0907				0944				
Redbridge (RDB)	d													0924					
Millbrook (Hants) (MBK)	d													0927					
Southampton Central (SOU)	a			0854	0858						0918	0926		0930	0953	0958			
Southampton Central (SOU)	d			0856	0900						0930			0935	0955	1000			
St Denys (SDN)	d													0940					
Swaythling (SWG)	d													0943					
Southampton Airport Parkway (SOA)	←			0904	0908			0934						0938	0946	1003	1008		
Portsmouth Harbour (PMH)	d													0859					
Portsmouth & Southsea (PMS)	d													0904					
Fratton (FTN)	d													0908					
Hilsea (HLS)	d													0912					
Cosham (CSA)	d													0917					
Portchester (PTC)	d													0922					
Fareham (FRM)	d													0928					
Botley (BOE)	d													0935					
Hedge End (HDE)	d													0940					
Eastleigh (ESL)	3 a			0907		←	0938							0946	0950	1006			
Eastleigh (ESL)	3 d			0914		←	0914							0947	0950	1014			
Chandlers Ford (CFR)	d													0955					
Romsey (ROM)	a													1003					
Shawford (SHW)	d																		
Winchester (WIN)	d				0918	0924a								0948	0956			1018	
Micheldever (MIC)	d														1006				
Basingstoke (BSK)	a				0936										1016			1034	
Reading (RDG)	7 a																		
Fleet (FLE)	a														1027				
Farnborough (Main) (FNB)	a														1033				
Woking (WOK)	a														1021	1043			
Clapham Junction (CLJ)	10 a				1015													1111	
London Waterloo (WAT)	← 15 a				1024										1049	1109		1120	

NOTES (see introductory pages for explanation of train operator codes and standard symbols)

- a Arrival time
- d Departure time
- D From Salisbury, see table 156
- H To Brighton, see table 178

Weymouth, Bournemouth, Yarmouth (IOW), Lymington, Southampton, Portsmouth and Fareham to Winchester and London

Mondays to Fridays

Operator	SW 2B32	GW 2V60	SW 1J16	XC 1M38	SW 1W08	SW 1T34	SW 2R34	SW 2B36	SW	SW 1J18	SW 2W54	SW 1W54	SW 2B36	SN 1Y59	SW	SW 1J20	SW 1W12
Train ID		J		A			D							H			
Days of operation/Notes				◇													
1st Class/Reservations/Bus/Ferry				⚡													
Catering facilities				⚡													
Weymouth (WEY)	d	0850			0903							0920					1003
Upwey (UPW)	d	0855										0924					
Dorchester West (DCW)	a	0902															
Dorchester South (DCH)	d				0913							0933					1013
Moreton (Dorset) (MTN)	d											0939					
Wool (WOO)	d											0945					
Wareham (WRM)	d				0928							0953					1028
Holton Heath (HOL)	d											0956					
Hamworthy (HAM)	d				0935							1001					1035
Poole (POO)	4 a				0939							1006					1039
Poole (POO)	4 d				0940						1000	1007					1040
Parkstone (Dorset) (PKS)	d				0944						1004						1044
Branksome (BSM)	d				0948						1008						1048
Bournemouth (BMH)	a				0954						1013	1017					1054
Bournemouth (BMH)	d			0945	0959			1002			1022						1059
Pokesdown (POK)	d							1006			1026						
Christchurch (CHR)	d							1010			1030						
Hinton Admiral (HNA)	d							1015									
New Milton (NWM)	d							1019			1037						
Sway (SWY)	d							1024									
Yarmouth (I.O.W.) (YMH)	⚓ d								0905						1005		
Lymington Pier (LYP)	⚓ a								0945						1045		
Lymington Pier (LYP)	d		0944							1027						1057	
Lymington Town (LYT)	d		0946							1029						1059	
Brockenhurst (BCU)	3 a		0955	0959	1013			1029		1038	1043					1108	1113
Brockenhurst (BCU)	3 d			1000	1014			1030			1044						1114
Beaulieu Road (BEU)	d							1035									
Ashurst New Forest (ANF)	d							1039									
Totton (TTN)	d							1044									
Redbridge (RDB)	d							1027									
Millbrook (Hants) (MBK)	d							1031									
Southampton Central (SOU)	a			1013	1028			1034	1053		1058						1128
Southampton Central (SOU)	d			1015	1030			1035	1055		1100			1126			1130
St Denys (SDN)	d							1040									
Swaythling (SWG)	d							1043									
Southampton Airport Parkwy (SOA)	⚡ d			1023	1038			1046	1103		1108			1134			1138
Portsmouth Harbour (PMH)	⚓ d						0959										
Portsmouth & Southsea (PMS)	d						1004										
Fratton (FTN)	d						1008										
Hilsea (HLS)	d						1012										
Cosham (CSA)	d						1017										
Portchester (PTC)	d						1022										
Fareham (FRM)	d						1028										
Botley (BOE)	d						1035										
Hedge End (HDE)	d						1040										
Eastleigh (ESL)	3 a						1046	1050	1106					1137			
Eastleigh (ESL)	3 d	1014					1047	1050	1114				1114				
Chandlers Ford (CFR)	d						1055										
Romsey (ROM)	a						1103										
Shawford (SHW)	d	1019												1119			
Winchester (WIN)	d	1025a		1031	1048	1057					1118		1119	1124a			1148
Micheldever (MIC)	d					1105											
Basingstoke (BSK)	a			1047		1115					1134						
Reading (RDG)	7 a			1106													
Fleet (FLE)	a					1127											
Farnborough (Main) (FNB)	a					1133											
Woking (WOK)	a				1120	1143											1220
Clapham Junction (CLJ)	10 a										1211						
London Waterloo (WAT)	⚡ 15 a				1149	1208					1220						1249

NOTES (see introductory pages for explanation of train operator codes and standard symbols)

- a Arrival time
- d Departure time
- A To Manchester Piccadilly, see table 050
- D From Salisbury, see table 156
- H To Brighton, see table 178
- J To Gloucester, see table 133

Weymouth, Bournemouth, Yarmouth (IOW), Lymington, Southampton, Portsmouth and Fareham to Winchester and London

Mondays to Fridays

Operator	SW	SW	SW	SW	SW	SW	SW	XC	SW	SW	SW	GW	SW	SW	SW	SW	
Train ID	1T38	2R38	2B40	1J22	2W56	1W56	2B40	1M46	1J24	1W16	2V64	1T42	2R42	2B44	1J26		
Days of operation/Notes	D	D	D	D	D	D	D	A	D	D	J	D	D	D	D		
1st Class/Reservations/Bus/Ferry	1	1	1	1	1	1	1	1	1	1	1	1	1	1	1	1	1
Catering facilities																	
Weymouth (WEY)	d					1020						1103	1111				
Upwey (UPW)	d					1024							1116				
Dorchester West (DCW)	a												1123				
Dorchester South (DCH)	d					1033						1113					
Moreton (Dorset) (MTN)	d					1039											
Wool (WOO)	d					1045											
Wareham (WRM)	d					1053						1128					
Holton Heath (HOL)	d					1056											
Hamworthy (HAM)	d					1101							1135				
Poole (POO)	4 a					1106							1139				
Poole (POO)	4 d					1100	1107						1140				
Parkstone (Dorset) (PKS)	d					1104							1144				
Branksome (BSM)	d					1108							1148				
Bournemouth (BMH)	a					1113	1117						1154				
Bournemouth (BMH)	d					1102											1202
Pokesdown (POK)	d					1106											1206
Christchurch (CHR)	d					1110											1210
Hinton Admiral (HNA)	d					1115											1215
New Milton (NWM)	d					1119											1219
Sway (SWY)	d					1124											1224
Yarmouth (I.O.W.) (YMH)	1												1105				
Lymington Pier (LYP)	a												1145				
Lymington Pier (LYP)	d					1127							1157				1227
Lymington Town (LYT)	d					1129							1159				1229
Brockenhurst (BCU)	3 a					1129	1138	1143					1208				1238
Brockenhurst (BCU)	3 d					1130		1144					1214				1230
Beaulieu Road (BEU)	d																1235
Ashurst New Forest (ANF)	d																1239
Totton (TTN)	d					1144											1244
Redbridge (RDB)	d					1127											1227
Millbrook (Hants) (MBK)	d					1131											1231
Southampton Central (SOU)	a					1134	1152										1234
								1158									1252
Southampton Central (SOU)	d					1135	1155										1235
St Denys (SDN)	d					1140											1240
Swaythling (SWG)	d					1143											1243
Southampton Airport Parkway (SOA)	4 a					1146	1203										1246
								1208									1303
Portsmouth Harbour (PMH)	1	1059															1159
Portsmouth & Southsea (PMS)	d	1104															1204
Fratton (FTN)	d	1108															1208
Hilsea (HLS)	d	1112															1212
Cosham (CSA)	d	1117															1217
Portchester (PTC)	d	1122															1222
Fareham (FRM)	d	1128															1229
Botley (BOE)	d	1135															1235
Hedge End (HDE)	d	1140															1241
Eastleigh (ESL)	3 a	1148	1150	1206													1247
Eastleigh (ESL)	3 d	1148	1150	1212													1247
Chandlers Ford (CFR)	d																1250
Romsey (ROM)	a																1255
																	1303
Shawford (SHW)	d																1217
Winchester (WIN)	d	1157															1222a
Micheldever (MIC)	d	1205															1231
Basingstoke (BSK)	a	1216															1248
Reading (RDG)	7 a																1246
																	1305
Fleet (FLE)	a	1227															1305
Farnborough (Main) (FNB)	a	1233															1305
Woking (WOK)	a	1243															1305
Clapham Junction (CLJ)	10 a																1315
London Waterloo (WAT)	15 a	1309															1315

NOTES (see introductory pages for explanation of train operator codes and standard symbols)

- a Arrival time
- d Departure time
- A To Manchester Piccadilly, see table 050
- D From Salisbury, see table 156
- J To Gloucester, see table 133

Weymouth, Bournemouth, Yarmouth (IOW), Lymington, Southampton, Portsmouth and Fareham to Winchester and London

Mondays to Fridays

Operator Train ID Days of operation/Notes 1st Class/Reservations/Bus/Ferry Catering facilities	SW	SW	SW	SW	SW	SW	SW	SW	SW	SW	SW	SW	SW	SW	XC	SW	SW	SW
	2W58	1W58	2B44		1J28	1W18	1T46	2R46 D	2B48	1J30	2W60	1W60	2B48	1M54 A		1J32	1W20	
Weymouth (WEY)	d	1120				1203												1303
Upwey (UPW)	d	1124																1224
Dorchester West (DCW)	a																	
Dorchester South (DCH)	d	1133				1213												1313
Moreton (Dorset) (MTN)	d	1139																1239
Wool (WOO)	d	1145																1245
Wareham (WRM)	d	1153				1228												1253
Holton Heath (HOL)	d	1156																1256
Hamworthy (HAM)	d	1201				1235												1301
Poole (POO)	4 a	1206				1239												1306
Poole (POO)	4 d	1200	1207			1240						1300	1307					1340
Parkstone (Dorset) (PKS)	d	1204				1244						1304						1344
Branksome (BSM)	d	1208				1248						1308						1348
Bournemouth (BMH)	a	1213	1217			1254						1313	1317					1354
Bournemouth (BMH)	d	1222				1259					1302	1322		1345				1359
Pokesdown (POK)	d	1226									1306	1326						
Christchurch (CHR)	d	1230									1310	1330						
Hinton Admiral (HNA)	d										1315							
New Milton (NWM)	d	1237									1319	1337						
Sway (SWY)	d										1324							
Yarmouth (I.O.W.) (YMH)	⚓ d				1205											1305		
Lymington Pier (LYP)	⚓ a				1245											1345		
Lymington Pier (LYP)	d					1257					1327							1357
Lymington Town (LYT)	d					1259					1329							1359
Brockenhurst (BCU)	3 a	1243				1313					1329	1338	1343					1413
Brockenhurst (BCU)	3 d	1244				1314					1330		1344					1414
Beaulieu Road (BEU)	d																	
Ashurst New Forest (ANF)	d										1339							
Totton (TTN)	d										1344							
Redbridge (RDB)	d										1327							
Millbrook (Hants) (MBK)	d										1331							
Southampton Central (SOU)	a	1258				1328					1334	1351	1400		1413			1428
Southampton Central (SOU)	d	1300				1330					1335	1355	1402		1415			1430
St Denys (SDN)	d										1340							
Swaythling (SWG)	d										1343							
Southampton Airport Parkway (SOA)	← d	1308				1338					1346	1403	1410		1423			1438
Portsmouth Harbour (PMH)	⚓ d										1259							
Portsmouth & Southsea (PMS)	d										1304							
Fratton (FTN)	d										1308							
Hilsea (HLS)	d										1312							
Cosham (CSA)	d										1317							
Portchester (PTC)	d										1322							
Fareham (FRM)	d										1328							
Botley (BOE)	d										1335							
Hedge End (HDE)	d										1340							
Eastleigh (ESL)	3 a										1346	1350	1406					
Eastleigh (ESL)	3 d		1314								1347	1350	1414		1414			
Chandlers Ford (CFR)	d										1355							
Romsey (ROM)	a										1403							
Shawford (SHW)	d		1319												1419			
Winchester (WIN)	d	1318	1324a			1348	1356						1419	1425a	1431			1448
Micheldever (MIC)	d						1405											
Basingstoke (BSK)	a	1334					1415						1435		1446			
Reading (RDG)	7 a														1505			
Fleet (FLE)	a						1427											
Farnborough (Main) (FNB)	a						1433											
Woking (WOK)	a					1420	1443											1520
Clapham Junction (CLJ)	10 a	1411											1511					
London Waterloo (WAT)	⌚ 15 a	1420				1449	1510						1520					1549

NOTES (see introductory pages for explanation of train operator codes and standard symbols)

- a Arrival time
- d Departure time
- A To Manchester Piccadilly, see table 050
- D From Salisbury, see table 156

Weymouth, Bournemouth, Yarmouth (IOW), Lymington, Southampton, Portsmouth and Fareham to Winchester and London

Mondays to Fridays

Operator	GW	SW	SW	SW	SW	SW	SW	SW	SW	SW	SW	SW	SW	SW	SW	SW	SW	SW
Train ID	2V68	1T50	2R50	2B52	1J34	2W62	1W62	2B52	SW	1J36	1W22	1T54	2R54	2B56	1J38	2W64	1W64	
Days of operation/Notes 1st Class/Reservations/Bus/Ferry	J	□	□	□	□	□	□	□	☞	□	□	□	□	□	□	□	□	
Weymouth (WEY)	d	1311						1320										1420
Upwey (UPW)	d	1316						1324										1424
Dorchester West (DCW)	a	1323																
Dorchester South (DCH)	d							1333						1413				1433
Moreton (Dorset) (MTN)	d							1339										1439
Wool (WOO)	d							1345										1445
Wareham (WRM)	d							1353						1428				1453
Holton Heath (HOL)	d							1356										1456
Hamworthy (HAM)	d							1401						1435				1501
Poole (POO)	4 a							1406						1439				1506
Poole (POO)	4 d							1400	1407					1440				1500
Parkstone (Dorset) (PKS)	d							1404						1444				1504
Branksome (BSM)	d							1408						1448				1508
Bournemouth (BMH)	a							1413	1417					1454				1513
Bournemouth (BMH)	d							1402						1459				1522
Pokesdown (POK)	d							1406										1526
Christchurch (CHR)	d							1410										1530
Hinton Admiral (HNA)	d							1415										1515
New Milton (NWM)	d							1419										1519
Sway (SWY)	d							1424										1524
Yarmouth (I.O.W.) (YMH)	d													1405				
Lymington Pier (LYP)	a													1445				
Lymington Pier (LYP)	d							1427						1457				1527
Lymington Town (LYT)	d							1429						1459				1529
Brockenhurst (BCU)	3 a							1429	1438					1508	1513			1529
Brockenhurst (BCU)	3 d							1430						1514				1538
Beaulieu Road (BEU)	d							1435										1543
Ashurst New Forest (ANF)	d							1439										1544
Totton (TTN)	d							1444										1539
Redbridge (RDB)	d																	1544
Millbrook (Hants) (MBK)	d							1427										1527
Southampton Central (SOU)	a							1431										1531
Southampton Central (SOU)	d							1433	1451					1528	1534	1551		1558
Southampton Central (SOU)	d							1435	1455					1530	1535	1555		1600
St Denys (SDN)	d							1440										1540
Swaythling (SWG)	d							1443										1543
Southampton Airport Parkway (SOA)	d							1446	1503					1538	1546	1603		1608
Portsmouth Harbour (PMH)	d							1359										1459
Portsmouth & Southsea (PMS)	d							1404										1504
Fratton (FTN)	d							1408										1508
Hilsea (HLS)	d							1412										1512
Cosham (CSA)	d							1417										1517
Portchester (PTC)	d							1422										1522
Fareham (FRM)	d							1428										1528
Botley (BOE)	d							1435										1535
Hedge End (HDE)	d							1440										1540
Eastleigh (ESL)	3 a							1446	1450	1509								1546
Eastleigh (ESL)	3 d							1447	1450	1511								1550
Chandlers Ford (CFR)	d							1455										1555
Romsey (ROM)	a							1503										1603
Shawford (SHW)	d																	1516
Winchester (WIN)	d																	1521a
Micheldever (MIC)	d							1457						1548	1556			1618
Basingstoke (BSK)	a							1505										1604
Basingstoke (BSK)	a							1515										1614
Reading (RDG)	7 a																	1614
Fleet (FLE)	a																	1626
Farnborough (Main) (FNB)	a																	1631
Woking (WOK)	a																	1641
Clapham Junction (CLJ)	10 a																	1620
Clapham Junction (CLJ)	10 a																	1641
London Waterloo (WAT)	15 a																	1712
London Waterloo (WAT)	15 a																	1724

NOTES (see introductory pages for explanation of train operator codes and standard symbols)

- a Arrival time
- d Departure time
- D From Salisbury, see table 156
- J To Gloucester, see table 133

Weymouth, Bournemouth, Yarmouth (IOW), Lymington, Southampton, Portsmouth and Fareham to Winchester and London

Mondays to Fridays

Operator	SW 2B56	GW 2V72 J	XC 1M62 A	SW	SW 1J40	SW 1W24	SW 1T58	SW 2R58 D	SW 1B60	SW 1J42	SW 2W66	SW 1W66	SW 1B60	XC 1M66 A	SW 2B06	SW	SW 1J44
Train ID	⏏	J	A ⏏ ⏏	⏏	⏏	⏏	⏏	⏏	⏏	⏏	⏏	⏏	⏏	A ⏏ ⏏	⏏	⏏	⏏
Days of operation/Notes																	
1st Class/Reservations/Bus/Ferry																	
Catering facilities																	
Weymouth (WEY)	d	1455				1503						1520					
Upwey (UPW)	d	1500										1524					
Dorchester West (DCW)	a	1507															
Dorchester South (DCH)	d					1513						1533					
Moreton (Dorset) (MTN)	d											1539					
Wool (WOO)	d											1545					
Wareham (WRM)	d					1528						1553					
Holton Heath (HOL)	d											1556					
Hamworthy (HAM)	d					1535						1601					
Poole (POO)	4 a					1539						1606					
Poole (POO)	4 d					1540					1600	1607					
Parkstone (Dorset) (PKS)	d					1544					1604						
Branksome (BSM)	d					1548					1608						
Bournemouth (BMH)	a					1554					1613	1617					
Bournemouth (BMH)	d		1545			1559			1602		1622			1645			
Pokesdown (POK)	d								1606		1626						
Christchurch (CHR)	d								1610		1630						
Hinton Admiral (HNA)	d								1615								
New Milton (NWM)	d								1619		1637						
Sway (SWY)	d								1624								
Yarmouth (I.O.W.) (YMH)	⚓ d			1505												1605	
Lymington Pier (LYP)	⚓ a			1545												1645	
Lymington Pier (LYP)	d				1557					1627							1659
Lymington Town (LYT)	d				1559					1629							1701
Brockenhurst (BCU)	3 a				1608	1613			1629	1638	1643						1709
Brockenhurst (BCU)	3 d					1614			1630		1644						
Beaulieu Road (BEU)	d								1635								
Ashurst New Forest (ANF)	d								1639								
Totton (TTN)	d								1644								
Redbridge (RDB)	d							1627									
Millbrook (Hants) (MBK)	d							1631									
Southampton Central (SOU)	a		1613			1628		1634	1651		1658			1713			
Southampton Central (SOU)	d		1615			1630		1635	1652		1700			1715	1724		
St Denys (SDN)	d							1640	1657								
Swaythling (SWG)	d							1643	1700								
Southampton Airport Parkwy (SOA)	⚓ d		1623			1638		1646	1704		1708			1723	1731		
Portsmouth Harbour (PMH)	⚓ d						1559										
Portsmouth & Southsea (PMS)	d						1604										
Fratton (FTN)	d						1608										
Hilsea (HLS)	d						1612										
Cosham (CSA)	d						1617										
Portchester (PTC)	d						1622										
Fareham (FRM)	d						1628										
Botley (BOE)	d						1635										
Hedge End (HDE)	d						1640										
Eastleigh (ESL)	3 a	←					1646	1650	1707				←		1735		
Eastleigh (ESL)	3 d	1614					1647	1650	1714				1714		1741		
Chandlers Ford (CFR)	d							1655	→						→		
Romsey (ROM)	a							1703									
Shawford (SHW)	d	1619											1719				
Winchester (WIN)	d	1624a	1631			1648	1656				1718		1725	1731			
Micheldever (MIC)	d						1705										
Basingstoke (BSK)	a		1646				1715				1734		1741	1746			
Reading (RDG)	7 a		1706											1806			
Fleet (FLE)	a						1726										
Farnborough (Main) (FNB)	a						1732										
Woking (WOK)	a					1720	1742										
Clapham Junction (CLJ)	10 a										1810						
London Waterloo (WAT)	⚓ 15 a					1751	1813				1820						

NOTES (see introductory pages for explanation of train operator codes and standard symbols)

- a Arrival time
- d Departure time
- A To Manchester Piccadilly, see table 050
- D From Salisbury, see table 156
- J To Gloucester, see table 133

Weymouth, Bournemouth, Yarmouth (IOW), Lymington, Southampton, Portsmouth and Fareham to Winchester and London

Mondays to Fridays

Operator	SW	SW	SW	SW	SW	SW	SW	SW	SW	SW	SW	SW	SW	SW	SW	SW	SW
Train ID	1W26	2B06	1T62	2R62	1B64	1J46	2W68	1W68	1B64		1J48	1W28	1T66	2R66	1B68	1J50	
Days of operation/Notes	□	□	□	D	□	□	□	□	□	☞	□	□	□	D	□	□	□
1st Class/Reservations/Bus/Ferry	□	□	□		□	□	□	□	□	☞	□	□	□	□	□	□	□
Weymouth (WEY)	d	1603						1620				1703					
Upwey (UPW)	d							1624									
Dorchester West (DCW)	a																
Dorchester South (DCH)	d	1613						1633				1713					
Moreton (Dorset) (MTN)	d							1639									
Wool (WOO)	d							1645									
Wareham (WRM)	d	1628						1653				1728					
Holton Heath (HOL)	d							1656									
Hamworthy (HAM)	d	1635						1701				1735					
Poole (POO)	4 a	1639						1706				1739					
Poole (POO)	4 d	1640						1700	1707			1740					
Parkstone (Dorset) (PKS)	d	1644						1704				1744					
Branksome (BSM)	d	1648						1708				1748					
Bournemouth (BMH)	a	1654						1713	1717			1755					
Bournemouth (BMH)	d	1659						1702	1722			1759					1802
Pokesdown (POK)	d							1706	1726								1806
Christchurch (CHR)	d							1710	1730								1810
Hinton Admiral (HNA)	d							1715									1815
New Milton (NWM)	d							1719	1737								1819
Sway (SWY)	d							1724									1824
Yarmouth (I.O.W.) (YMH)	☞ d										1705						
Lymington Pier (LYP)	☞ a										1745						
Lymington Pier (LYP)	d							1729				1759					1829
Lymington Town (LYT)	d							1731				1801					1831
Brockenhurst (BCU)	3 a	1713						1729	1739	1743		1809	1813				1829
Brockenhurst (BCU)	3 d	1714						1730		1744			1814				1830
Beaulieu Road (BEU)	d																1835
Ashurst New Forest (ANF)	d							1739									1839
Totton (TTN)	d							1744									1844
Redbridge (RDB)	d							1727									1827
Millbrook (Hants) (MBK)	d							1731									1831
Southampton Central (SOU)	a	1728						1733	1750	1758			1828				1834
Southampton Central (SOU)	d	1730						1735	1752	1800			1830				1835
St Denys (SDN)	d							1740	1757								1840
Swaythling (SWG)	d							1743	1800								1843
Southampton Airport Parkway (SOA) ☞	d	1738						1746	1804	1808			1838				1846
Portsmouth Harbour (PMH)	☞ d																1759
Portsmouth & Southsea (PMS)	d																1804
Fratton (FTN)	d																1808
Hilsea (HLS)	d																1812
Cosham (CSA)	d																1817
Portchester (PTC)	d																1822
Fareham (FRM)	d																1828
Botley (BOE)	d																1835
Hedge End (HDE)	d																1840
Eastleigh (ESL)	3 a		☞	1746	1750	1807					☞						1846
Eastleigh (ESL)	3 d		1741	1747	1750	1812					1812						1847
Chandlers Ford (CFR)	d							1755	☞								1855
Romsey (ROM)	a							1803									1903
Shawford (SHW)	d		1746														1817
Winchester (WIN)	d	1748	1752	1756													1818
Micheldever (MIC)	d			1805													1823
Basingstoke (BSK)	a		1809	1815													1848
Reading (RDG)	7 a																1856
Fleet (FLE)	a			1827													1905
Farnborough (Main) (FNB)	a			1832													1914
Woking (WOK)	a	1820		1842													1915
Clapham Junction (CLJ)	10 a																1926
London Waterloo (WAT)	☞ 15 a	1849		1909													1932
																	1942
																	1925
																	1942
																	1951
																	2009

NOTES (see introductory pages for explanation of train operator codes and standard symbols)

- a Arrival time
- d Departure time
- D From Salisbury, see table 156

Weymouth, Bournemouth, Yarmouth (IOW), Lymington, Southampton, Portsmouth and Fareham to Winchester and London

Mondays to Fridays

Operator	SW	SW	SW	GW	XC	SW	SW	SW	SW	SW	SW	SW	SW	SW	XC	SW	SW
Train ID	2W70	1W70	1B68	2V94	1M74	1W30	1T70	2R70	1J52	2B72	2W72	1W72	2B72	1M78	1J54	1W32	
Days of operation/Notes	1	1	1	K	A	1	1	D	1	1	1	1	1	L	1	1	
1st Class/Reservations/Bus/Ferry	1	1	1		1	1	1	1	1	1	1	1	1	1	1	1	
Catering facilities																	
Weymouth (WEY)	d	1720		1730		1803						1820				1903	
Upwey (UPW)	d	1724		1735								1824					
Dorchester West (DCW)	a			1742													
Dorchester South (DCH)	d	1733				1813						1833				1913	
Moreton (Dorset) (MTN)	d	1739										1839					
Wool (WOO)	d	1745										1845					
Wareham (WRM)	d	1753				1828						1853				1928	
Holton Heath (HOL)	d	1756										1856					
Hamworthy (HAM)	d	1801				1835						1901				1935	
Poole (POO)	4 a	1806				1839						1906				1939	
Poole (POO)	4 d	1800	1807			1840						1900	1907			1940	
Parkstone (Dorset) (PKS)	d	1804				1844						1904				1944	
Branksome (BSM)	d	1808				1848						1908				1948	
Bournemouth (BMH)	a	1813	1817			1854						1913	1917			1954	
Bournemouth (BMH)	d	1822				1845	1859					1902	1922		1945	1959	
Pokesdown (POK)	d	1826										1906	1926				
Christchurch (CHR)	d	1830										1910	1930				
Hinton Admiral (HNA)	d											1915					
New Milton (NWM)	d	1837										1919	1937				
Sway (SWY)	d											1924					
Yarmouth (I.O.W.) (YMH)	1 a									1805							
Lymington Pier (LYP)	1 a									1845							
Lymington Pier (LYP)	d									1903						1933	
Lymington Town (LYT)	d									1905						1935	
Brockenhurst (BCU)	3 a	1843				1859	1913					1929	1943			2013	
Brockenhurst (BCU)	3 d	1844				1900	1914					1930	1944			2014	
Beaulieu Road (BEU)	d																
Ashurst New Forest (ANF)	d											1939					
Totton (TTN)	d											1944					
Redbridge (RDB)	d									1927							
Millbrook (Hants) (MBK)	d									1931							
Southampton Central (SOU)	a	1859				1913	1928			1934		1952	1958		2013	2029	
Southampton Central (SOU)	d	1900				1915	1930			1935		1955	2000		2015	2030	
St Denys (SDN)	d									1940							
Swaythling (SWG)	d									1943							
Southampton Airport Parkway (SOA)	1 a	1908				1923	1938			1946		2003	2008		2023	2038	
Portsmouth Harbour (PMH)	1 a									1859							
Portsmouth & Southsea (PMS)	d									1904							
Fratton (FTN)	d									1908							
Hilsea (HLS)	d									1912							
Cosham (CSA)	d									1917							
Portchester (PTC)	d									1922							
Fareham (FRM)	d									1928							
Botley (BOE)	d									1935							
Hedge End (HDE)	d									1940							
Eastleigh (ESL)	3 a									1946	1950		2006				
Eastleigh (ESL)	3 d			1914						1946	1950		2011				
Chandlers Ford (CFR)	d									1956							
Romsey (ROM)	a									2003							
Shawford (SHW)	d			1919										2016			
Winchester (WIN)	d	1918	1925		1931	1948	1956					2018	2021a	2033		2048	
Micheldever (MIC)	d						2004										
Basingstoke (BSK)	a	1934	1941		1946		2015					2034		2048			
Reading (RDG)	7 a				2007									2107			
Fleet (FLE)	a						2026										
Farnborough (Main) (FNB)	a						2032										
Woking (WOK)	a					2021	2042					2054				2122	
Clapham Junction (CLJ)	10 a	2011										2111					
London Waterloo (WAT)	15 a	2020				2049	2109					2127				2151	

NOTES (see introductory pages for explanation of train operator codes and standard symbols)

- a Arrival time
- d Departure time
- A To Manchester Piccadilly, see table 050
- D From Salisbury, see table 156
- K To Bristol Temple Meads, see table 133
- L To Birmingham New Street, see table 050

Weymouth, Bournemouth, Yarmouth (IOW), Lymington, Southampton, Portsmouth and Fareham to Winchester and London

Mondays to Fridays

Operator Train ID Days of operation/Notes 1st Class/Reservations/Bus/Ferry	SW	SW	SW	SW	SW	SW	SW	SW	SW	SW	SW	GW	SW	SW	SW	GW	SW
	2T62 M P	2R74 D P		1J56 D P	2B76 D P	1W74 D P	2B76 D P	1J58 D P	1W36 D P	2T64 N P	2R78 D P	2M95 K	MFO P	1J60 D P	1W78 D P	2V82 K	
Weymouth (WEY)	d					1920			1959							2007	2015
Upwey (UPW)	d					1924										2011	2020
Dorchester West (DCW)	a																2027
Dorchester South (DCH)	d					1937e			2011c							2021c	
Moreton (Dorset) (MTN)	d					1943										2027	
Wool (WOO)	d					1949										2033	
Wareham (WRM)	d					1957			2028c							2042c	
Holton Heath (HOL)	d																
Hamworthy (HAM)	d					2003			2035							2048	
Poole (POO)	4 a					2008			2039							2053	
Poole (POO)	4 d					1950	2009		2040							2054	
Parkstone (Dorset) (PKS)	d					1954			2044							2058	
Branksome (BSM)	d					1957			2048							2101	
Bournemouth (BMH)	a					2002	2018		2054							2107	
Bournemouth (BMH)	d					2005	2022		2059							2112	
Pokesdown (POK)	d					2009	2026									2116	
Christchurch (CHR)	d					2013	2030									2120	
Hinton Admiral (HNA)	d					2018										2125	
New Milton (NWM)	d					2022	2037									2129	
Sway (SWY)	d					2027										2134	
Yarmouth (I.O.W.) (YMH)	d			1905									2005				2050
Lymington Pier (LYP)	a			1945									2045				2130
Lymington Pier (LYP)	d				2003				2033					2103			
Lymington Town (LYT)	d				2005				2035					2105			
Brockenhurst (BCU)	3 a				2014	2032	2043		2044	2113				2114	2138		
Brockenhurst (BCU)	3 d					2033	2044			2114					2139		
Beaulieu Road (BEU)	d					2038											
Ashurst New Forest (ANF)	d					2042										2147	
Totton (TTN)	d					2047										2152	
Redbridge (RDB)	d		2027									2127					
Millbrook (Hants) (MBK)	d		2031									2131					
Southampton Central (SOU)	a		2034			2053	2058			2128		2134				2157	
Southampton Central (SOU)	d		2035			2055	2100			2130		2135				2200	
St Denys (SDN)	d		2040									2140					
Swaythling (SWG)	d		2043									2143					
Southampton Airport Parkway (SOA) ←	d		2046			2103	2108			2138		2146				2208	
Portsmouth Harbour (PMH)	d	1959										2059		2123			
Portsmouth & Southsea (PMS)	d	2004										2104		2127			
Fratton (FTN)	d	2008										2108		2131			
Hilsea (HLS)	d	2012										2112					
Cosham (CSA)	d	2017										2117					
Portchester (PTC)	d	2022										2122					
Fareham (FRM)	d	2029										2128		2147c			
Botley (BOE)	d	2036										2135					
Hedge End (HDE)	d	2041										2140					
Eastleigh (ESL)	3 a	2048	2050			2106		←				2146	2150	2202		2211	
Eastleigh (ESL)	3 d	2049	2050			2112		2112				2147	2150			2212	
Chandlers Ford (CFR)	d		2055										2155				
Romsey (ROM)	a		2103										2203				
Shawford (SHW)	d	2055							2118							2218	
Winchester (WIN)	d	2101							2123a		2148	2156				2224	
Micheldever (MIC)	d	2110										2205					
Basingstoke (BSK)	a	2123					2134					2216				2240	
Reading (RDG)	7 a																
Fleet (FLE)	a	2140										2240					
Farnborough (Main) (FNB)	a	2145										2245					
Woking (WOK)	a	2158					2153				2223	2258				2259	
Clapham Junction (CLJ)	10 a						2213									2322	
London Waterloo (WAT)	15 a	2234					2222				2249	2336				2331	

NOTES (see introductory pages for explanation of train operator codes and standard symbols)

- a Arrival time
- d Departure time
- c Arrives 3 minutes earlier
- e Arrives 6 minutes earlier
- D From Salisbury, see table 156
- K To Bristol Temple Meads, see table 133
- M Also calls at Hook 2131, Winchfield 2135, Brookwood 2153, Weybridge 2205, Walton-On-Thames 2209 and Surbiton 2216
- N Also calls at Hook 2231, Winchfield 2235, Brookwood 2253, Weybridge 2305, Walton-On-Thames 2309 and Surbiton 2316
- MFO Mondays and Fridays only

Weymouth, Bournemouth, Yarmouth (IOW), Lymington, Southampton, Portsmouth and Fareham to Winchester and London

Mondays to Fridays

Operator Train ID Days of operation/Notes 1st Class/Reservations/Bus/Ferry	SW	SW	SW	SW	SW	SW	SW	SW	SW
	1J62	2T66	2R82 D	1J64	1W82 P	1J66	2R99 D	2W84	2W86
	□	□	□	□	□	□	□	□	□
Weymouth (WEY)	d				2100			2210	2310
Upwey (UPW)	d				2104			2214	2314
Dorchester West (DCW)	a								
Dorchester South (DCH)	d				2112			2223	2322
Moreton (Dorset) (MTN)	d				2118			2229	2328
Wool (WOO)	d				2124			2235	2334
Wareham (WRM)	d				2132			2242	2342
Holton Heath (HOL)	d								
Hamworthy (HAM)	d				2138			2249	2348
Poole (POO)	4 a				2143			2253	2353
Poole (POO)	4 d				2144			2254	2354
Parkstone (Dorset) (PKS)	d				2148			2258	
Branksome (BSM)	d				2151			2302	
Bournemouth (BMH)	a				2157			2307	0003
Bournemouth (BMH)	d				2212			2312	
Pokesdown (POK)	d				2216			2316	
Christchurch (CHR)	d				2220			2320	
Hinton Admiral (HNA)	d				2225			2325	
New Milton (NWM)	d				2229			2329	
Sway (SWY)	d				2234			2334	
Yarmouth (I.O.W.) (YMH)	d								
Lymington Pier (LYP)	a								
Lymington Pier (LYP)	d	2133			2203		2236		
Lymington Town (LYT)	d	2135			2205		2238		
Brockenhurst (BCU)	3 a	2144			2214	2238	2247		2338
Brockenhurst (BCU)	3 d				2239				2339
Beaulieu Road (BEU)	d								
Ashurst New Forest (ANF)	d				2247			2347	
Totton (TTN)	d				2252			2352	
Redbridge (RDB)	d			2227				2316	
Millbrook (Hants) (MBK)	d			2231				2319	
Southampton Central (SOU)	a			2234		2257		2322	2358
Southampton Central (SOU)	d			2235		2300		2323	
St Denys (SDN)	d			2240				2328	
Swaythling (SWG)	d			2243				2331	
Southampton Airport Parkway (SOA) ←	d			2246		2308		2334	
Portsmouth Harbour (PMH)	d		2154						
Portsmouth & Southsea (PMS)	d		2159						
Fratton (FTN)	d		2203						
Hilsea (HLS)	d		2207						
Cosham (CSA)	d		2212						
Portchester (PTC)	d		2217						
Fareham (FRM)	d		2223						
Botley (BOE)	d		2230						
Hedge End (HDE)	d		2235						
Eastleigh (ESL)	3 a		2242	2250		2311		2338	
Eastleigh (ESL)	3 d			2250		2312		2338	
Chandlers Ford (CFR)	d			2255				2343	
Romsey (ROM)	a			2304				2351	
Shawford (SHW)	d				2318				
Winchester (WIN)	d				2324				
Micheldever (MIC)	d				2333				
Basingstoke (BSK)	a				2343				
Reading (RDG)	7 a								
Fleet (FLE)	a				0001				
Farnborough (Main) (FNB)	a				0006				
Woking (WOK)	a				0018				
Clapham Junction (CLJ)	10 a								
London Waterloo (WAT)	15 a								

NOTES (see introductory pages for explanation of train operator codes and standard symbols)

- a Arrival time
- d Departure time
- D From Salisbury, see table 156
- P Also calls at Hook 2351, Winchfield 2355 and Brookwood 0013

Weymouth, Bournemouth, Yarmouth (IOW), Lymington, Southampton, Portsmouth and Fareham to Winchester and London

Saturdays



























Operator	SW	SW	SW	SW	XC	SW	SW	SW	SW	SW	SW	SW	SW	SW	SW	SW	SW	SW
Train ID	2B14	2T14	2B16	1B14	1M22	2Y18	2R18	1B16	1T20	2R18	1J02	1J04	2B18	1W92	1T24	2R22	2B24	
Days of operation/Notes	A	B	C	◇	◇	D	D	D	D	D	D	D	D	D	D	D	D	
1st Class/Reservations/Bus/Ferry	□	□	□	□	□	□	□	□	□	□	□	□	□	□	□	□	□	
Weymouth (WEY)	d													0542				
Upwey (UPW)	d																	
Dorchester West (DCW)	a																	
Dorchester South (DCH)	d													0552				
Moreton (Dorset) (MTN)	d																	
Wool (WOO)	d													0602				
Wareham (WRM)	d													0610				
Holton Heath (HOL)	d													0613				
Hamworthy (HAM)	d													0618				
Poole (POO)	4 a													0623				
Poole (POO)	4 d							0526						0624			0650	
Parkstone (Dorset) (PKS)	d							0530						0628			0654	
Branksome (BSM)	d							0534						0631			0657	
Bournemouth (BMH)	a							0540						0637			0702	
Bournemouth (BMH)	d							0542						0642			0705	
Pokesdown (POK)	d							0546						0646			0709	
Christchurch (CHR)	d							0550						0650			0713	
Hinton Admiral (HNA)	d							0555						0655			0718	
New Milton (NWM)	d							0600						0700			0722	
Sway (SWY)	d							0605						0705			0727	
Yarmouth (I.O.W.) (YMH)	d																	
Lymington Pier (LYP)	a																	
Lymington Pier (LYP)	d										0627	0657						
Lymington Town (LYT)	d										0629	0659						
Brockenhurst (BCU)	3 a							0609			0637	0707		0709			0732	
Brockenhurst (BCU)	3 d							0610						0710			0733	
Beaulieu Road (BEU)	d																	
Ashurst New Forest (ANF)	d							0618						0718			0740	
Totton (TTN)	d							0623						0723			0745	
Redbridge (RDB)	d							0616									0721	
Millbrook (Hants) (MBK)	d							0620									0724	
Southampton Central (SOU)	a							0623	0629		←			0728		0731	0752	
Southampton Central (SOU)	d	0512		0530	0600	0615		0635	0630		0635		0700	0730		0735	0755	
St Denys (SDN)	d			0535				→			0640					0740		
Swaythling (SWG)	d			0538							0643					0743		
Southampton Airport Parkway (SOA)	← d	0520		0541	0608	0623			0638		0646			0708	0738		0746	0803
Portsmouth Harbour (PMH)	d						0540			0556						0659		
Portsmouth & Southsea (PMS)	d						0544			0601						0704		
Fratton (FTN)	d						0548			0605						0708		
Hilsea (HLS)	d									0609						0712		
Cosham (CSA)	d		0509			0556				0614						0717		
Portchester (PTC)	d		0513							0619						0722		
Fareham (FRM)	d		0519			0604				0625						0728		
Botley (BOE)	d		0527							0632						0735		
Hedge End (HDE)	d		0531							0637						0740		
Eastleigh (ESL)	3 a	0523	0537	0545	0611	0617				0643	0650		0711		0746	0749	0806	
Eastleigh (ESL)	3 d	0524		0546	0613					0644	0650		0713		0747	0750	0814	
Chandlers Ford (CFR)	d										0655					0755	→	
Romsey (ROM)	a										0703					0803		
Shawford (SHW)	d			0552						0650			0718					
Winchester (WIN)	d	0534		0600c	0623	0631			0648	0656			0724	0748	0756			
Micheldever (MIC)	d			0608						0704					0805			
Basingstoke (BSK)	a	0550		0618	0639	0646			0704	0714			0740		0815			
Reading (RDG)	7 a					0706												
Fleet (FLE)	a	0610		0640						0726						0826		
Farnborough (Main) (FNB)	a	0615		0645						0732						0832		
Woking (WOK)	a	0628		0658	0659				0723	0742				0821	0842			
Clapham Junction (CLJ)	10 a	0648							0743				0822					
London Waterloo (WAT)	15 a	0657		0734	0729				0752	0809			0831	0849	0909			

NOTES (see introductory pages for explanation of train operator codes and standard symbols)

- a Arrival time
- d Departure time
- c Arrives 3 minutes earlier
- A Also calls at Hook 0601, Winchfield 0605 and Brookwood 0623
- B Also calls at Hook 0631, Winchfield 0635, Brookwood 0653, Weybridge 0705, Walton-On-Thames 0709 and Surbiton 0716
- C To Manchester Piccadilly, see table 050
- D From Romsey, see table 156
- E From Salisbury, see table 156

Weymouth, Bournemouth, Yarmouth (IOW), Lymington, Southampton, Portsmouth and Fareham to Winchester and London

Saturdays

Operator	SW	SW	SW	SW	GW	XC	SW	SW	SW	SW	SW	SW	SW	SW	SW	SW	SW	SW
Train ID	1J06	1W48	2B24	2V85	1M30	1J08	1W94	1T26	2R26	2B28	1J10	2W50	1W50	2B28	1J12			
Days of operation/Notes					F													
1st Class/Reservations/Bus/Ferry																		
Catering facilities																		
Weymouth (WEY)	d		0617		0638		0655						0720					
Upwey (UPW)	d		0621		0643		0659						0724					
Dorchester West (DCW)	a				0651													
Dorchester South (DCH)	d		0629				0707						0733					
Moreton (Dorset) (MTN)	d		0636				0714						0739					
Wool (WOO)	d		0642				0720						0745					
Wareham (WRM)	d		0649				0727						0753					
Holton Heath (HOL)	d		0653				0731						0756					
Hamworthy (HAM)	d		0658				0736						0801					
Poole (POO)	4 a		0702				0740						0806					
Poole (POO)	4 d		0703				0741					0800	0807					
Parkstone (Dorset) (PKS)	d		0707				0745					0804						
Branksome (BSM)	d		0711				0749					0808						
Bournemouth (BMH)	a		0717				0754					0813	0817					
Bournemouth (BMH)	d		0722		0745		0759			0802		0822						
Pokesdown (POK)	d		0726							0806		0826						
Christchurch (CHR)	d		0730							0810		0830						
Hinton Admiral (HNA)	d									0815								
New Milton (NWM)	d		0737							0819		0837						
Sway (SWY)	d									0824								
Yarmouth (I.O.W.) (YMH)	 d	0620															0800	
Lymington Pier (LYP)	 a	0700															0840	
Lymington Pier (LYP)	d		0727				0757				0827							0857
Lymington Town (LYT)	d		0729				0759				0829							0859
Brockenhurst (BCU)	3 a		0737	0743			0807	0813			0829	0837	0843					0907
Brockenhurst (BCU)	3 d			0744				0814			0830		0844					
Beaulieu Road (BEU)	d										0835							
Ashurst New Forest (ANF)	d										0839							
Totton (TTN)	d										0844							
Redbridge (RDB)	d									0821								
Millbrook (Hants) (MBK)	d									0824								
Southampton Central (SOU)	a		0758		0813		0828			0828	0852		0858					
Southampton Central (SOU)	d		0800		0815		0830			0835	0855		0900					
St Denys (SDN)	d									0840								
Swaythling (SWG)	d									0843								
Southampton Airport Parkway (SOA) 	d		0808		0823		0838			0846	0903		0908					
Portsmouth Harbour (PMH)	 d							0759										
Portsmouth & Southsea (PMS)	d							0804										
Fratton (FTN)	d							0808										
Hilsea (HLS)	d							0812										
Cosham (CSA)	d							0817										
Portchester (PTC)	d							0822										
Fareham (FRM)	d							0828										
Botley (BOE)	d							0835										
Hedge End (HDE)	d							0840										
Eastleigh (ESL)	3 a							0846	0849	0906								
Eastleigh (ESL)	3 d			0814				0846	0850	0914					0914			
Chandlers Ford (CFR)	d								0855									
Romsey (ROM)	a								0903									
Shawford (SHW)	d			0819													0919	
Winchester (WIN)	d		0818	0824a		0831		0848	0856				0918			0924a		
Micheldever (MIC)	d								0904									
Basingstoke (BSK)	a		0834			0846			0914				0935					
Reading (RDG)	7 a					0907												
Fleet (FLE)	a								0926									
Farnborough (Main) (FNB)	a								0932									
Woking (WOK)	a							0920	0942									
Clapham Junction (CLJ)	10 a		0911										1011					
London Waterloo (WAT)	 15 a		0920					0949	1009				1020					

NOTES (see introductory pages for explanation of train operator codes and standard symbols)

- a Arrival time
- d Departure time
- C To Manchester Piccadilly, see table 050
- E From Salisbury, see table 156
- F To Bristol Temple Meads, see table 133

Weymouth, Bournemouth, Yarmouth (IOW), Lymington, Southampton, Portsmouth and Fareham to Winchester and London

Saturdays

Operator Train ID Days of operation/Notes 1st Class/Reservations/Bus/Ferry Catering facilities	SW	SW	SW	SW	SW	SW	SW	SW	SW	GW	XC	SW	SW	SW	SW	SW	SW	SW
	1W06	1T30	2R30 E	2B32	1J14	2W52	1W52	2B32	2V60 G	1M38 C	SW 1J16	SW 1W08	SW 1T34	SW 2R34 E	SW 2B36	SW 1J18		
Weymouth (WEY)	d	0803					0820		0846				0903					
Upwey (UPW)	d						0824		0851									
Dorchester West (DCW)	a								0859									
Dorchester South (DCH)	d	0813					0833						0913					
Moreton (Dorset) (MTN)	d						0839											
Wool (WOO)	d						0845											
Wareham (WRM)	d	0828					0853						0928					
Holton Heath (HOL)	d						0856											
Hamworthy (HAM)	d	0835					0901						0935					
Poole (POO)	4 a	0839					0906						0939					
Poole (POO)	4 d	0840					0900	0907					0940					
Parkstone (Dorset) (PKS)	d	0844					0904						0944					
Branksome (BSM)	d	0848					0908						0948					
Bournemouth (BMH)	a	0854					0913	0917					0954					
Bournemouth (BMH)	d	0859				0902	0922			0945			0959				1002	
Pokesdown (POK)	d					0906	0926										1006	
Christchurch (CHR)	d					0910	0930										1010	
Hinton Admiral (HNA)	d					0915											1015	
New Milton (NWM)	d					0919	0937										1019	
Sway (SWY)	d					0924											1024	
Yarmouth (I.O.W.) (YMH)	d											0905						
Lymington Pier (LYP)	a											0945						
Lymington Pier (LYP)	d						0927						0957					1027
Lymington Town (LYT)	d						0929						0959					1029
Brockenhurst (BCU)	3 a	0913			0929	0937	0943			0959		1007	1013				1029	1037
Brockenhurst (BCU)	3 d	0914			0930		0944			1000			1014				1030	
Beaulieu Road (BEU)	d																1035	
Ashurst New Forest (ANF)	d					0939											1039	
Totton (TTN)	d					0944											1044	
Redbridge (RDB)	d					0927											1027	
Millbrook (Hants) (MBK)	d					0931											1031	
Southampton Central (SOU)	a	0928			0934	0952	0958			1013			1028				1034	1052
Southampton Central (SOU)	d	0930			0935	0955	1000			1015			1030				1035	1055
St Denys (SDN)	d					0940											1040	
Swaythling (SWG)	d					0943											1043	
Southampton Airport Parkway (SOA)	4 d	0938			0946	1003	1008			1023			1038				1046	1103
Portsmouth Harbour (PMH)	d		0859														0959	
Portsmouth & Southsea (PMS)	d		0904														1004	
Fratton (FTN)	d		0908														1008	
Hilsea (HLS)	d		0912														1012	
Cosham (CSA)	d		0917														1017	
Portchester (PTC)	d		0922														1022	
Fareham (FRM)	d		0928														1028	
Botley (BOE)	d		0935														1035	
Hedge End (HDE)	d		0940														1040	
Eastleigh (ESL)	3 a		0946	0950	1006												1046	1050
Eastleigh (ESL)	3 d		0947	0950	1014				1014								1047	1050
Chandlers Ford (CFR)	d																1055	
Romsey (ROM)	a				1003												1103	
Shawford (SHW)	d								1019									
Winchester (WIN)	d	0948	0956				1018	1024a		1031			1048	1056				
Micheldever (MIC)	d		1005											1105				
Basingstoke (BSK)	a		1015				1034			1046				1115				
Reading (RDG)	7 a									1106								
Fleet (FLE)	a		1026											1126				
Farnborough (Main) (FNB)	a		1032											1132				
Woking (WOK)	a	1020	1042										1120	1142				
Clapham Junction (CLJ)	10 a						1111											
London Waterloo (WAT)	15 a	1049	1109				1120						1149	1214				

NOTES (see introductory pages for explanation of train operator codes and standard symbols)

- a Arrival time
- d Departure time
- C To Manchester Piccadilly, see table 050
- E From Salisbury, see table 156
- G To Gloucester, see table 133

Weymouth, Bournemouth, Yarmouth (IOW), Lymington, Southampton, Portsmouth and Fareham to Winchester and London

Saturdays

Operator Train ID Days of operation/Notes 1st Class/Reservations/Bus/Ferry Catering facilities	SW	SW	SW	SW	SW	SW	SW	SW	SW	SW	SW	SW	SW	SW	XC	SW	SW	SW
	2W54	1W54	2B36		1J20	1W12	1T38	2R38 E	2B40	1J22	2W56	1W56	2B40	1M46 C		1J24	1W16	
Weymouth (WEY)	d	0920				1003												1103
Upwey (UPW)	d	0924																1024
Dorchester West (DCW)	a																	
Dorchester South (DCH)	d	0933				1013												1113
Moreton (Dorset) (MTN)	d	0939																1039
Wool (WOO)	d	0945																1045
Wareham (WRM)	d	0953				1028												1053
Holton Heath (HOL)	d	0956																1056
Hamworthy (HAM)	d	1001				1035												1101
Poole (POO)	4 a	1006				1039												1106
Poole (POO)	4 d	1000	1007			1040						1100	1107					1140
Parkstone (Dorset) (PKS)	d	1004				1044						1104						1144
Branksome (BSM)	d	1008				1048						1108						1148
Bournemouth (BMH)	a	1013	1017			1054						1113	1117					1154
Bournemouth (BMH)	d	1022				1059				1102		1122		1145				1159
Pokesdown (POK)	d	1026								1106		1126						
Christchurch (CHR)	d	1030								1110		1130						
Hinton Admiral (HNA)	d									1115								
New Milton (NWM)	d	1037								1119		1137						
Sway (SWY)	d									1124								
Yarmouth (I.O.W.) (YMH)	⚓ d			1005												1105		
Lymington Pier (LYP)	⚓ a			1045												1145		
Lymington Pier (LYP)	d				1057					1127								1157
Lymington Town (LYT)	d				1059					1129								1159
Brockenhurst (BCU)	3 a	1043				1113				1129	1137	1143						1213
Brockenhurst (BCU)	3 d	1044				1114				1130		1144						1214
Beaulieu Road (BEU)	d																	
Ashurst New Forest (ANF)	d									1139								
Totton (TTN)	d									1144								
Redbridge (RDB)	d									1127								
Millbrook (Hants) (MBK)	d									1131								
Southampton Central (SOU)	a	1058				1128				1134	1152	1158		1213				1228
Southampton Central (SOU)	d	1100				1130				1135	1155	1200		1215				1230
St Denys (SDN)	d									1140								
Swaythling (SWG)	d									1143								
Southampton Airport Parkway (SOA)	↔ d	1108				1138				1146	1203	1208		1223				1238
Portsmouth Harbour (PMH)	⚓ d						1059											
Portsmouth & Southsea (PMS)	d						1104											
Fratton (FTN)	d						1108											
Hilsea (HLS)	d						1112											
Cosham (CSA)	d						1117											
Portchester (PTC)	d						1122											
Fareham (FRM)	d						1128											
Botley (BOE)	d						1135											
Hedge End (HDE)	d						1140											
Eastleigh (ESL)	3 a			↔			1146	1150	1206				↔					
Eastleigh (ESL)	3 d			1114			1147	1150	1214				1214					
Chandlers Ford (CFR)	d									↔								
Romsey (ROM)	a									1203								
Shawford (SHW)	d			1119										1219				
Winchester (WIN)	d	1118	1124a			1148	1156					1218	1224a	1231				1248
Micheldever (MIC)	d						1205											
Basingstoke (BSK)	a	1134					1215					1234		1246				
Reading (RDG)	7 a													1306				
Fleet (FLE)	a						1226											
Farnborough (Main) (FNB)	a						1232											
Woking (WOK)	a					1220	1242											1320
Clapham Junction (CLJ)	10 a	1211										1311						
London Waterloo (WAT)	15 a	1224				1253	1313					1320						1349

NOTES (see introductory pages for explanation of train operator codes and standard symbols)

- a Arrival time
- d Departure time
- C To Manchester Piccadilly, see table 050
- E From Salisbury, see table 156

Weymouth, Bournemouth, Yarmouth (IOW), Lymington, Southampton, Portsmouth and Fareham to Winchester and London

Saturdays

Operator	GW	SW	SW	SW	SW	SW	SW	SW	SW	SW	SW	SW	SW	SW	SW	SW	SW	SW
Train ID	2V64	1T42	2R42	2B44	1J26	2W58	1W58	2B44	1J28	1W18	1T46	2R46	2B48	1J30	2W60	1W60		
Days of operation/Notes	G	□	□	□	□	□	□	□	□	□	□	□	□	□	□	□	□	□
1st Class/Reservations/Bus/Ferry																		
Weymouth (WEY)	d	1110					1120											1220
Upwey (UPW)	d	1115					1124											1224
Dorchester West (DCW)	a	1122																
Dorchester South (DCH)	d																	1233
Moreton (Dorset) (MTN)	d																	1239
Wool (WOO)	d																	1245
Wareham (WRM)	d																	1253
Holton Heath (HOL)	d																	1256
Hamworthy (HAM)	d																	1301
Poole (POO)	4 a																	1306
Poole (POO)	4 d																	1307
Parkstone (Dorset) (PKS)	d																	1304
Branksome (BSM)	d																	1308
Bournemouth (BMH)	a																	1317
Bournemouth (BMH)	d																	1322
Pokesdown (POK)	d																	1326
Christchurch (CHR)	d																	1330
Hinton Admiral (HNA)	d																	1315
New Milton (NWM)	d																	1337
Sway (SWY)	d																	1324
Yarmouth (I.O.W.) (YMH)	d																	
Lymington Pier (LYP)	a																	
Lymington Pier (LYP)	d																	1327
Lymington Town (LYT)	d																	1329
Brockenhurst (BCU)	3 a																	1343
Brockenhurst (BCU)	3 d																	1344
Beaulieu Road (BEU)	d																	
Ashurst New Forest (ANF)	d																	
Totton (TTN)	d																	
Redbridge (RDB)	d																	
Millbrook (Hants) (MBK)	d																	
Southampton Central (SOU)	a																	
Southampton Central (SOU)	d																	
St Denys (SDN)	d																	
Swaythling (SWG)	d																	
Southampton Airport Parkwy (SOA)	← d																	
Portsmouth Harbour (PMH)	d																	
Portsmouth & Southsea (PMS)	d																	
Fratton (FTN)	d																	
Hilsea (HLS)	d																	
Cosham (CSA)	d																	
Portchester (PTC)	d																	
Fareham (FRM)	d																	
Botley (BOE)	d																	
Hedge End (HDE)	d																	
Eastleigh (ESL)	3 a																	
Eastleigh (ESL)	3 d																	
Chandlers Ford (CFR)	d																	
Romsey (ROM)	a																	
Shawford (SHW)	d																	
Winchester (WIN)	d																	
Micheldever (MIC)	d																	
Basingstoke (BSK)	a																	
Reading (RDG)	7 a																	
Fleet (FLE)	a																	
Farnborough (Main) (FNB)	a																	
Woking (WOK)	a																	
Clapham Junction (CLJ)	10 a																	
London Waterloo (WAT)	15 a																	

NOTES (see introductory pages for explanation of train operator codes and standard symbols)

- a Arrival time
- d Departure time
- E From Salisbury, see table 156
- G To Gloucester, see table 133

Weymouth, Bournemouth, Yarmouth (IOW), Lymington, Southampton, Portsmouth and Fareham to Winchester and London

Saturdays

Operator	SW 2B48	XC 1M54 C	SN 1Y65 H	SW	SW 1J32	SW 1W20	GW 2V68 G	SW 1T50	SW 2R50 E	SW 2B52	SW 1J34	SW 2W62	SW 1W62	SW 2B52	SW	SW 1J36	SW 1W22
Train ID	□	□◇ ⌘	□	☞	□	□	□	□	□	□	□	□	□	□	☞	□	□
Days of operation/Notes																	
1st Class/Reservations/Bus/Ferry																	
Catering facilities																	
Weymouth (WEY)	d					1303	1310						1320				1403
Upwey (UPW)	d						1315						1324				
Dorchester West (DCW)	a						1323										
Dorchester South (DCH)	d					1313							1333				1413
Moreton (Dorset) (MTN)	d												1339				
Wool (WOO)	d												1345				
Wareham (WRM)	d					1328							1353				1428
Holton Heath (HOL)	d												1356				
Hamworthy (HAM)	d					1335							1401				1435
Poole (POO)	4 a					1339							1406				1439
Poole (POO)	4 d					1340						1400	1407				1440
Parkstone (Dorset) (PKS)	d					1344						1404					1444
Branksome (BSM)	d					1348						1408					1448
Bournemouth (BMH)	a					1354						1413	1417				1454
Bournemouth (BMH)	d		1345			1359				1402		1422					1459
Pokesdown (POK)	d									1406		1426					
Christchurch (CHR)	d									1410		1430					
Hinton Admiral (HNA)	d									1415							
New Milton (NWM)	d									1419		1437					
Sway (SWY)	d									1424							
Yarmouth (I.O.W.) (YMH)	☞ d				1305											1405	
Lymington Pier (LYP)	☞ a				1345											1445	
Lymington Pier (LYP)	d				1357						1427					1457	
Lymington Town (LYT)	d				1359						1429					1459	
Brockenhurst (BCU)	3 a				1407	1413				1429	1437	1443				1507	1513
Brockenhurst (BCU)	3 d					1414				1430	1437	1444					1514
Beaulieu Road (BEU)	d									1435							
Ashurst New Forest (ANF)	d									1439							
Totton (TTN)	d									1444							
Redbridge (RDB)	d									1427							
Millbrook (Hants) (MBK)	d									1431							
Southampton Central (SOU)	a		1413			1428				1434	1453		1458				1528
Southampton Central (SOU)	d		1415	1426		1430				1435	1455		1500				1530
St Denys (SDN)	d									1440							
Swaythling (SWG)	d									1443							
Southampton Airport Parkway (SOA)	↔ d		1423	1434		1438				1446	1503		1508				1538
Portsmouth Harbour (PMH)	☞ d							1359									
Portsmouth & Southsea (PMS)	d							1404									
Fratton (FTN)	d							1408									
Hilsea (HLS)	d							1412									
Cosham (CSA)	d							1417									
Portchester (PTC)	d							1422									
Fareham (FRM)	d							1428									
Botley (BOE)	d							1435									
Hedge End (HDE)	d							1440									
Eastleigh (ESL)	3 a	←		1437				1446	1450	1506				←			
Eastleigh (ESL)	3 d	1414						1448	1450	1514				1514			
Chandlers Ford (CFR)	d								1455								
Romsey (ROM)	a								1503								
Shawford (SHW)	d	1419													1519		
Winchester (WIN)	d	1424a	1431			1448		1456					1518	1524a			1548
Micheldever (MIC)	d							1506									
Basingstoke (BSK)	a		1446					1516					1534				
Reading (RDG)	7 a		1506														
Fleet (FLE)	a							1527									
Farnborough (Main) (FNB)	a							1533									
Woking (WOK)	a					1520		1543									1620
Clapham Junction (CLJ)	10 a												1612				
London Waterloo (WAT)	↔ 15 a					1549		1612					1621				1649

NOTES (see introductory pages for explanation of train operator codes and standard symbols)

- a Arrival time
- d Departure time
- C To Manchester Piccadilly, see table 050
- E From Salisbury, see table 156
- G To Gloucester, see table 133
- H To Brighton, see table 178

Weymouth, Bournemouth, Yarmouth (IOW), Lymington, Southampton, Portsmouth and Fareham to Winchester and London

Saturdays









Operator	SW 1T54	SW 2R54 E	SW 2B56	SW 1J38	SW 2W64	SW 1W64	SW 2B56	GW 2V72 G	XC 1M62 C	SW	SW 1J40	SW 1W24	SW 1T58	SW 2R58 E	SW 2B60	SW 1J42	
Train ID																	
Days of operation/Notes																	
1st Class/Reservations/Bus/Ferry																	
Catering facilities																	
Weymouth (WEY)	d					1420		1455				1503					
Upwey (UPW)	d					1424		1500									
Dorchester West (DCW)	a							1508									
Dorchester South (DCH)	d					1433						1513					
Moreton (Dorset) (MTN)	d					1439											
Wool (WOO)	d					1445											
Wareham (WRM)	d					1453						1528					
Holton Heath (HOL)	d					1456											
Hamworthy (HAM)	d					1501						1535					
Poole (POO)	4 a					1506						1539					
Poole (POO)	4 d					1500	1507					1540					
Parkstone (Dorset) (PKS)	d					1504						1544					
Branksome (BSM)	d					1508						1548					
Bournemouth (BMH)	a					1513	1517					1554					
Bournemouth (BMH)	d		1502			1522			1545			1559			1602		
Pokesdown (POK)	d		1506			1526									1606		
Christchurch (CHR)	d		1510			1530									1610		
Hinton Admiral (HNA)	d		1515												1615		
New Milton (NWM)	d		1519			1537									1619		
Sway (SWY)	d		1524												1624		
Yarmouth (I.O.W.) (YMH)	d									1505							
Lymington Pier (LYP)	a									1545							
Lymington Pier (LYP)	d				1527						1557						1627
Lymington Town (LYT)	d				1529						1559						1629
Brockenhurst (BCU)	3 a		1529		1537	1543					1607	1613			1629		1637
Brockenhurst (BCU)	3 d		1530			1544						1614			1630		
Beaulieu Road (BEU)	d														1635		
Ashurst New Forest (ANF)	d														1639		
Totton (TTN)	d		1544												1644		
Redbridge (RDB)	d		1527												1627		
Millbrook (Hants) (MBK)	d		1531												1631		
Southampton Central (SOU)	a		1534	1552		1558			1613			1628			1634	1652	
Southampton Central (SOU)	d		1535	1555		1600			1615			1630			1635	1655	
St Denys (SDN)	d		1540												1640		
Swaythling (SWG)	d		1543												1643		
Southampton Airport Parkway (SOA)	4 a		1546	1603		1608			1623			1638			1646	1703	
Portsmouth Harbour (PMH)	d	1459											1559				
Portsmouth & Southsea (PMS)	d	1504											1604				
Fratton (FTN)	d	1508											1608				
Hilsea (HLS)	d	1512											1612				
Cosham (CSA)	d	1517											1617				
Portchester (PTC)	d	1522											1622				
Fareham (FRM)	d	1528											1628				
Botley (BOE)	d	1535											1635				
Hedge End (HDE)	d	1540											1640				
Eastleigh (ESL)	3 a	1546	1550	1606									1646	1650	1706		
Eastleigh (ESL)	3 d	1547	1550	1614			1614						1647	1650	1714		
Chandlers Ford (CFR)	d		1555											1655			
Romsey (ROM)	a		1603											1703			
Shawford (SHW)	d						1620										
Winchester (WIN)	d	1556				1618	1625a		1631			1648	1656				
Micheldever (MIC)	d	1605											1705				
Basingstoke (BSK)	a	1615				1634			1646				1715				
Reading (RDG)	7 a								1706								
Fleet (FLE)	a	1626											1726				
Farnborough (Main) (FNB)	a	1632											1732				
Woking (WOK)	a	1642										1720	1742				
Clapham Junction (CLJ)	10 a					1711											
London Waterloo (WAT)	15 a	1708				1720						1749	1809				

NOTES (see introductory pages for explanation of train operator codes and standard symbols)

- a Arrival time
- d Departure time
- C To Manchester Piccadilly, see table 050
- E From Salisbury, see table 156
- G To Gloucester, see table 133

Weymouth, Bournemouth, Yarmouth (IOW), Lymington, Southampton, Portsmouth and Fareham to Winchester and London

Saturdays

Operator Train ID Days of operation/Notes 1st Class/Reservations/Bus/Ferry Catering facilities	SW	SW	SW	SW	SW	SW	SW	SW	SW	SW	SW	SW	SW	SW	SW	XC	SW	SW
	2W66	1W66	2B60		1J44	1W26	1T62	2R62 E	2B62	2B64	1J46	2W68	1W68	2B64	1M70 C		1J48	
Weymouth (WEY)	d	1520				1603							1620					
Upwey (UPW)	d	1524											1624					
Dorchester West (DCW)	a																	
Dorchester South (DCH)	d	1533				1613							1633					
Moreton (Dorset) (MTN)	d	1539											1639					
Wool (WOO)	d	1545											1645					
Wareham (WRM)	d	1553				1628							1653					
Holton Heath (HOL)	d	1556											1656					
Hamworthy (HAM)	d	1601				1635							1701					
Poole (POO)	4 a	1606				1639							1706					
Poole (POO)	4 d	1600	1607			1640						1700	1707					
Parkstone (Dorset) (PKS)	d	1604				1644						1704						
Branksome (BSM)	d	1608				1648						1708						
Bournemouth (BMH)	a	1613	1617			1654						1713	1717					
Bournemouth (BMH)	d	1622				1659				1702		1722		1745				
Pokesdown (POK)	d	1626								1706		1726						
Christchurch (CHR)	d	1630								1710		1730						
Hinton Admiral (HNA)	d									1715								
New Milton (NWM)	d	1637								1719		1737						
Sway (SWY)	d									1724								
Yarmouth (I.O.W.) (YMH)	 d				1605												1705	
Lymington Pier (LYP)	 a				1645												1745	
Lymington Pier (LYP)	d				1657					1727								1757
Lymington Town (LYT)	d				1659					1729								1759
Brockenhurst (BCU)	3 a	1643				1713				1729	1737	1743						1807
Brockenhurst (BCU)	3 d	1644				1714				1730		1744						
Beaulieu Road (BEU)	d																	
Ashurst New Forest (ANF)	d									1739								
Totton (TTN)	d									1744								
Redbridge (RDB)	d									1727								
Millbrook (Hants) (MBK)	d									1731								
Southampton Central (SOU)	a	1658				1728				1733	1752	1758		1813				
Southampton Central (SOU)	d	1700				1730				1735	1741	1755	1800	1815				
St Denys (SDN)	d									1740	1746							
Swaythling (SWG)	d									1743	1749							
Southampton Airport Parkway (SOA)	 d	1708				1738				1746	1752	1803	1808	1823				
Portsmouth Harbour (PMH)	 d						1659											
Portsmouth & Southsea (PMS)	d						1704											
Fratton (FTN)	d						1708											
Hilsea (HLS)	d						1712											
Cosham (CSA)	d						1717											
Portchester (PTC)	d						1722											
Fareham (FRM)	d						1728											
Botley (BOE)	d						1735											
Hedge End (HDE)	d						1740											
Eastleigh (ESL)	3 a						1746	1750	1756	1806								
Eastleigh (ESL)	3 d		1714				1747	1750	1759	1814			1814					
Chandlers Ford (CFR)	d							1755										
Romsey (ROM)	a							1803										
Shawford (SHW)	d		1719							1804				1819				
Winchester (WIN)	d	1718	1724a			1748	1756			1810		1818	1824a	1831				
Micheldever (MIC)	d						1805			1819								
Basingstoke (BSK)	a	1734					1815			1829		1834		1846				
Reading (RDG)	7 a													1906				
Fleet (FLE)	a						1826											
Farnborough (Main) (FNB)	a						1832											
Woking (WOK)	a					1820	1842											
Clapham Junction (CLJ)	10 a	1811										1911						
London Waterloo (WAT)	 15 a	1820				1849	1909					1920						

NOTES (see introductory pages for explanation of train operator codes and standard symbols)

- a Arrival time
d Departure time
C To Manchester Piccadilly, see table 050
E From Salisbury, see table 156

Weymouth, Bournemouth, Yarmouth (IOW), Lymington, Southampton, Portsmouth and Fareham to Winchester and London

Saturdays

Operator Train ID Days of operation/Notes 1st Class/Reservations/Bus/Ferry	SW	SW	SW	SW	SW	SW	SW	SW	SW	GW	SW	SW	SW	SW	SW	SW	SW
	1W28	1T66	2R66 E	2B68	1J50	2W70	1W70	2B68	2V96 F		1J52	1W30	1T70	2R70 E	2B72	1J54	
Weymouth (WEY)	d	1703						1720		1728				1803			
Upwey (UPW)	d							1724		1733							
Dorchester West (DCW)	a									1741							
Dorchester South (DCH)	d	1713						1733					1813				
Moreton (Dorset) (MTN)	d							1739									
Wool (WOO)	d							1745									
Wareham (WRM)	d	1728						1753					1828				
Holton Heath (HOL)	d							1756									
Hamworthy (HAM)	d	1735						1801					1835				
Poole (POO)	4 a	1739						1806					1839				
Poole (POO)	4 d	1740						1800 1807					1840				
Parkstone (Dorset) (PKS)	d	1744						1804					1844				
Branksome (BSM)	d	1748						1808					1848				
Bournemouth (BMH)	a	1754						1813 1817					1854				
Bournemouth (BMH)	d	1759			1802			1822					1859			1902	
Pokesdown (POK)	d				1806			1826								1906	
Christchurch (CHR)	d				1810			1830								1910	
Hinton Admiral (HNA)	d				1815											1915	
New Milton (NWM)	d				1819			1837								1919	
Sway (SWY)	d				1824											1924	
Yarmouth (I.O.W.) (YMH)	d									1805							
Lymington Pier (LYP)	a									1845							
Lymington Pier (LYP)	d						1827					1857					1927
Lymington Town (LYT)	d						1829					1859					1929
Brockenhurst (BCU)	3 a	1813			1829		1837	1843				1907	1913		1929	1937	
Brockenhurst (BCU)	3 d	1814			1830			1844					1914		1930		
Beaulieu Road (BEU)	d				1835												
Ashurst New Forest (ANF)	d				1839										1939		
Totton (TTN)	d				1844										1944		
Redbridge (RDB)	d				1827										1927		
Millbrook (Hants) (MBK)	d				1831										1931		
Southampton Central (SOU)	a	1828			1834	1852		1858					1928	1934	1952		
Southampton Central (SOU)	d	1830			1835	1855		1900					1930		1935	1955	
St Denys (SDN)	d				1840										1940		
Swaythling (SWG)	d				1843										1943		
Southampton Airport Parkway (SOA)	← d	1838			1846	1903		1908					1938		1946	2003	
Portsmouth Harbour (PMH)	d		1759											1859			
Portsmouth & Southsea (PMS)	d		1804											1904			
Fratton (FTN)	d		1808											1908			
Hilsea (HLS)	d		1812											1912			
Cosham (CSA)	d		1817											1917			
Portchester (PTC)	d		1822											1922			
Fareham (FRM)	d		1828											1928			
Botley (BOE)	d		1835											1935			
Hedge End (HDE)	d		1840											1940			
Eastleigh (ESL)	3 a		1846	1850	1906				←					1946	1950	2006	
Eastleigh (ESL)	3 d		1847	1850	1914				1914					1947	1950	2014	
Chandlers Ford (CFR)	d			1855	→									1955	→		
Romsey (ROM)	a			1903										2003			
Shawford (SHW)	d								1919								
Winchester (WIN)	d	1848	1856					1918	1924a				1948	1956			
Micheldever (MIC)	d		1905											2005			
Basingstoke (BSK)	a		1915					1934						2015			
Reading (RDG)	7 a																
Fleet (FLE)	a		1926												2026		
Farnborough (Main) (FNB)	a		1932												2032		
Woking (WOK)	a	1920	1942										2020	2042			
Clapham Junction (CLJ)	10 a							2011									
London Waterloo (WAT)	⊕ 15 a	1949	2011					2020						2051	2109		

NOTES (see introductory pages for explanation of train operator codes and standard symbols)

- a Arrival time
- d Departure time
- E From Salisbury, see table 156
- F To Bristol Temple Meads, see table 133

Weymouth, Bournemouth, Yarmouth (IOW), Lymington, Southampton, Portsmouth and Fareham to Winchester and London

Saturdays

Operator	SW	SW	SW	XC	SW	SW	SW	SW	SW	SW	SW	SW	SW	SW	SW	SW	SW
Train ID	2W72	1W72	2B72	1M78	J	1J56	1W32	2T62	2R74	2B76	1J58	2W74	1W74	2B76	1J60	1B78	
Days of operation/Notes	□	□	□	□◇	⚓	□	□	□	□	□	□	□	□	□	□	□	
1st Class/Reservations/Bus/Ferry	□	□	□	□◇	⚓	□	□	□	□	□	□	□	□	□	□	□	
Weymouth (WEY)	d	1820					1903						1920				
Upwey (UPW)	d	1824											1924				
Dorchester West (DCW)	a																
Dorchester South (DCH)	d	1833					1913						1933				
Moreton (Dorset) (MTN)	d	1839											1939				
Wool (WOO)	d	1845											1945				
Wareham (WRM)	d	1853					1928						1953				
Holton Heath (HOL)	d	1856											1956				
Hamworthy (HAM)	d	1901					1935						2001				
Poole (POO)	4 a	1906					1939						2006				
Poole (POO)	4 d	1900	1907				1940					2000	2007			2040	
Parkstone (Dorset) (PKS)	d	1904					1944					2004				2044	
Branksome (BSM)	d	1908					1948					2008				2048	
Bournemouth (BMH)	a	1913	1917				1954					2013	2017			2054	
Bournemouth (BMH)	d	1922		1945			1959			2002		2022				2059	
Pokesdown (POK)	d	1926								2006		2026					
Christchurch (CHR)	d	1930								2010		2030					
Hinton Admiral (HNA)	d									2015							
New Milton (NWM)	d	1937								2019		2037					
Sway (SWY)	d									2024							
Yarmouth (I.O.W.) (YMH)	⚓ d				1905										2005		
Lymington Pier (LYP)	⚓ a				1945										2045		
Lymington Pier (LYP)	d					1957					2027					2057	
Lymington Town (LYT)	d					1959					2029					2059	
Brockenhurst (BCU)	3 a	1943		1959		2007	2013			2029	2037	2043				2107	2113
Brockenhurst (BCU)	3 d	1944		2000			2014			2030		2044					2114
Beaulieu Road (BEU)	d									2035							
Ashurst New Forest (ANF)	d									2039							
Totton (TTN)	d									2044							
Redbridge (RDB)	d									2027							
Millbrook (Hants) (MBK)	d									2031							
Southampton Central (SOU)	a	1958		2013			2028		2034	2053		2058					2128
Southampton Central (SOU)	d	2000		2015			2030		2035	2055		2100					2130
St Denys (SDN)	d								2040								
Swaythling (SWG)	d								2043								
Southampton Airport Parkway (SOA)	← d	2008		2023			2038		2046	2103		2108					2138
Portsmouth Harbour (PMH)	⚓ d						1959										
Portsmouth & Southsea (PMS)	d						2004										
Fratton (FTN)	d						2008										
Hilsea (HLS)	d						2012										
Cosham (CSA)	d						2017										
Portchester (PTC)	d						2022										
Fareham (FRM)	d						2028										
Botley (BOE)	d						2035										
Hedge End (HDE)	d						2040										
Eastleigh (ESL)	3 a			←			2046	2050	2106					←			
Eastleigh (ESL)	3 d		2014				2047	2050	2114				2114				
Chandlers Ford (CFR)	d							2055	←								
Romsey (ROM)	a							2103									
Shawford (SHW)	d		2019												2119		
Winchester (WIN)	d	2018	2024a	2032			2048	2056				2118	2124a				2148
Micheldever (MIC)	d							2105									
Basingstoke (BSK)	a	2034		2047				2118				2134					
Reading (RDG)	7 a			2106													
Fleet (FLE)	a							2140									
Farnborough (Main) (FNB)	a							2145									
Woking (WOK)	a						2120	2158				2154					2219
Clapham Junction (CLJ)	10 a	2111										2214					
London Waterloo (WAT)	⊕ 15 a	2120					2149	2239				2223					2249

NOTES (see introductory pages for explanation of train operator codes and standard symbols)

- a Arrival time
- d Departure time
- E From Salisbury, see table 156
- J To Birmingham New Street, see table 050
- K Also calls at Hook 2131, Winchfield 2135, Brookwood 2153, Weybridge 2205, Walton-On-Thames 2209 and Surbiton 2216

Weymouth, Bournemouth, Yarmouth (IOW), Lymington, Southampton, Portsmouth and Fareham to Winchester and London

Saturdays

Operator	SW	SW	GW	SW	SW	GW	SW	SW	SW	SW	SW	SW	SW	SW	SW	SW	SW
Train ID	2T64	2R78	2M95	1J62	1W78	2V98	2T66	1W82		1J64	2R82	2B84	1J66	2W84	2T68	2W86	
Days of operation/Notes	L	E	M			F					E	N					
1st Class/Reservations/Bus/Ferry	□	□		□	□		□	□	☞	□	□	□	□	□	□	□	
Weymouth (WEY)	d				2010	2020		2058						2210		2310	
Upwey (UPW)	d				2014	2025		2102						2214		2314	
Dorchester West (DCW)	a					2033											
Dorchester South (DCH)	d				2022			2110						2222		2322	
Moreton (Dorset) (MTN)	d				2028			2116						2228		2328	
Wool (WOO)	d				2034			2122						2234		2334	
Wareham (WRM)	d				2042			2130						2242		2342	
Holton Heath (HOL)	d																
Hamworthy (HAM)	d				2048			2136						2248		2348	
Poole (POO)	4 a				2053			2141						2253		2353	
Poole (POO)	4 d				2054			2142				2154		2254		2354	
Parkstone (Dorset) (PKS)	d				2058			2146				2158		2258			
Branksome (BSM)	d				2101			2149				2201		2301			
Bournemouth (BMH)	a				2107			2155				2207		2307		0003	
Bournemouth (BMH)	d				2112			2159				2212		2312			
Pokesdown (POK)	d				2116							2216		2316			
Christchurch (CHR)	d				2120							2220		2320			
Hinton Admiral (HNA)	d				2125							2225		2325			
New Milton (NWM)	d				2129							2229		2329			
Sway (SWY)	d				2134							2234		2334			
Yarmouth (I.O.W.) (YMH)	d								2100								
Lymington Pier (LYP)	a								2140								
Lymington Pier (LYP)	d				2127					2203			2236				
Lymington Town (LYT)	d				2129					2205			2238				
Brockenhurst (BCU)	3 a				2137	2138		2213		2213		2238	2246	2338			
Brockenhurst (BCU)	3 d					2139		2214				2239		2339			
Beaulieu Road (BEU)	d																
Ashurst New Forest (ANF)	d				2147							2247		2347			
Totton (TTN)	d				2152							2252		2352			
Redbridge (RDB)	d		2127									2227					
Millbrook (Hants) (MBK)	d		2131									2231					
Southampton Central (SOU)	a		2134		2157			2228				2234	2257	2357			
Southampton Central (SOU)	d		2135		2200			2230				2235	2300	2359			
St Denys (SDN)	d		2140									2240		0004			
Swaythling (SWG)	d		2143									2243		0007			
Southampton Airport Parkway (SOA)	← d		2146		2208			2238				2246	2308	0010			
Portsmouth Harbour (PMH)	☞ d	2059		2123				2154								2324	
Portsmouth & Southsea (PMS)	d	2104		2127				2159								2328	
Fratton (FTN)	d	2108		2131				2203								2332	
Hilsea (HLS)	d	2112						2207								2336	
Cosham (CSA)	d	2117						2212								2342	
Portchester (PTC)	d	2122						2217								2347	
Fareham (FRM)	d	2128		2146				2223								2353	
Botley (BOE)	d	2135						2230								2359	
Hedge End (HDE)	d	2140						2235								0005	
Eastleigh (ESL)	3 a	2146	2150	2200		2211		2241	2242			2250	2311	0014	0011		
Eastleigh (ESL)	3 d	2147	2150			2212			2247			2250	2312		0018		
Chandlers Ford (CFR)	d		2155									2255					
Romsey (ROM)	a		2203									2303					
Shawford (SHW)	d				2217								2319				
Winchester (WIN)	d	2156			2223			2256					2325		0028a		
Micheldever (MIC)	d	2205											2333				
Basingstoke (BSK)	a	2215			2239			2312					2343				
Reading (RDG)	7 a																
Fleet (FLE)	a	2240											0001				
Farnborough (Main) (FNB)	a	2245											0006				
Woking (WOK)	a	2258			2259			2332					0018				
Clapham Junction (CLJ)	10 a				2322			0002					0053				
London Waterloo (WAT)	☞ 15 a	2334			2331			0012					0104				

NOTES (see introductory pages for explanation of train operator codes and standard symbols)

- a Arrival time
- d Departure time
- E From Salisbury, see table 156
- F To Bristol Temple Meads, see table 133
- L Also calls at Hook 2231, Winchfield 2235, Brookwood 2253, Weybridge 2305, Walton-On-Thames 2309 and Surbiton 2316
- M To Westbury, see table 133
- N Also calls at Hook 2351, Winchfield 2355, Brookwood 0013, West Byfleet 0024, Weybridge 0029, Walton-On-Thames 0033, Surbiton 0039 and Wimbledon 0047

Weymouth, Bournemouth, Yarmouth (IOW), Lymington, Southampton, Portsmouth and Fareham to Winchester and London

Sundays

Operator Train ID Days of operation/Notes 1st Class/Reservations/Bus/Ferry Catering facilities	SW	SW	SW	SW	SW	SW	SW	SW	SW	SW	SW	XC	SW	GW	SW	SW
	2T68	2W84	1B20	1T24	1B24		1B26	2R28	1T28	1B28	2R28	1M34	1W28	1V76	2R32	
	□	□	□	□	□	☞	□	A □	□	□	A □	□◇ ☞	□	C	A □	☞
Weymouth (WEY)	d													0748	0801	
Upwey (UPW)	d													0752	0806	
Dorchester West (DCW)	a														0814	
Dorchester South (DCH)	d													0800		
Moreton (Dorset) (MTN)	d													0807		
Wool (WOO)	d													0813		
Wareham (WRM)	d													0820		
Holton Heath (HOL)	d															
Hamworthy (HAM)	d													0827		
Poole (POO)	4 a													0831		
Poole (POO)	4 d						0720			0750				0832		
Parkstone (Dorset) (PKS)	d						0724			0754				0836		
Branksome (BSM)	d						0727			0757				0840		
Bournemouth (BMH)	a						0732			0802				0846		
Bournemouth (BMH)	d						0736			0806				0850		
Pokesdown (POK)	d						0740			0810						
Christchurch (CHR)	d						0744			0814						
Hinton Admiral (HNA)	d						0749			0819						
New Milton (NWM)	d						0753			0823			0901			
Sway (SWY)	d						0758			0828						
Yarmouth (I.O.W.) (YMH)	☞ d					0620										0800
Lymington Pier (LYP)	☞ a					0700										0840
Lymington Pier (LYP)	d															
Lymington Town (LYT)	d															
Brockenhurst (BCU)	3 a						0802			0832			0908			
Brockenhurst (BCU)	3 d						0803			0833			0909			
Beaulieu Road (BEU)	d									0839						
Ashurst New Forest (ANF)	d						0813			0843						
Totton (TTN)	d						0818			0848						
Redbridge (RDB)	d							0846								0939
Millbrook (Hants) (MBK)	d							0850								0943
Southampton Central (SOU)	a						0824	0852		0853	☞		0923			0945
Southampton Central (SOU)	d		0655		0755		0826	0859		0855	0859	0915	0925			0959
St Denys (SDN)	d	0004						☞			0904					☞
Swaythling (SWG)	d	0007									0907					
Southampton Airport Parkway (SOA)	☞ d	0010	0703		0803		0834			0903	0910	0923	0933			
Portsmouth Harbour (PMH)	☞ d			0717					0817							
Portsmouth & Southsea (PMS)	d			0722					0822							
Fratton (FTN)	d			0726					0826							
Hilsea (HLS)	d			0730					0830							
Cosham (CSA)	d			0735					0835							
Portchester (PTC)	d			0740					0840							
Fareham (FRM)	d			0746					0846							
Botley (BOE)	d			0753					0854							
Hedge End (HDE)	d	0005		0758					0858							
Eastleigh (ESL)	3 a	0011	0014	0707	0804	0807			0904	0907	0914					
Eastleigh (ESL)	3 d	0018		0711	0811				0911	0915						
Chandlers Ford (CFR)	d									0920						
Romsey (ROM)	a									0928						
Shawford (SHW)	d			0717	0817				0917							
Winchester (WIN)	d	0028a		0723	0823		0843		0923		0931	0942				
Micheldever (MIC)	d			0732	0832				0932							
Basingstoke (BSK)	a			0742	0844		0901		0942		0946	0958				
Reading (RDG)	7 a										1006					
Fleet (FLE)	a						0913									
Farnborough (Main) (FNB)	a						0918									
Woking (WOK)	a			0802	0903		0928		1002			1019				
Clapham Junction (CLJ)	10 a			0832	0929		0959		1029			1041				
London Waterloo (WAT)	☞ 15 a			0846	0943		1011		1043			1053				

NOTES (see introductory pages for explanation of train operator codes and standard symbols)

- a Arrival time
- d Departure time
- A From Salisbury, see table 156
- B To Manchester Piccadilly, see table 050
- C Runs from 2 April. To Cardiff Central, see table 133

Weymouth, Bournemouth, Yarmouth (IOW), Lymington, Southampton, Portsmouth and Fareham to Winchester and London

Sundays

Operator Train ID Days of operation/Notes 1st Class/Reservations/Bus/Ferry Catering facilities	SW	SW	SW	SW	SW	XC	SW	SW	SW	SW	SW	SW	SW	SW	SW	SW
	1J14	1T32	1B32	2R32 A	1J16	1M38 B ◇ ⚓	1W32	2R36 A	⚓	1J18	1T36	1B36	2R36 A	1J20	1W36	2R40 A
Weymouth (WEY)	d						0848								0948	
Upwey (UPW)	d						0852								0952	
Dorchester West (DCW)	a															
Dorchester South (DCH)	d						0900								1000	
Moreton (Dorset) (MTN)	d						0907								1007	
Wool (WOO)	d						0913								1013	
Wareham (WRM)	d						0920								1020	
Holton Heath (HOL)	d															
Hamworthy (HAM)	d						0927								1027	
Poole (POO)	4 a						0931								1031	
Poole (POO)	4 d			0855			0932					0955			1032	
Parkstone (Dorset) (PKS)	d						0936								1037	
Branksome (BSM)	d						0940								1041	
Bournemouth (BMH)	a			0904			0946					1004			1047	
Bournemouth (BMH)	d			0906		0940	0951					1006			1050	
Pokesdown (POK)	d			0910								1010				
Christchurch (CHR)	d			0914								1014				
Hinton Admiral (HNA)	d			0919								1019				
New Milton (NWM)	d			0923			1002					1023			1101	
Sway (SWY)	d			0928								1028				
Yarmouth (I.O.W.) (YMH)	⚓ d								0905							
Lymington Pier (LYP)	⚓ a								0945							
Lymington Pier (LYP)	d	0914				0944				1014				1044		
Lymington Town (LYT)	d	0916				0946				1016				1046		
Brockenhurst (BCU)	3 a	0924		0932		0954	0954	1008		1024		1032		1054	1108	
Brockenhurst (BCU)	3 d			0933			0955	1009				1033			1109	
Beaulieu Road (BEU)	d			0939								1039				
Ashurst New Forest (ANF)	d			0943								1043				
Totton (TTN)	d			0948								1048				
Redbridge (RDB)	d								1039							1139
Millbrook (Hants) (MBK)	d								1043							1143
Southampton Central (SOU)	a			0953	←		1008	1023	1045			1053	←		1123	1145
Southampton Central (SOU)	d			0955	0959		1015	1025	1059			1055	1059		1125	1159
St Denys (SDN)	d			1004					→				1104			→
Swaythling (SWG)	d			1007									1107			
Southampton Airport Parkway (SOA)	← d			1003	1010		1023	1033				1103	1110		1133	
Portsmouth Harbour (PMH)	⚓ d			0917								1017				
Portsmouth & Southsea (PMS)	d			0922								1022				
Fratton (FTN)	d			0926								1026				
Hilsea (HLS)	d			0930								1030				
Cosham (CSA)	d			0935								1035				
Portchester (PTC)	d			0940								1040				
Fareham (FRM)	d			0946								1046				
Botley (BOE)	d			0953								1053				
Hedge End (HDE)	d			0958								1058				
Eastleigh (ESL)	3 a			1004	1007	1014						1104	1107	1114		
Eastleigh (ESL)	3 d			1011		1015						1111		1115		
Chandlers Ford (CFR)	d					1020								1120		
Romsey (ROM)	a					1028								1128		
Shawford (SHW)	d			1017								1117				
Winchester (WIN)	d			1023			1031	1042				1123			1142	
Micheldever (MIC)	d			1032								1132				
Basingstoke (BSK)	a			1042			1046	1058				1142			1158	
Reading (RDG)	7 a						1106									
Fleet (FLE)	a															
Farnborough (Main) (FNB)	a															
Woking (WOK)	a			1102				1118				1203			1218	
Clapham Junction (CLJ)	10 a			1129				1141				1227			1239	
London Waterloo (WAT)	⚓ 15 a			1141				1154				1237			1249	

NOTES (see introductory pages for explanation of train operator codes and standard symbols)

- a Arrival time
- d Departure time
- A From Salisbury, see table 156
- B To Manchester Piccadilly, see table 050

Weymouth, Bournemouth, Yarmouth (IOW), Lymington, Southampton, Portsmouth and Fareham to Winchester and London

Sundays










Operator	SW	SW	SW	SW	SW	XC	SW	SW	GW	SW	SW	SW	SW	SW	SW	SW
Train ID	1J22	1T40	1B40	2R40	1M46	1J24	1W40	2V79	2R44	1J26	1T44	1B44	2R44	1J28		
Days of operation/Notes																
1st Class/Reservations/Bus/Ferry	☞	☞	☞	☞	☞	☞	☞	☞	☞	☞	☞	☞	☞	☞	☞	☞
Catering facilities	☞	☞	☞	☞	☞	☞	☞	☞	☞	☞	☞	☞	☞	☞	☞	☞
Weymouth (WEY)	d						1048	1101								
Upwey (UPW)	d						1052	1106								
Dorchester West (DCW)	a							1114								
Dorchester South (DCH)	d						1100									
Moreton (Dorset) (MTN)	d						1107									
Wool (WOO)	d						1113									
Wareham (WRM)	d						1120									
Holton Heath (HOL)	d															
Hamworthy (HAM)	d						1127									
Poole (POO)	4 a						1131									
Poole (POO)	4 d			1055			1132						1155			
Parkstone (Dorset) (PKS)	d						1136									
Branksome (BSM)	d						1140									
Bournemouth (BMH)	a			1104			1146						1204			
Bournemouth (BMH)	d			1106		1140	1150						1206			
Pokesdown (POK)	d			1110									1210			
Christchurch (CHR)	d			1114									1214			
Hinton Admiral (HNA)	d			1119									1219			
New Milton (NWM)	d			1123			1201						1223			
Sway (SWY)	d			1128									1228			
Yarmouth (I.O.W.) (YMH)	☞ d	1005										1105				
Lymington Pier (LYP)	☞ a	1045										1145				
Lymington Pier (LYP)	d		1114				1144				1214				1244	
Lymington Town (LYT)	d		1116				1146				1216				1246	
Brockenhurst (BCU)	3 a		1124		1132		1154	1208			1224		1232		1254	
Brockenhurst (BCU)	3 d				1133			1209					1233			
Beaulieu Road (BEU)	d				1139								1239			
Ashurst New Forest (ANF)	d				1143								1243			
Totton (TTN)	d				1148								1248			
Redbridge (RDB)	d										1239					
Millbrook (Hants) (MBK)	d										1243					
Southampton Central (SOU)	a			1153	←	1208	1223				1245		1253	←		
Southampton Central (SOU)	d			1155	1159	1215	1225				1259		1255	1259		
St Denys (SDN)	d				1204						←			1304		
Swaythling (SWG)	d				1207									1307		
Southampton Airport Parkwy (SOA) ↔	d			1203	1210	1223	1233						1303	1310		
Portsmouth Harbour (PMH) ☞	d			1117									1217			
Portsmouth & Southsea (PMS)	d			1122									1222			
Fratton (FTN)	d			1126									1226			
Hilsea (HLS)	d			1130									1230			
Cosham (CSA)	d			1135									1235			
Portchester (PTC)	d			1140									1240			
Fareham (FRM)	d			1146									1246			
Botley (BOE)	d			1153									1253			
Hedge End (HDE)	d			1158									1258			
Eastleigh (ESL)	3 a			1204	1207	1214							1304	1307	1314	
Eastleigh (ESL)	3 d			1211	1215								1311	1315		
Chandlers Ford (CFR)	d				1220									1320		
Romsey (ROM)	a				1228									1328		
Shawford (SHW)	d			1217									1317			
Winchester (WIN)	d			1223		1231	1242						1323			
Micheldever (MIC)	d			1232									1332			
Basingstoke (BSK)	a			1242		1246	1258						1342			
Reading (RDG)	7 a					1306										
Fleet (FLE)	a															
Farnborough (Main) (FNB)	a															
Woking (WOK)	a			1302			1318						1402			
Clapham Junction (CLJ)	10 a			1327			1339						1427			
London Waterloo (WAT) ↻	15 a			1337			1349						1437			

NOTES (see introductory pages for explanation of train operator codes and standard symbols)

- a Arrival time
- d Departure time
- A From Salisbury, see table 156
- B To Manchester Piccadilly, see table 050
- D To Swindon, see table 133

Weymouth, Bournemouth, Yarmouth (IOW), Lymington, Southampton, Portsmouth and Fareham to Winchester and London

Sundays














Operator Train ID Days of operation/Notes 1st Class/Reservations/Bus/Ferry Catering facilities	SW	SW	SW	SW	SW	SW	SW	XC	SW	SW	SW	SW	SW	SW	SW	SW
	1W44	2R48 A		1J30	1T48	1B48	2R48 A	1M54 B	1J32	1W48	2R52 A		1J34	1T52	1B52	1T52
Weymouth (WEY)	d	1148								1248						
Upwey (UPW)	d	1152								1252						
Dorchester West (DCW)	a															
Dorchester South (DCH)	d	1200								1300						
Moreton (Dorset) (MTN)	d	1207								1307						
Wool (WOO)	d	1213								1313						
Wareham (WRM)	d	1220								1320						
Holton Heath (HOL)	d															
Hamworthy (HAM)	d	1227								1327						
Poole (POO)	4 a	1231								1331						
Poole (POO)	4 d	1232				1255				1332					1355	
Parkstone (Dorset) (PKS)	d	1236								1337						
Branksome (BSM)	d	1240								1341						
Bournemouth (BMH)	a	1246				1304				1347					1404	
Bournemouth (BMH)	d	1250				1306		1340		1350					1406	
Pokesdown (POK)	d					1310									1410	
Christchurch (CHR)	d					1314									1414	
Hinton Admiral (HNA)	d					1319									1419	
New Milton (NWM)	d	1301				1323				1401					1423	
Sway (SWY)	d					1328									1428	
Yarmouth (I.O.W.) (YMH)	 d			1205									1305			
Lymington Pier (LYP)	 a			1245									1345			
Lymington Pier (LYP)	d				1314				1344				1414			
Lymington Town (LYT)	d				1316				1346				1416			
Brockenhurst (BCU)	3 a	1308			1324				1354	1408			1424		1432	
Brockenhurst (BCU)	3 d	1309								1409					1433	
Beaulieu Road (BEU)	d														1439	
Ashurst New Forest (ANF)	d														1443	
Totton (TTN)	d														1448	
Redbridge (RDB)	d		1339										1439			
Millbrook (Hants) (MBK)	d		1343										1443			
Southampton Central (SOU)	a	1323	1346			1353		1408		1423	1445				1453	
Southampton Central (SOU)	d	1325	1359			1355	1359	1415		1425	1459				1455	
St Denys (SDN)	d						1404									
Swaythling (SWG)	d						1407									
Southampton Airport Parkway (SOA)	 d	1333				1403	1410	1423		1433					1503	
Portsmouth Harbour (PMH)	 d					1317									1417	
Portsmouth & Southsea (PMS)	d					1322									1422	
Fratton (FTN)	d					1326									1426	
Hilsea (HLS)	d					1330									1430	
Cosham (CSA)	d					1335									1435	
Portchester (PTC)	d					1340									1440	
Fareham (FRM)	d					1346									1446	
Botley (BOE)	d					1353									1453	
Hedge End (HDE)	d					1358									1458	
Eastleigh (ESL)	3 a					1404	1407	1414							1504	1506
Eastleigh (ESL)	3 d					1411	1415								1511	1507
Chandlers Ford (CFR)	d						1420									
Romsey (ROM)	a						1428									
Shawford (SHW)	d					1417										1517
Winchester (WIN)	d	1342				1423		1431		1442					1517	1523
Micheldever (MIC)	d					1432									1532	
Basingstoke (BSK)	a	1358				1443		1446		1458					1533	1542
Reading (RDG)	7 a							1506								
Fleet (FLE)	a															
Farnborough (Main) (FNB)	a															1557
Woking (WOK)	a	1418				1502				1518					1553	1608
Clapham Junction (CLJ)	10 a	1439				1527				1539					1614	1628
London Waterloo (WAT)	 15 a	1449				1537				1549					1624	1639

NOTES (see introductory pages for explanation of train operator codes and standard symbols)

- a Arrival time
- d Departure time
- A From Salisbury, see table 156
- B To Manchester Piccadilly, see table 050

Weymouth, Bournemouth, Yarmouth (IOW), Lymington, Southampton, Portsmouth and Fareham to Winchester and London

Sundays

Operator	SW 2R52	SW 1J36	SW 1W52	GW 2V83	SW 2R56	SW	SW 1J38	SW 1T56	SW 1B56	SW 1T56	SW 2R56	XC 1M62	SW 1J40	SW 1W56	SW 2R60	SW
Train ID	A			E	A						A	B			A	
Days of operation/Notes																
1st Class/Reservations/Bus/Ferry																
Catering facilities																
Weymouth (WEY)	d		1348	1410										1448		
Upwey (UPW)	d		1352	1415										1452		
Dorchester West (DCW)	a			1423												
Dorchester South (DCH)	d		1400											1500		
Moreton (Dorset) (MTN)	d		1407											1507		
Wool (WOO)	d		1413											1513		
Wareham (WRM)	d		1420											1520		
Holton Heath (HOL)	d															
Hamworthy (HAM)	d		1427											1527		
Poole (POO)	4 a		1431											1531		
Poole (POO)	4 d		1432						1455					1532		
Parkstone (Dorset) (PKS)	d		1437											1537		
Branksome (BSM)	d		1441											1541		
Bournemouth (BMH)	a		1447						1504					1547		
Bournemouth (BMH)	d		1450						1506			1540		1550		
Pokesdown (POK)	d								1510							
Christchurch (CHR)	d								1514							
Hinton Admiral (HNA)	d								1519							
New Milton (NWM)	d		1501						1523					1601		
Sway (SWY)	d								1528							
Yarmouth (I.O.W.) (YMH)	 d					1405										1505
Lymington Pier (LYP)	 a					1445										1545
Lymington Pier (LYP)	d		1444				1514						1544			
Lymington Town (LYT)	d		1446				1516						1546			
Brockenhurst (BCU)	3 a		1454	1508			1524			1532			1554	1608		
Brockenhurst (BCU)	3 d			1509						1533				1609		
Beaulieu Road (BEU)	d									1539						
Ashurst New Forest (ANF)	d									1543						
Totton (TTN)	d									1548						
Redbridge (RDB)	d															1639
Millbrook (Hants) (MBK)	d															1643
Southampton Central (SOU)	a			1523						1553			1609	1623	1645	
Southampton Central (SOU)	d	1459		1525						1555			1559	1615	1625	1659
St Denys (SDN)	d	1504											1604			
Swaythling (SWG)	d	1507											1607			
Southampton Airport Parkway (SOA)	 d	1510		1533						1603			1610	1623	1633	
Portsmouth Harbour (PMH)	 d									1517						
Portsmouth & Southsea (PMS)	d									1522						
Fratton (FTN)	d									1526						
Hilsea (HLS)	d									1530						
Cosham (CSA)	d									1535						
Portchester (PTC)	d									1540						
Fareham (FRM)	d									1546						
Botley (BOE)	d									1553						
Hedge End (HDE)	d									1558						
Eastleigh (ESL)	3 a	1514								1604	1606		1614			
Eastleigh (ESL)	3 d	1515								1611	1607	1611	1615			
Chandlers Ford (CFR)	d	1520											1620			
Romsey (ROM)	a	1528											1628			
Shawford (SHW)	d												1617			
Winchester (WIN)	d			1542						1617	1623		1631		1642	
Micheldever (MIC)	d										1632					
Basingstoke (BSK)	a			1558						1633	1642		1646		1658	
Reading (RDG)	7 a												1706			
Fleet (FLE)	a															
Farnborough (Main) (FNB)	a										1657					
Woking (WOK)	a			1618						1653	1708			1718		
Clapham Junction (CLJ)	10 a			1639						1714	1728			1739		
London Waterloo (WAT)	 15 a			1649						1724	1739			1749		

NOTES (see introductory pages for explanation of train operator codes and standard symbols)

- a Arrival time
- d Departure time
- A From Salisbury, see table 156
- B To Manchester Piccadilly, see table 050
- E To Bristol Temple Meads, see table 133

Weymouth, Bournemouth, Yarmouth (IOW), Lymington, Southampton, Portsmouth and Fareham to Winchester and London

Sundays

Operator	SW 1J42	SW 1T60	SW 1B60	SW 1T60	SW 2R60 A	SW 1J44	SW 1W60	GW 2V86 E	SW 2R64 A	SW 1J46	SW 1T64	SW 1B64	SW 1T64	SW 2R64 A	XC 1M70 B
Train ID	1	1	1	1	1	1	1	1	1	1	1	1	1	1	1
Days of operation/Notes	1	1	1	1	1	1	1	1	1	1	1	1	1	1	1
1st Class/Reservations/Bus/Ferry	1	1	1	1	1	1	1	1	1	1	1	1	1	1	1
Catering facilities	1	1	1	1	1	1	1	1	1	1	1	1	1	1	1
Weymouth (WEY)	d						1548	1610							
Upwey (UPW)	d						1552	1615							
Dorchester West (DCW)	a							1622							
Dorchester South (DCH)	d						1600								
Moreton (Dorset) (MTN)	d						1607								
Wool (WOO)	d						1613								
Wareham (WRM)	d						1620								
Holton Heath (HOL)	d														
Hamworthy (HAM)	d						1627								
Poole (POO)	4 a						1631								
Poole (POO)	4 d		1555				1632					1655			
Parkstone (Dorset) (PKS)	d						1637								
Branksome (BSM)	d						1641								
Bournemouth (BMH)	a		1604				1647					1704			
Bournemouth (BMH)	d		1606				1650					1706			1740
Pokesdown (POK)	d		1610									1710			
Christchurch (CHR)	d		1614									1714			
Hinton Admiral (HNA)	d		1619									1719			
New Milton (NWM)	d		1623				1701					1723			
Sway (SWY)	d		1628									1728			
Yarmouth (I.O.W.) (YMH)	d									1605					
Lymington Pier (LYP)	a									1645					
Lymington Pier (LYP)	d	1614					1644				1714				
Lymington Town (LYT)	d	1616					1646				1716				
Brockenhurst (BCU)	3 a	1624		1632			1654	1708			1724		1732		1754
Brockenhurst (BCU)	3 d			1633				1709					1733		1755
Beaulieu Road (BEU)	d			1639									1739		
Ashurst New Forest (ANF)	d			1643									1743		
Totton (TTN)	d			1648									1748		
Redbridge (RDB)	d									1739					
Millbrook (Hants) (MBK)	d									1743					
Southampton Central (SOU)	a		1653		←		1723			1745		1753		←	1810
Southampton Central (SOU)	d		1655		1659		1725			1759		1755		1759	1815
St Denys (SDN)	d				1704					←				1804	
Swaythling (SWG)	d				1707									1807	
Southampton Airport Parkway (SOA)	← d		1703		1710		1733					1803		1810	1823
Portsmouth Harbour (PMH)	d	1617										1717			
Portsmouth & Southsea (PMS)	d	1622										1722			
Fratton (FTN)	d	1626										1726			
Hilsea (HLS)	d	1630										1730			
Cosham (CSA)	d	1635										1735			
Portchester (PTC)	d	1640										1740			
Fareham (FRM)	d	1646										1746			
Botley (BOE)	d	1653										1753			
Hedge End (HDE)	d	1658										1758			
Eastleigh (ESL)	3 a	1704	1706	←	1714							1804	1806	←	1814
Eastleigh (ESL)	3 d	1711	1707	1711	1715							1811	1807	1811	1815
Chandlers Ford (CFR)	d	←			1720							←			1820
Romsey (ROM)	a				1728										1828
Shawford (SHW)	d			1717										1817	
Winchester (WIN)	d		1717	1723			1742					1817	1823		1831
Micheldever (MIC)	d			1732									1832		
Basingstoke (BSK)	a		1733	1742			1758					1833	1842		1846
Reading (RDG)	7 a														1906
Fleet (FLE)	a														
Farnborough (Main) (FNB)	a			1757									1857		
Woking (WOK)	a		1753	1808			1818					1853	1908		
Clapham Junction (CLJ)	10 a		1814	1828			1839					1915	1928		
London Waterloo (WAT)	↻ 15 a		1825	1839			1849					1925	1939		

NOTES (see introductory pages for explanation of train operator codes and standard symbols)

- a Arrival time
- d Departure time
- A From Salisbury, see table 156
- B To Manchester Piccadilly, see table 050
- E To Bristol Temple Meads, see table 133

Weymouth, Bournemouth, Yarmouth (IOW), Lymington, Southampton, Portsmouth and Fareham to Winchester and London

Sundays

Operator	SW 1J48	SW 1W64	SW 2R68 A	SW	SW 1J50	SW 1T68	SW 1B68	SW 1T68	SW 2R68 A	SW 1J52	SW 1W68	GW 2V93 E	SW 2R72 A	SW	SW 1J54	SW 1T72
Train ID	□	□	□	☞	□	□	□	□	□	□	□	□	☞	☞	□	□
Days of operation/Notes 1st Class/Reservations/Bus/Ferry	□	□	□	☞	□	□	□	□	□	□	□	□	□	☞	□	□
Weymouth (WEY)	d	1648									1745	1753				
Upwey (UPW)	d	1652									1749	1758				
Dorchester West (DCW)	a											1805				
Dorchester South (DCH)	d	1700									1800c					
Moreton (Dorset) (MTN)	d	1707									1807					
Wool (WOO)	d	1713									1813					
Wareham (WRM)	d	1720									1820					
Holton Heath (HOL)	d															
Hamworthy (HAM)	d	1727									1827					
Poole (POO)	4 a	1731									1831					
Poole (POO)	4 d	1732					1755				1832					
Parkstone (Dorset) (PKS)	d	1737									1836					
Branksome (BSM)	d	1741									1840					
Bournemouth (BMH)	a	1747					1804				1847					
Bournemouth (BMH)	d	1750					1806				1850					
Pokesdown (POK)	d						1810									
Christchurch (CHR)	d						1814									
Hinton Admiral (HNA)	d						1819									
New Milton (NWM)	d	1801					1823				1901					
Sway (SWY)	d						1828									
Yarmouth (I.O.W.) (YMH)	☞ d			1705										1805		
Lymington Pier (LYP)	☞ a			1745										1845		
Lymington Pier (LYP)	d	1744			1814					1844					1914	
Lymington Town (LYT)	d	1746			1816					1846					1916	
Brockenhurst (BCU)	3 a	1754	1808		1824		1832			1854	1908				1924	
Brockenhurst (BCU)	3 d		1809				1833				1909					
Beaulieu Road (BEU)	d						1839									
Ashurst New Forest (ANF)	d						1843									
Totton (TTN)	d						1848									
Redbridge (RDB)	d		1839										1939			
Millbrook (Hants) (MBK)	d		1844										1943			
Southampton Central (SOU)	a	1823	1846			1853		←		1923			1945			
Southampton Central (SOU)	d	1825	1859			1855			1859	1925			1959			
St Denys (SDN)	d		→						1904				→			
Swaythling (SWG)	d								1907							
Southampton Airport Parkwy (SOA)	← d	1833				1903			1910	1933						
Portsmouth Harbour (PMH)	☞ d					1817										1917
Portsmouth & Southsea (PMS)	d					1822										1922
Fratton (FTN)	d					1826										1926
Hilsea (HLS)	d					1830										1930
Cosham (CSA)	d					1835										1935
Portchester (PTC)	d					1840										1940
Fareham (FRM)	d					1846										1946
Botley (BOE)	d					1853										1953
Hedge End (HDE)	d					1858										1958
Eastleigh (ESL)	3 a					1904	1906	←	1914							2004
Eastleigh (ESL)	3 d					1911	1907	1911	1915							2011
Chandlers Ford (CFR)	d					→			1920							→
Romsey (ROM)	a								1928							
Shawford (SHW)	d								1917							
Winchester (WIN)	d	1842					1917	1923			1942					
Micheldever (MIC)	d							1932								
Basingstoke (BSK)	a	1858					1933	1942			1958					
Reading (RDG)	7 a															
Fleet (FLE)	a															
Farnborough (Main) (FNB)	a							1957								
Woking (WOK)	a	1918					1953	2008			2018					
Clapham Junction (CLJ)	10 a	1939					2015	2028			2039					
London Waterloo (WAT)	☞ 15 a	1949					2024	2040			2049					

NOTES (see introductory pages for explanation of train operator codes and standard symbols)

- a Arrival time
- d Departure time
- c Arrives 4 minutes earlier
- A From Salisbury, see table 156
- E To Bristol Temple Meads, see table 133

Weymouth, Bournemouth, Yarmouth (IOW), Lymington, Southampton, Portsmouth and Fareham to Winchester and London

Sundays

Operator	SW	SW	SW	XC	SW	SW	SW	SW	SW	SW	SW	SW	SW	SW	SW	SW
Train ID	1B72	1T72	2R72	1M78	1J56	1W72	2R76		1J58	1T76	1B76	1T76	2R76	1J60	2R80	
Days of operation/Notes	□	□	A □	F □◇	□	□	A □	🚢	□	□	□	□	A □	□	A □	🚢
1st Class/Reservations/Bus/Ferry	□	□	A □	F □◇	□	□	A □	🚢	□	□	□	□	A □	□	A □	🚢
Weymouth (WEY)	d					1848										
Upwey (UPW)	d					1852										
Dorchester West (DCW)	a															
Dorchester South (DCH)	d					1900										
Moreton (Dorset) (MTN)	d					1907										
Wool (WOO)	d					1913										
Wareham (WRM)	d					1920										
Holton Heath (HOL)	d															
Hamworthy (HAM)	d					1927										
Poole (POO)	4 a					1931										
Poole (POO)	4 d	1855				1932					1955					
Parkstone (Dorset) (PKS)	d					1937										
Branksome (BSM)	d					1941										
Bournemouth (BMH)	a	1904				1947					2004					
Bournemouth (BMH)	d	1906			1940	1950					2006					
Pokesdown (POK)	d	1910									2010					
Christchurch (CHR)	d	1914									2014					
Hinton Admiral (HNA)	d	1919									2019					
New Milton (NWM)	d	1923				2001					2023					
Sway (SWY)	d	1928									2028					
Yarmouth (I.O.W.) (YMH)	🚢 d							1905								2005
Lymington Pier (LYP)	🚢 a							1945								2045
Lymington Pier (LYP)	d					1944			2014					2044		
Lymington Town (LYT)	d					1946			2016					2046		
Brockenhurst (BCU)	3 a	1932				1954	2008		2024		2032			2054		
Brockenhurst (BCU)	3 d	1933					2009				2033					
Beaulieu Road (BEU)	d	1939									2039					
Ashurst New Forest (ANF)	d	1943									2043					
Totton (TTN)	d	1948									2048					
Redbridge (RDB)	d							2039								2139
Millbrook (Hants) (MBK)	d							2043								2143
Southampton Central (SOU)	a	1953		←	2008	2023	2045				2053		←			2145
Southampton Central (SOU)	d	1955			1959	2015	2025	2059			2055			2059		2159
St Denys (SDN)	d				2004				→					2104		→
Swaythling (SWG)	d				2007									2107		
Southampton Airport Parkwy (SOA)	← d	2003			2010	2023	2033				2103			2110		
Portsmouth Harbour (PMH)	🚢 d										2017					
Portsmouth & Southsea (PMS)	d										2022					
Fratton (FTN)	d										2026					
Hilsea (HLS)	d										2030					
Cosham (CSA)	d										2035					
Portchester (PTC)	d										2040					
Fareham (FRM)	d										2046					
Botley (BOE)	d										2053					
Hedge End (HDE)	d										2058					
Eastleigh (ESL)	3 a	2006	←	2014							2104	2106	←	2114		
Eastleigh (ESL)	3 d	2007	2011	2015							2111	2107	2111	2115		
Chandlers Ford (CFR)	d			2020							→			2120		
Romsey (ROM)	a			2028										2128		
Shawford (SHW)	d		2017											2117		
Winchester (WIN)	d	2017	2023		2031	2042					2117	2123				
Micheldever (MIC)	d		2032									2132				
Basingstoke (BSK)	a	2033	2042		2046	2058					2133	2142				
Reading (RDG)	7 a				2106											
Fleet (FLE)	a															
Farnborough (Main) (FNB)	a		2057											2157		
Woking (WOK)	a	2053	2108			2118					2153	2208				
Clapham Junction (CLJ)	10 a	2114	2128			2139					2214	2228				
London Waterloo (WAT)	🚉 15 a	2124	2139			2149					2224	2237				

NOTES (see introductory pages for explanation of train operator codes and standard symbols)

- a Arrival time
- d Departure time
- A From Salisbury, see table 156
- F To Birmingham New Street, see table 050

Weymouth, Bournemouth, Yarmouth (IOW), Lymington, Southampton, Portsmouth and Fareham to Winchester and London

Sundays

Operator	SW	SW	SW	SW	SW	GW	SW	SW	SW	SW	SW	SW	SW	SW	SW	SW	SW
Train ID	1J62	1T80	1W76	1T80	2R80	2V94		1J64	1J66	2R99	1T84	1W80	2R99	1W84	1W88	1T88	
Days of operation/Notes 1st Class/Reservations/Bus/Ferry	□	□	□	□	□	E		□	□	□	□	□	□	□	□	□	□
Weymouth (WEY)	d		1958			2010						2058		2158	2258		
Upwey (UPW)	d		2002			2015						2102		2202	2302		
Dorchester West (DCW)	a					2022											
Dorchester South (DCH)	d		2010									2110		2210	2310		
Moreton (Dorset) (MTN)	d		2017									2117		2217	2317		
Wool (WOO)	d		2023									2123		2223	2323		
Wareham (WRM)	d		2030									2130		2230	2330		
Holton Heath (HOL)	d																
Hamworthy (HAM)	d		2037									2137		2237	2337		
Poole (POO)	4 a		2042									2142		2242	2342		
Poole (POO)	4 d		2050									2150		2250	2350		
Parkstone (Dorset) (PKS)	d		2054									2154		2254	2354		
Branksome (BSM)	d		2057									2157		2257	2357		
Bournemouth (BMH)	a		2103									2203		2303	0003		
Bournemouth (BMH)	d		2106									2208		2308			
Pokesdown (POK)	d		2110									2212		2312			
Christchurch (CHR)	d		2114									2216		2316			
Hinton Admiral (HNA)	d		2119									2221		2321			
New Milton (NWM)	d		2123									2225		2325			
Sway (SWY)	d		2128									2230		2330			
Yarmouth (I.O.W.) (YMH)	d						2100										
Lymington Pier (LYP)	a						2140										
Lymington Pier (LYP)	d	2114						2144	2214								
Lymington Town (LYT)	d	2116						2146	2216								
Brockenhurst (BCU)	3 a	2124		2132				2154	2224			2234		2335			
Brockenhurst (BCU)	3 d			2133								2235		2336			
Beaulieu Road (BEU)	d			2139													
Ashurst New Forest (ANF)	d			2143								2243		2343			
Totton (TTN)	d			2148								2248		2348			
Redbridge (RDB)	d											2235					
Millbrook (Hants) (MBK)	d											2241					
Southampton Central (SOU)	a		2153									2247		2253		2355	
Southampton Central (SOU)	d		2155		2159							2305		2255	2305		
St Denys (SDN)	d				2204									2310			
Swaythling (SWG)	d				2207									2313			
Southampton Airport Parkwy (SOA)	d			2203		2210								2303	2316		
Portsmouth Harbour (PMH)	d		2117									2217					2317
Portsmouth & Southsea (PMS)	d		2122									2222					2322
Fratton (FTN)	d		2126									2226					2326
Hilsea (HLS)	d		2130									2230					2330
Cosham (CSA)	d		2135									2235					2335
Portchester (PTC)	d		2140									2240					2340
Fareham (FRM)	d		2146									2246					2346
Botley (BOE)	d		2153									2253					2353
Hedge End (HDE)	d		2158									2258					2358
Eastleigh (ESL)	3 a		2205	2206		2214						2305	2309	2320			0005
Eastleigh (ESL)	3 d		2211	2207	2211	2215						2311	2322				
Chandlers Ford (CFR)	d					2220							2327				
Romsey (ROM)	a					2231							2335				
Shawford (SHW)	d				2218							2317					
Winchester (WIN)	d			2217	2223							2323					
Micheldever (MIC)	d				2232							2332					
Basingstoke (BSK)	a		2234	2242								2342					
Reading (RDG)	7 a																
Fleet (FLE)	a																
Farnborough (Main) (FNB)	a				2258												
Woking (WOK)	a			2254	2308							0002					
Clapham Junction (CLJ)	10 a			2314	2328							0023					
London Waterloo (WAT)	15 a			2324	2339							0033					

NOTES (see introductory pages for explanation of train operator codes and standard symbols)

- a Arrival time
- d Departure time
- A From Salisbury, see table 156
- E To Bristol Temple Meads, see table 133
- G From Romsey, see table 156