

London and Reading to Swindon, Cheltenham Spa, Bristol, Weston-S.M, Cardiff, Swansea and West Wales

Mondays to Fridays

| Operator | Train ID | Days of operation/Notes | 1st Class/Reservations/Bus/Ferry | Catering facilities | GW 1C38 | GW 1C36 | GW 2G93 | GW 1B38 | GW 2020 | GW 1C00 | GW 1G01 | GW 1C01 | GW 1G03 | GW 1C02 | GW 1B03 | GW 2G81 | GW 1C03 | GW 1B04 | GW 1G05 | GW 1C04 | GW 1B05 | GW 2M22 | | | | |
|-----------------------------|----------|-------------------------|----------------------------------|---------------------|---------|---------|---------|---------|---------|---------|---------|---------|---------|---------|---------|---------|---------|---------|---------|---------|---------|---------|------|------|--|------|
| London Paddington (PAD) | 7 d | | | | | | | | | 0523 | 0535 | 0545 | 0628 | 0632 | 0648 | | 0702 | 0712 | 0727 | 0732 | 0748 | | | | | |
| Reading (RDG) | 7 d | | | | | | | | | 0549 | 0600 | 0610 | 0653 | 0657 | 0713 | | 0727 | 0739 | 0753 | 0800 | 0813 | | | | | |
| Didcot Parkway (DID) | d | | | | | | | | | 0603 | 0614 | | 0707 | 0712 | | | 0741 | 0754 | | 0814 | | | | | | |
| Swindon (SWI) | a | | | | | | | | | 0618 | 0630 | 0634 | 0724 | 0728 | 0737 | | 0755 | 0811 | 0820 | 0829 | 0838 | | | | | |
| Swindon (SWI) | d | | | | | | | | | 0611 | 0621 | 0633 | 0637 | 0730 | 0730 | 0741 | 0754 | 0758 | 0812 | 0822 | 0831 | 0841 | 0845 | | | |
| Kemble (KEM) | d | | | | | | | | | | | | 0645 | 0742 | | | 0807 | | | 0835 | | | | | | |
| Stroud (STD) | d | | | | | | | | | | | | 0701 | 0758 | | | 0822 | | | 0850 | | | | | | |
| Stonehouse (SHU) | d | | | | | | | | | | | | 0706 | 0803 | | | 0827 | | | 0855 | | | | | | |
| Gloucester (GCR) | 7 a | | | | | | | | | | | | 0718 | 0817 | | | 0847 | | | 0908 | | | | | | |
| Cheltenham Spa (CNM) | a | | | | | | | | | | | | 0733 | 0832 | | | 0903 | | | 0930 | | | | | | |
| Chippenham (CPM) | d | | | | | | | | | 0627 | 0633 | | 0649 | | 0742 | | 0810 | | | 0843 | | 0900 | | | | |
| Melksham (MKM) | a | | | | | | | | | 0636 | | | | | | | | | | | | 0909 | | | | |
| Trowbridge (TRO) | a | | | | | | | | | 0645 | | | | | | | | | | | | 0919 | | | | |
| Westbury (WSB) | a | | | | | | | | | 0653 | | | | | | | | | | | | 0926 | | | | |
| Bath Spa (BTH) | 7 d | | | | | | | | | | | | 0646c | | 0705e | | 0757e | | | 0823c | | 0856c | | | | |
| Bristol Parkway (BPW) | 7 d | | | | | | | | | | | | 0728g | | | | 0804 | | 0835 | | | 0905c | | | | |
| Bristol Temple Meads (BRI) | 10 a | | | | | | | | | | | | 0657h | | 0717 | | 0813 | | 0836 | | 0910 | | | | | |
| Nailsea & Backwell (NLS) | a | | | | | | | | | | | | | | | | | | | | | | | | | |
| Yatton (YAT) | a | | | | | | | | | | | | | | | | | | | | | | | | | |
| Worle (WOR) | a | | | | | | | | | | | | | | | | | | | | | | | | | |
| Weston Milton (WNM) | a | | | | | | | | | | | | | | | | | | | | | | | | | |
| Weston-super-Mare (WSM) | a | | | | | | | | | | | | | | | | | | | | | | | | | |
| Highbridge & Burnham (HIG) | a | | | | | | | | | | | | | | | | | | | | | | | | | |
| Bridgwater (BWT) | a | | | | | | | | | | | | | | | | | | | | | | | | | |
| Taunton (TAU) | a | | | | | | | | | | | | | | | | | | | | | | | | | |
| Newport (South Wales) (NWP) | a | | | | | | | | | | | | | | | | | | | | | 0824 | | 0853 | | 0923 |
| Cardiff Central (CDF) | 7 a | | | | | | | | | | | | | | | | | | | | | 0839 | | 0909 | | 0938 |
| Bridgend (BGN) | a | | | | | | | | | | | | | | | | | | | | | 0901 | | | | 1001 |
| Port Talbot Parkway (PTA) | a | | | | | | | | | | | | | | | | | | | | | 0913 | | | | 1013 |
| Neath (NTH) | a | | | | | | | | | | | | | | | | | | | | | 0920 | | | | 1020 |
| Swansea (SWA) | a | | | | | | | | | | | | | | | | | | | | | 0933 | | | | 1034 |
| Llanelli (LLE) | 7 a | | | | | | | | | | | | | | | | | | | | | | | | | |
| Pembrey & Burry Port (PBY) | a | | | | | | | | | | | | | | | | | | | | | | | | | |
| Carmarthen (CMN) | a | | | | | | | | | | | | | | | | | | | | | | | | | |

For the complete service between London, Reading and Didcot Parkway see table 121

For the complete service between Gloucester and Cheltenham Spa see table 132

For the complete service between Bath and Bristol see table 133

For the complete service between Bristol, Weston-super-Mare and Taunton see table 134

For the complete service between Newport and Cardiff see table 128

For the complete service between Cardiff, Swansea and West Wales see table 126

NOTES (see introductory pages for explanation of train operator codes and standard symbols)

- a Arrival time
- d Departure time
- s Stops to set down only
- c Arrives 3 minutes earlier
- e Arrives 4 minutes earlier
- g Arrives 9 minutes earlier
- h Calls at Bristol Temple Meads before Bristol Parkway

A To Southampton Central, see table 133

B Also calls at Filton Abbey Wood 0715

C To Worcester Shrub Hill 0758

D Also calls at Keynsham 0806

E From Salisbury, see table 133

MO Mondays only

MX Not Mondays

London and Reading to Swindon, Cheltenham Spa, Bristol, Weston-S.M, Cardiff, Swansea and West Wales

Mondays to Fridays

| Operator | Train ID | 1st Class/Reservations/Bus/Ferry Catering facilities | GW 1C05 | GW 1B06 | GW 1G07 | GW 1C06 | GW 1B07 | GW 1C07 | GW 1B08 | GW 1G09 | GW 1C08 | GW 1B09 | GW 1C09 | GW 2M24 | GW 1B10 | GW 1G11 | GW 1C10 | GW 1B11 | GW 1C11 | GW 1B12 |
|-----------------------------|----------|--|---------|---------|---------|---------|---------|---------|---------|---------|---------|---------|---------|---------|---------|---------|---------|---------|---------|---------|
| | | | ⌘ | ⌘ | ⌘ | ⌘ | ⌘ | ⌘ | ⌘ | ⌘ | ⌘ | ⌘ | | ⌘ | ⌘ | ⌘ | ⌘ | ⌘ | ⌘ | |
| London Paddington (PAD) | 13 d | | 0802 | 0818 | 0828 | 0832 | 0848 | 0902 | 0918 | 0928 | 0932 | 0948 | 1002 | | 1018 | 1028 | 1032 | 1048 | 1102 | 1118 |
| Reading (RDG) | 7 d | | 0827 | 0843 | 0853 | 0857 | 0913 | 0927 | 0943 | 0954 | 0958 | 1013 | 1027 | | 1043 | 1053 | 1058 | 1113 | 1127 | 1143 |
| Didcot Parkway (DID) | d | | 0841 | | 0906 | 0912 | | 0941 | | 1007 | 1013 | | 1040 | | | 1107 | 1112 | | 1140 | |
| Swindon (SWI) | a | | 0855 | 0907 | 0922 | 0926 | 0938 | 0955 | 1007 | 1023 | 1027 | 1038 | 1055 | | 1107 | 1122 | 1127 | 1137 | 1155 | 1207 |
| Swindon (SWI) | d | | 0858 | 0910 | 0929 | 0929 | 0941 | 0958 | 1011 | 1028 | 1030 | 1041 | 1057 | 1105 | 1111 | 1128 | 1129 | 1140 | 1157 | 1210 |
| Kemble (KEM) | d | | | | 0941 | | | | | 1041 | | | | | | 1141 | | | | |
| Stroud (STD) | d | | | | 0956 | | | | | 1057 | | | | | | 1156 | | | | |
| Stonehouse (SHU) | d | | | | 1001 | | | | | 1102 | | | | | | 1201 | | | | |
| Gloucester (GCR) | 7 a | | | | 1014 | | | | | 1115 | | | | | | 1214 | | | | |
| Cheltenham Spa (CNM) | a | | | | 1031 | | | | | 1131 | | | | | | 1231 | | | | |
| Chippenham (CPM) | d | | 0910 | | | 0940 | | 1014 | | | 1041 | | 1109 | 1121 | | | 1141 | | 1209 | |
| Melksham (MKM) | a | | | | | | | | | | | | | 1130 | | | | | | |
| Trowbridge (TRO) | a | | | | | | | | | | | | | 1140 | | | | | | |
| Westbury (WSB) | a | | | | | | | | | | | | | 1147 | | | | | | |
| Bath Spa (BTH) | 7 d | | 0923c | | | 0953 | | 1027 | | 1054 | | 1105 | 1122 | | | 1154 | | 1204c | 1223c | |
| Bristol Parkway (BPW) | 7 d | | | 0934c | | | 1005 | | 1035c | | | | | | 1134 | | | | | 1235e |
| Bristol Temple Meads (BRI) | 10 a | | 0935 | | | 1005 | | 1039 | | | 1106 | | 1135 | | | | 1206 | | 1236 | |
| Nailsea & Backwell (NLS) | a | | | | | | | | | | | | | | | | | | | |
| Yatton (YAT) | a | | | | | | | | | | | | | | | | | | | |
| Worle (WOR) | a | | | | | | | | | | | | | | | | | | | |
| Weston Milton (WNM) | a | | | | | | | | | | | | | | | | | | | |
| Weston-super-Mare (WSM) | a | | | | | | | | | | | | | | | | | | | |
| Highbridge & Burnham (HIG) | a | | | | | | | | | | | | | | | | | | | |
| Bridgwater (BWT) | a | | | | | | | | | | | | | | | | | | | |
| Taunton (TAU) | a | | | | | | | | | | | | | | | | | | | |
| Newport (South Wales) (NWP) | a | | | 0955 | | | 1023 | | 1053 | | | 1123 | | | 1156 | | | 1225 | | 1302 |
| Cardiff Central (CDF) | 7 a | | | 1010 | | | 1037 | | 1111 | | | 1137 | | | 1213 | | | 1239 | | 1317 |
| Bridgend (BGN) | a | | | | | | 1059 | | | | | 1159 | | | | | | 1301 | | |
| Port Talbot Parkway (PTA) | a | | | | | | 1111 | | | | | 1211 | | | | | | 1313 | | |
| Neath (NTH) | a | | | | | | 1119 | | | | | 1219 | | | | | | 1320 | | |
| Swansea (SWA) | a | | | | | | 1131 | | | | | 1231 | | | | | | 1333 | | |
| Llanelli (LLE) | 7 a | | | | | | | | | | | | | | | | | | | |
| Pembrey & Burry Port (PBY) | a | | | | | | | | | | | | | | | | | | | |
| Carmarthen (CMN) | a | | | | | | | | | | | | | | | | | | | |

NOTES (see introductory pages for explanation of train operator codes and standard symbols)

- a Arrival time
- d Departure time
- c Arrives 3 minutes earlier
- e Arrives 4 minutes earlier

London and Reading to Swindon, Cheltenham Spa, Bristol, Weston-S.M, Cardiff, Swansea and West Wales

Mondays to Fridays

| Operator | Train ID | 1st Class/Reservations/Bus/Ferry Catering facilities | GW 1G13 | GW 1C12 | GW 1B13 | GW 1C13 | GW 1B14 | GW 2M26 | GW 1G15 | GW 1C14 | GW 1B15 | GW 1C15 | GW 1B16 | GW 1G17 | GW 1C16 | GW 1B17 | GW 1C17 | GW 1B18 | GW 2M28 | GW 1G19 |
|-----------------------------|----------|--|---------|---------|---------|---------|---------|---------|---------|---------|---------|---------|---------|---------|---------|---------|---------|---------|---------|---------|
| | | | ⌘ | ⌘ | ⌘ | ⌘ | ⌘ | | ⌘ | ⌘ | ⌘ | ⌘ | ⌘ | ⌘ | ⌘ | ⌘ | ⌘ | ⌘ | | ⌘ |
| London Paddington (PAD) | 15 d | | 1128 | 1132 | 1148 | 1202 | 1218 | | 1228 | 1231 | 1248 | 1302 | 1318 | 1328 | 1332 | 1348 | 1402 | 1418 | | 1428 |
| Reading (RDG) | 7 d | | 1153 | 1157 | 1213 | 1227 | 1243 | | 1253 | 1258 | 1313 | 1327 | 1343 | 1353 | 1358 | 1413 | 1427 | 1443 | | 1453 |
| Didcot Parkway (DID) | d | | 1207 | 1212 | | 1240 | | | 1307 | 1312 | | 1340 | | 1406 | 1412 | | 1440 | | | 1506 |
| Swindon (SWI) | a | | 1223 | 1227 | 1237 | 1259 | 1308 | | 1322 | 1327 | 1337 | 1355 | 1407 | 1423 | 1426 | 1437 | 1456 | 1507 | | 1523 |
| Swindon (SWI) | d | | 1228 | 1230 | 1240 | 1301 | 1310 | 1315 | 1328 | 1329 | 1340 | 1357 | 1410 | 1428 | 1429 | 1440 | 1458 | 1510 | 1514 | 1528 |
| Kemble (KEM) | d | | 1241 | | | | | | 1341 | | | | | 1441 | | | | | | 1541 |
| Stroud (STD) | d | | 1256 | | | | | | 1357 | | | | | 1457 | | | | | | 1557 |
| Stonehouse (SHU) | d | | 1301 | | | | | | 1402 | | | | | 1502 | | | | | | 1602 |
| Gloucester (GCR) | 7 a | | 1314 | | | | | | 1414 | | | | | 1514 | | | | | | 1617 |
| Cheltenham Spa (CNM) | a | | 1331 | | | | | | 1428 | | | | | 1530 | | | | | | 1632 |
| Chippenham (CPM) | d | | | 1242 | | 1313 | | 1330 | | 1341 | | 1409 | | | 1441 | | 1511 | | 1530 | |
| Melksham (MKM) | a | | | | | | | 1339 | | | | | | | | | | | | 1539 |
| Trowbridge (TRO) | a | | | | | | | 1349 | | | | | | | | | | | | 1548 |
| Westbury (WSB) | a | | | | | | | 1356 | | | | | | | | | | | | 1558 |
| Bath Spa (BTH) | 7 d | | | 1256 | | 1326c | | | 1354c | | 1423c | | | 1454c | | 1524 | | | | |
| Bristol Parkway (BPW) | 7 d | | | | 1303 | | 1334c | | | 1405 | | 1435e | | | 1504c | | 1533 | | | |
| Bristol Temple Meads (BRI) | 10 a | | | 1309 | | 1339 | | | 1406 | | 1435 | | | 1508 | | 1536 | | | | |
| Nailsea & Backwell (NLS) | a | | | | | | | | | | | | | | | | | | | |
| Yatton (YAT) | a | | | | | | | | | | | | | | | | | | | |
| Worle (WOR) | a | | | | | | | | | | | | | | | | | | | |
| Weston Milton (WNM) | a | | | | | | | | | | | | | | | | | | | |
| Weston-super-Mare (WSM) | a | | | | | | | | | | | | | | | | | | | |
| Highbridge & Burnham (HIG) | a | | | | | | | | | | | | | | | | | | | |
| Bridgwater (BWT) | a | | | | | | | | | | | | | | | | | | | |
| Taunton (TAU) | a | | | | | | | | | | | | | | | | | | | |
| Newport (South Wales) (NWP) | a | | | | 1321 | | 1352 | | | 1423 | | 1500 | | | 1522 | | 1552 | | | |
| Cardiff Central (CDF) | 7 a | | | | 1335 | | 1407 | | | 1437 | | 1516 | | | 1536 | | 1607 | | | |
| Bridgend (BGN) | a | | | | 1357 | | | | | 1459 | | | | | 1558 | | | | | |
| Port Talbot Parkway (PTA) | a | | | | 1409 | | | | | 1511 | | | | | 1610 | | | | | |
| Neath (NTH) | a | | | | 1416 | | | | | 1519 | | | | | 1617 | | | | | |
| Swansea (SWA) | a | | | | 1429 | | | | | 1531 | | | | | 1630 | | | | | |
| Llanelli (LLE) | 7 a | | | | | | | | | | | | | | | | | | | |
| Pembrey & Burry Port (PBY) | a | | | | | | | | | | | | | | | | | | | |
| Carmarthen (CMN) | a | | | | | | | | | | | | | | | | | | | |

NOTES (see introductory pages for explanation of train operator codes and standard symbols)

- a Arrival time
- d Departure time
- c Arrives 3 minutes earlier
- e Arrives 4 minutes earlier

London and Reading to Swindon, Cheltenham Spa, Bristol, Weston-S.M, Cardiff, Swansea and West Wales

Mondays to Fridays

| Operator | Train ID | Days of operation/Notes | 1st Class/Reservations/Bus/Ferry | Catering facilities | GW 1C18 | GW 1B19 | GW 1C19 | GW 1B20 | GW 1G21 | GW 1C20 | GW 1B21 | GW 1C21 | GW 1B23 | GW 1G23 | GW 1C22 | GW 2M30 | GW 1B24 | GW 1C24 | GW 1B26 | GW 1G25 | GW 1C25 | GW 1B27 F |
|-----------------------------|----------|-------------------------|----------------------------------|---------------------|---------|---------|---------|---------|---------|---------|---------|---------|---------|---------|---------|---------|---------|---------|---------|---------|---------|-----------|
| | | | | | 11 | 11 | 11 | 11 | 11 | 11 | 11 | 11 | 11 | 11 | 11 | | 11 | 11 | 11 | 11 | 11 | 11 |
| | | | | | ⌘ | ⌘ | ⌘ | ⌘ | ⌘ | ⌘ | ⌘ | ⌘ | ⌘ | ⌘ | ⌘ | | ⌘ | ⌘ | ⌘ | ⌘ | ⌘ | ⌘ |
| London Paddington (PAD) | 15 | d | | | 1432 | 1448 | 1502 | 1518 | 1528 | 1532 | 1548 | 1602 | 1618 | 1630 | 1633 | | 1648 | 1702 | 1718 | 1730 | 1732 | 1748 |
| Reading (RDG) | 7 | d | | | 1457 | 1513 | 1527 | 1543 | 1553 | 1558 | 1613 | 1627 | 1643 | | 1658 | | 1713 | 1727 | 1743 | | 1757 | 1813 |
| Didcot Parkway (DID) | | d | | | 1512 | | 1540 | | 1606 | 1612 | | 1641 | 1658 | 1706 | 1712 | | | 1741 | 1756 | 1806 | 1811 | |
| Swindon (SWI) | | a | | | 1527 | 1537 | 1555 | 1607 | 1625 | 1628 | 1638 | 1655 | 1712 | 1723 | 1727 | | 1737 | 1756 | 1811 | 1821 | 1826 | 1838 |
| Swindon (SWI) | | d | | | 1529 | 1540 | 1557 | 1610 | 1628 | 1630 | 1640 | 1658 | 1715 | 1730 | 1730 | 1736 | 1742 | 1758 | 1813 | 1825 | 1828 | 1841 |
| Kemble (KEM) | | d | | | | | | 1641 | | | | | | 1742 | | | | | | 1838 | | |
| Stroud (STD) | | d | | | | | | 1657 | | | | | | 1758 | | | | | | 1854 | | |
| Stonehouse (SHU) | | d | | | | | | 1702 | | | | | | 1802 | | | | | | 1902e | | |
| Gloucester (GCR) | 7 | a | | | | | | 1715 | | | | | | 1816 | | | | | | 1921 | | |
| Cheltenham Spa (CNM) | | a | | | | | | 1730 | | | | | | 1831 | | | | | | 1937 | | |
| Chippenham (CPM) | | d | | | 1541 | | 1609 | | | 1642 | | 1710 | | | 1741 | 1752 | | 1810 | | | 1840 | |
| Melksham (MKM) | | a | | | | | | | | | | | | | | 1802 | | | | | | |
| Trowbridge (TRO) | | a | | | | | | | | | | | | | | 1812 | | | | | | |
| Westbury (WSB) | | a | | | | | | | | | | | | | | 1820 | | | | | | |
| Bath Spa (BTH) | 7 | d | | | 1554 | | 1623c | | | 1655 | | 1723c | | | 1754 | | | 1825c | | | 1853 | |
| Bristol Parkway (BPW) | 7 | d | | | | 1604c | | 1633 | | | 1704 | | 1740 | | | | 1805 | | 1838e | | | 1904 |
| Bristol Temple Meads (BRI) | 10 | a | | | 1606 | | 1635 | | | 1707 | | 1735 | | | 1805 | | | 1840 | | | 1905 | |
| Nailsea & Backwell (NLS) | | a | | | 1622 | | | | 1724 | | | | | | 1824 | | | | | | 1919 | |
| Yatton (YAT) | | a | | | 1627 | | | | 1729 | | | | | | 1829 | | | | | | 1924 | |
| Worle (WOR) | | a | | | 1633 | | | | 1735 | | | | | | 1835 | | | | | | 1930 | |
| Weston Milton (WNM) | | a | | | | | | | | | | | | | | | | | | | 1935 | |
| Weston-super-Mare (WSM) | | a | | | 1640 | | | | 1742 | | | | | | 1842 | | | | | | 1939 | |
| Highbridge & Burnham (HIG) | | a | | | | | | | | | | | | | 1853 | | | | | | 1955 | |
| Bridgwater (BWT) | | a | | | | | | | | | | | | | 1900 | | | | | | 2002 | |
| Taunton (TAU) | | a | | | | | | | | | | | | | 1912 | | | | | | 2014 | |
| Newport (South Wales) (NWP) | | a | | | | 1623 | | 1655 | | 1722 | | 1759 | | | | | 1823 | | 1859 | | | 1922 |
| Cardiff Central (CDF) | 7 | a | | | | 1637 | | 1709 | | 1737 | | 1814 | | | | | 1837 | | 1915 | | | 1938 |
| Bridgend (BGN) | | a | | | | 1658 | | | | 1801 | | 1849 | | | | | 1859 | | 1946 | | | 2000 |
| Port Talbot Parkway (PTA) | | a | | | | 1710 | | | | 1813 | | 1901 | | | | | 1912 | | 1959 | | | 2012 |
| Neath (NTH) | | a | | | | 1718 | | | | 1820 | | 1908 | | | | | 1919 | | 2006 | | | 2019 |
| Swansea (SWA) | | a | | | | 1730 | | | | 1833 | | 1921 | | | | | 1932 | | 2019 | | | 2032 |
| Llanelli (LLE) | 7 | a | | | | | | | | | | | | | | | | | | | | 2118 |
| Pembrey & Burry Port (PBY) | | a | | | | | | | | | | | | | | | | | | | | 2125 |
| Carmarthen (CMN) | | a | | | | | | | | | | | | | | | | | | | | 2152 |

NOTES (see introductory pages for explanation of train operator codes and standard symbols)

- a Arrival time
- d Departure time
- c Arrives 3 minutes earlier
- e Arrives 4 minutes earlier

F Also calls at Kidwelly 2132 and Ferryside 2138
 Pullman restaurant car service is available when boarding at highlighted times

London and Reading to Swindon, Cheltenham Spa, Bristol, Weston-S.M, Cardiff, Swansea and West Wales

Mondays to Fridays

| Operator Train ID Days of operation/Notes 1st Class/Reservations/Bus/Ferry Catering facilities | GW 2009 G | GW 1C27 | GW 1B29 | GW 1G27 | GW 1C28 | GW 1B30 | GW 1C30 | GW 1B31 | GW 1G29 H | GW 1C31 | GW 1B32 | GW 2M34 | GW 2G91 | GW 1C32 | GW 1G31 | GW 1C33 | GW 1B34 FO | GW 1B34 FX | |
|--|-----------------|------------|------------|------------|------------|------------|------------|------------|-----------------|------------|------------|------------|------------|------------|------------|------------|------------------|------------------|------|
| London Paddington (PAD) d | | 1801 | 1818 | 1830 | 1834 | 1848 | 1902 | 1918 | 1928 | 1932 | 1948 | | | 2001 | 2028 | 2032 | 2048 | 2048 | |
| Reading (RDG) d | | 1827 | 1843 | 1855 | 1900u | 1913 | 1927 | 1943 | | 1958 | 2013 | | | 2027 | 2053 | 2057 | 2113 | 2113 | |
| Didcot Parkway (DID) | d | 1841 | 1858 | 1908 | 1913 | | 1941 | | 2004 | 2011 | | | | 2040 | 2107 | 2112 | | | |
| Swindon (SWI) | a | 1856 | 1912 | 1924 | 1928 | 1937 | 1955 | 2007 | 2019 | 2026 | 2037 | | | 2055 | 2122 | 2127 | 2137 | 2137 | |
| Swindon (SWI) | d | 1852 | 1859 | 1915 | 1926 | 1930 | 1940 | 1958 | 2010 | 2025 | 2028 | 2040 | 2045 | 2054 | 2057 | 2127 | 2129 | 2140 | 2140 |
| Kemble (KEM) | d | | | 1939 | | | | | 2038 | | | | | 2107 | | 2140 | | | |
| Stroud (STD) | d | | | 1955 | | | | | 2054 | | | | | 2122 | | 2156 | | | |
| Stonehouse (SHU) | d | | | 2000 | | | | | 2100 | | | | | 2127 | | 2201 | | | |
| Gloucester (GCR) a | | | | 2015 | | | | | 2116 | | | | | 2142 | | 2215 | | | |
| Cheltenham Spa (CNM) | a | | | 2032 | | | | | 2132 | | | | | 2205 | | 2234 | | | |
| Chippenham (CPM) | d | 1907 | 1913 | | 1942 | | 2010 | | | | 2040 | | 2100 | | 2109 | | 2141 | | |
| Melksham (MKM) | a | 1916 | | | | | | | | | | | 2109 | | | | | | |
| Trowbridge (TRO) | a | 1927 | | | | | | | | | | | 2119 | | | | | | |
| Westbury (WSB) | a | 1934 | | | | | | | | | | | 2126 | | | | | | |
| Bath Spa (BTH) d | | 1926 | | | 1956c | | 2025e | | | 2053 | | | | 2122 | | 2154c | | | |
| Bristol Parkway (BPW) d | | | 1940 | | | 2004c | | 2038f | | | 2105e | | | | | | 2203 | 2203 | |
| Bristol Temple Meads (BRI) a | | 1939 | | | 2007 | | 2040 | | | 2108 | | | | 2134 | | 2206 | | | |
| Nailsea & Backwell (NLS) | a | | | | 2021 | | | | | 2128 | | | | | | 2229 | | | |
| Yatton (YAT) | a | | | | 2026 | | | | | 2133 | | | | | | 2235 | | | |
| Worle (WOR) | a | | | | 2032 | | | | | 2139 | | | | | | 2241 | | | |
| Weston Milton (WNM) | a | | | | 2037 | | | | | 2145 | | | | | | | | | |
| Weston-super-Mare (WSM) | a | | | | 2042 | | | | | 2150 | | | | | | 2249 | | | |
| Highbridge & Burnham (HIG) | a | | | | | | | | | | | | | | | | | | |
| Bridgwater (BWT) | a | | | | | | | | | | | | | | | | | | |
| Taunton (TAU) | a | | | | | | | | | | | | | | | | | | |
| Newport (South Wales) (NWP) | a | | 1958 | | | 2025 | | 2057 | | | 2123 | | | | | | 2223 | 2232 | |
| Cardiff Central (CDF) a | | | 2013 | | | 2039 | | 2115 | | | 2140 | | | | | | 2241 | 2250 | |
| Bridgend (BGN) | a | | 2047 | | | 2101 | | 2145 | | | 2202 | | | | | | 2311 | 2311 | |
| Port Talbot Parkway (PTA) | a | | 2059 | | | 2113 | | 2157 | | | 2214 | | | | | | 2323 | 2323 | |
| Neath (NTH) | a | | 2106 | | | 2120 | | 2204 | | | 2221 | | | | | | 2330 | 2330 | |
| Swansea (SWA) | a | | 2119 | | | 2133 | | 2217 | | | 2234 | | | | | | 2343 | 2343 | |
| Llanelli (LLE) a | | | | | | | | | | | | | | | | | | | |
| Pembrey & Burry Port (PBY) | a | | | | | | | | | | | | | | | | | | |
| Carmarthen (CMN) | a | | | | | | | | | | | | | | | | | | |

NOTES (see introductory pages for explanation of train operator codes and standard symbols)

- a Arrival time
- d Departure time
- u Stops to pick up only
- c Arrives 3 minutes earlier
- e Arrives 4 minutes earlier
- f Arrives 7 minutes earlier

G To Salisbury, see table 133

H To Worcester Shrub Hill 2208. Also calls at Ashchurch For Tewkesbury 2140

- FO Fridays only
- FX Not Fridays

London and Reading to Swindon, Cheltenham Spa, Bristol, Weston-S.M, Cardiff, Swansea and West Wales

Mondays to Fridays

| Operator | Train ID | Days of operation/Notes | 1st Class/Reservations/Bus/Ferry | Catering facilities | GW 1C34 | GW 1G33 | GW 1B36 FO | GW 1B36 FX | GW 1C36 J | GW 1C37 | GW 2G93 | GW 1B38 FO | GW 1B38 FX | GW 1C38 |
|-----------------------------|----------|-------------------------|----------------------------------|---------------------|---------|---------|------------|------------|-----------|---------|---------|------------|------------|---------|
| London Paddington (PAD) | 15 d | | | | 2102 | 2128 | 2148 | 2148 | 2202 | 2232 | | 2248 | 2248 | 2332 |
| Reading (RDG) | 7 d | | | | 2127 | 2153 | 2213 | 2213 | 2227 | 2259 | | 2319 | 2319 | 0005 |
| Didcot Parkway (DID) | d | | | | 2140 | 2206 | | | 2241 | 2313 | | 2335 | 2335 | 0020 |
| Swindon (SWI) | a | | | | 2155 | 2222 | 2237 | 2237 | 2255 | 2329 | | 2349 | 2349 | 0034 |
| Swindon (SWI) | d | | | | 2157 | 2229 | 2240 | 2240 | 2258 | 2332 | 2342 | 2352 | 2352 | 0038 |
| Kemble (KEM) | d | | | | | 2242 | | | | | 2355 | | | |
| Stroud (STD) | d | | | | | 2257 | | | | | 0010 | | | |
| Stonehouse (SHU) | d | | | | | 2302 | | | | | 0015 | | | |
| Gloucester (GCR) | 7 a | | | | | 2315 | | | | | 0029 | | | |
| Cheltenham Spa (CNM) | a | | | | | 2331 | | | | | 0043 | | | |
| Chippenham (CPM) | d | | | | 2209 | | | | 2311 | 2344 | | | | 0050 |
| Melksham (MKM) | a | | | | | | | | | | | | | |
| Trowbridge (TRO) | a | | | | | | | | | | | | | |
| Westbury (WSB) | a | | | | | | | | | | | | | |
| Bath Spa (BTH) | 7 d | | | | 2224e | | | | 2324 | 2357c | | | | 0103c |
| Bristol Parkway (BPW) | 7 d | | | | | | 2304 | 2304 | | | | 0015 | 0015 | |
| Bristol Temple Meads (BRI) | 10 a | | | | 2239 | | | | 2335 | 0009 | | | | 0115 |
| Nailsea & Backwell (NLS) | a | | | | | | | | 2357s | | | | | |
| Yatton (YAT) | a | | | | | | | | 0002s | | | | | |
| Worle (WOR) | a | | | | | | | | 0008s | | | | | |
| Weston Milton (WNM) | a | | | | | | | | | | | | | |
| Weston-super-Mare (WSM) | a | | | | | | | | 0015s | | | | | |
| Highbridge & Burnham (HIG) | a | | | | | | | | 0026s | | | | | |
| Bridgwater (BWT) | a | | | | | | | | 0033s | | | | | |
| Taunton (TAU) | a | | | | | | | | 0044 | | | | | |
| Newport (South Wales) (NWP) | a | | | | | | 2322 | 2329 | | | | 0034 | 0040 | |
| Cardiff Central (CDF) | 7 a | | | | | | 2337 | 2347 | | | | 0047 | 0058 | |
| Bridgend (BGN) | a | | | | | | 0012 | 0012 | | | | 0111 | 0122 | |
| Port Talbot Parkway (PTA) | a | | | | | | 0024 | 0024 | | | | 0135 | 0143 | |
| Neath (NTH) | a | | | | | | 0031 | 0031 | | | | 0143 | 0151 | |
| Swansea (SWA) | a | | | | | | 0044 | 0044 | | | | 0155 | 0203 | |
| Llanelli (LLE) | 7 a | | | | | | | | | | | | | |
| Pembrey & Burry Port (PBY) | a | | | | | | | | | | | | | |
| Carmarthen (CMN) | a | | | | | | | | | | | | | |

NOTES (see introductory pages for explanation of train operator codes and standard symbols)

- a Arrival time
- d Departure time
- s Stops to set down only
- c Arrives 3 minutes earlier
- e Arrives 4 minutes earlier

- J To Plymouth, see table 135

- FO Fridays only
- FX Not Fridays

London and Reading to Swindon, Cheltenham Spa, Bristol, Weston-S.M, Cardiff, Swansea and West Wales

Saturdays

| Operator Train ID Days of operation/Notes 1st Class/Reservations/Bus/Ferry Catering facilities | GW 2G93 | GW 1B38 | GW 1C38 | GW 1C02 | GW 2G03 | GW 1B01 A | GW 1B03 | GW 1C03 | GW 1G05 | GW 1C04 | GW 2M22 | GW 1B05 | GW 1C05 | GW 1U06 | GW 1G07 | GW 1C06 | GW 2M24 | GW 1B07 |
|--|------------|------------|------------|------------|------------|-----------------|------------|------------|------------|------------|------------|------------|------------|------------|------------|------------|------------|------------|
| London Paddington (PAD) d | | | | 0630 | | | 0648 | 0702 | 0728 | 0732 | | 0748 | 0802 | 0813 | 0828 | 0832 | | 0848 |
| Reading (RDG) d | | | 0005 | 0655 | | | 0713 | 0727 | 0753 | 0757 | | 0814 | 0827 | 0840 | 0854 | 0859 | | 0913 |
| Didcot Parkway (DID) | d | | 0020 | 0709 | | | | 0740 | 0806 | 0812 | | | 0841 | 0855 | 0908 | 0913 | | |
| Swindon (SWI) | a | | 0034 | 0724 | | | 0738 | 0756 | 0823 | 0827 | | 0839 | 0857 | 0913 | 0924 | 0929 | | 0938 |
| Swindon (SWI) | d | | 0038 | 0726 | 0729 | | 0740 | 0757 | 0828 | 0828 | 0835 | 0841 | 0859 | 0915 | 0928 | 0930 | 0935 | 0940 |
| Kemble (KEM) | d | | | | 0741 | | | | 0841 | | | | | | 0940 | | | |
| Stroud (STD) | d | 0010 | | | 0756 | | | | 0857 | | | | | | 0956 | | | |
| Stonehouse (SHU) | d | 0015 | | | 0801 | | | | 0902 | | | | | | 1001 | | | |
| Gloucester (GCR) a | 0029 | | | | 0813 | | | | 0914 | | | | | | 1014 | | | |
| Cheltenham Spa (CNM) | a | 0043 | | | 0833 | | | | 0929 | | | | | | 1029 | | | |
| Chippenham (CPM) | d | | 0050 | 0738 | | | | 0809 | | 0841 | 0857f | | 0911 | | | 0942 | 0950 | |
| Melksham (MKM) | a | | | | | | | | | | 0906 | | | | | | 0959 | |
| Trowbridge (TRO) | a | | | | | | | | | | 0915 | | | | | | 1009 | |
| Westbury (WSB) | a | | | | | | | | | | 0923 | | | | | | 1016 | |
| Bath Spa (BTH) d | | | 0103c | 0751 | | | | 0823 | | 0854 | | | 0924 | | | 0955 | | |
| Bristol Parkway (BPW) d | | 0015 | | | | 0724 | 0804 | | | | | 0905 | | 0938a | | | | 1005 |
| Bristol Temple Meads (BRI) a | | | 0115 | 0803 | | | | 0835 | | 0906 | | | 0936 | | | 1007 | | |
| Nailsea & Backwell (NLS) | a | | | | | | | | | | | | | | | | | |
| Yatton (YAT) | a | | | | | | | | | | | | | | | 1022 | | |
| Worle (WOR) | a | | | | | | | | | | | | | | | | | |
| Weston Milton (WNM) | a | | | | | | | | | | | | | | | | | |
| Weston-super-Mare (WSM) | a | | | | | | | | | | | | | | | | 1033 | |
| Highbridge & Burnham (HIG) | a | | | | | | | | | | | | | | | | 1045 | |
| Bridgwater (BWT) | a | | | | | | | | | | | | | | | | 1053 | |
| Taunton (TAU) | a | | | | | | | | | | | | | | | | 1105 | |
| Newport (South Wales) (NWP) | a | 0034 | | | | 0744 | 0825 | | | | | 0924 | | | | | | 1024 |
| Cardiff Central (CDF) a | | 0047 | | | | 0759 | 0838 | | | | | 0939 | | | | | | 1038 |
| Bridgend (BGN) | a | 0111 | | | | 0822 | 0901 | | | | | 1001 | | | | | | 1059 |
| Port Talbot Parkway (PTA) | a | 0135 | | | | 0835 | 0914 | | | | | 1013 | | | | | | 1111 |
| Neath (NTH) | a | 0143 | | | | 0843 | 0922 | | | | | 1021 | | | | | | 1118 |
| Swansea (SWA) | a | 0155 | | | | 0855 | 0934 | | | | | 1033 | | | | | | 1132 |
| Llanelli (LLE) a | | | | | | | | | | | | | | | | | | |
| Pembrey & Burry Port (PBY) | a | | | | | | | | | | | | | | | | | |
| Carmarthen (CMN) | a | | | | | | | | | | | | | | | | | |









NOTES (see introductory pages for explanation of train operator codes and standard symbols)

- a Arrival time
- d Departure time
- c Arrives 3 minutes earlier
- f Arrives 6 minutes earlier

A Also calls at Filton Abbey Wood 0710

London and Reading to Swindon, Cheltenham Spa, Bristol, Weston-S.M, Cardiff, Swansea and West Wales

Saturdays

| Operator | GW | GW | GW | GW | GW | GW | GW | GW | GW | GW | GW | GW | GW | GW | GW | GW | GW | GW |
|--|------|------|------|------|------|------|------|-------|------|------|------|------|------|------|------|------|------|------|
| Train ID | 1C07 | 1G09 | 1C08 | 1B09 | 1C09 | 2M25 | 1G11 | 1C10 | 1B11 | 1C11 | 1G13 | 1C12 | 1B13 | 1C13 | 2M26 | 1B14 | 1G15 | 1C14 |
| 1st Class/Reservations/Bus/Ferry Catering facilities | ⌘ | ⌘ | ⌘ | ⌘ | ⌘ | | ⌘ | ⌘ | ⌘ | ⌘ | ⌘ | ⌘ | ⌘ | ⌘ | | ⌘ | ⌘ | ⌘ |
| London Paddington (PAD)  d | 0902 | 0928 | 0932 | 0948 | 1002 | | 1028 | 1032 | 1048 | 1102 | 1128 | 1132 | 1148 | 1202 | | 1213 | 1228 | 1232 |
| Reading (RDG)  d | 0927 | 0953 | 0958 | 1013 | 1027 | | 1053 | 1057 | 1113 | 1127 | 1153 | 1157 | 1213 | 1227 | | 1240 | 1253 | 1257 |
| Didcot Parkway (DID) d | 0940 | 1007 | 1013 | | 1040 | | 1106 | 1112 | | 1140 | 1206 | 1212 | | 1240 | | 1256 | 1306 | 1312 |
| Swindon (SWI) a | 0956 | 1024 | 1028 | 1038 | 1056 | | 1123 | 1127 | 1138 | 1156 | 1224 | 1228 | 1238 | 1256 | | 1318 | 1323 | 1327 |
| Swindon (SWI) d | 0957 | 1028 | 1030 | 1040 | 1057 | 1105 | 1128 | 1129 | 1140 | 1157 | 1228 | 1230 | 1240 | 1257 | 1305 | 1319 | 1328 | 1329 |
| Kemble (KEM) d | | 1040 | | | | | 1140 | | | | 1241 | | | | | | 1341 | |
| Stroud (STD) d | | 1056 | | | | | 1156 | | | | 1257 | | | | | | 1356 | |
| Stonehouse (SHU) d | | 1101 | | | | | 1201 | | | | 1302 | | | | | | 1401 | |
| Gloucester (GCR)  a | | 1114 | | | | | 1214 | | | | 1314 | | | | | | 1414 | |
| Cheltenham Spa (CNM) a | | 1129 | | | | | 1228 | | | | 1329 | | | | | | 1429 | |
| Chippenham (CPM) d | 1009 | | 1042 | | 1109 | 1121 | | 1141 | | 1210 | | 1241 | | 1310 | 1321 | | | 1341 |
| Melksham (MKM) a | | | | | | | 1130 | | | | | | | | | 1330 | | |
| Trowbridge (TRO) a | | | | | | | 1139 | | | | | | | | | 1339 | | |
| Westbury (WSB) a | | | | | | | 1148 | | | | | | | | | 1348 | | |
| Bath Spa (BTH)  d | 1023 | | 1055 | | 1123 | | | 1155c | | 1223 | | 1254 | | 1323 | | | | 1354 |
| Bristol Parkway (BPW)  d | | | | 1104 | | | | | 1204 | | | | 1304 | | | 1343 | | |
| Bristol Temple Meads (BRI)  a | 1035 | | 1107 | | 1135 | | | 1209 | | 1235 | | 1306 | | 1335 | | | | 1406 |
| Nailsea & Backwell (NLS) a | | | | | | | | | | | | | | | | | | |
| Yatton (YAT) a | | | | | | | | | | | | | | | | | | 1422 |
| Worle (WOR) a | | | | | | | | | | | | | | | | | | |
| Weston Milton (WNM) a | | | | | | | | | | | | | | | | | | |
| Weston-super-Mare (WSM) a | | | | | | | | 1232 | | | | 1333 | | | | | | 1434 |
| Highbridge & Burnham (HIG) a | | | | | | | | | | | | | | | | | | |
| Bridgwater (BWT) a | | | | | | | | | | | | | | | | | | |
| Taunton (TAU) a | | | | | | | | | | | | | | | | | | |
| Newport (South Wales) (NWP) a | | | | 1124 | | | | | 1224 | | | | 1323 | | | 1403 | | |
| Cardiff Central (CDF)  a | | | | 1137 | | | | | 1237 | | | | 1338 | | | 1417 | | |
| Bridgend (BGN) a | | | | 1158 | | | | | 1258 | | | | 1400 | | | | | |
| Port Talbot Parkway (PTA) a | | | | 1210 | | | | | 1310 | | | | 1412 | | | | | |
| Neath (NTH) a | | | | 1218 | | | | | 1318 | | | | 1419 | | | | | |
| Swansea (SWA) a | | | | 1230 | | | | | 1330 | | | | 1432 | | | | | |
| Llanelli (LLE)  a | | | | | | | | | | | | | | | | | | |
| Pembrey & Burry Port (PBY) a | | | | | | | | | | | | | | | | | | |
| Carmarthen (CMN) a | | | | | | | | | | | | | | | | | | |

NOTES (see introductory pages for explanation of train operator codes and standard symbols)

- a Arrival time
- d Departure time
- c Arrives 3 minutes earlier

London and Reading to Swindon, Cheltenham Spa, Bristol, Weston-S.M, Cardiff, Swansea and West Wales

Saturdays

| Operator | Train ID | 1st Class/Reservations/Bus/Ferry Catering facilities | GW 1B15 | GW 1C15 | GW 1G17 | GW 1C16 | GW 1B17 | GW 1C17 | GW 2M27 | GW 1G19 | GW 1C18 | GW 1B19 | GW 1C19 | GW 2M29 | GW 1U20 | GW 2G21 | GW 1C20 | GW 1B21 | GW 1C21 | GW 1B23 |
|-----------------------------|----------|--|---------|---------|---------|---------|---------|---------|---------|---------|---------|---------|---------|---------|---------|---------|---------|---------|---------|---------|
| | | | ⌘ | ⌘ | ⌘ | ⌘ | ⌘ | ⌘ | | ⌘ | ⌘ | ⌘ | ⌘ | | ⌘ | ⌘ | ⌘ | ⌘ | ⌘ | ⌘ |
| London Paddington (PAD) | 15 d | ⊖ | 1248 | 1302 | 1328 | 1332 | 1348 | 1402 | | 1428 | 1432 | 1448 | 1502 | | 1513 | | 1532 | 1548 | 1602 | 1618 |
| Reading (RDG) | 7 d | | 1313 | 1327 | 1353 | 1357 | 1413 | 1427 | | 1453 | 1457 | 1513 | 1527 | | 1540 | | 1557 | 1613 | 1627 | 1643 |
| Didcot Parkway (DID) | d | | | 1340 | 1406 | 1412 | | 1440 | | 1506 | 1512 | | 1540 | | 1555 | | 1612 | | 1640 | 1657 |
| Swindon (SWI) | a | | 1338 | 1356 | 1423 | 1427 | 1438 | 1456 | | 1523 | 1527 | 1538 | 1556 | | 1613 | | 1627 | 1638 | 1656 | 1712 |
| Swindon (SWI) | d | | 1340 | 1357 | 1428 | 1429 | 1440 | 1458 | 1510 | 1528 | 1529 | 1540 | 1557 | 1605 | 1614 | 1628 | 1629 | 1640 | 1657 | 1715 |
| Kemble (KEM) | d | | | | 1441 | | | | | 1540 | | | | | 1641 | | | | | |
| Stroud (STD) | d | | | | 1457 | | | | | 1556 | | | | | 1657 | | | | | |
| Stonehouse (SHU) | d | | | | 1502 | | | | | 1601 | | | | | 1702 | | | | | |
| Gloucester (GCR) | 7 a | | | | 1514 | | | | | 1614 | | | | | 1714 | | | | | |
| Cheltenham Spa (CNM) | a | | | | 1529 | | | | | 1629 | | | | | 1728 | | | | | |
| Chippenham (CPM) | d | | | 1409 | | 1441 | | 1510 | 1530g | | 1541 | | 1609 | 1620 | | | 1641 | | 1709 | |
| Melksham (MKM) | a | | | | | | | | 1539 | | | | | 1629 | | | | | | |
| Trowbridge (TRO) | a | | | | | | | | 1548 | | | | | 1639 | | | | | | |
| Westbury (WSB) | a | | | | | | | | 1556 | | | | | 1646 | | | | | | |
| Bath Spa (BTH) | 7 d | | | 1423 | | 1455c | | 1523 | | | 1554 | | 1623 | | | | 1654 | | 1723 | |
| Bristol Parkway (BPW) | 7 d | | 1404 | | | | 1504 | | | | | 1604 | | | 1637a | | | 1704 | | 1739 |
| Bristol Temple Meads (BRI) | 10 a | | | 1435 | | 1509 | | 1535 | | | 1606 | | 1635 | | | | 1706 | | 1735 | |
| Nailsea & Backwell (NLS) | a | | | | | 1523 | | | | | | | | | | | 1723 | | | |
| Yatton (YAT) | a | | | | | 1528 | | | | | | | | | | | 1729 | | | |
| Worle (WOR) | a | | | | | | | | | | | | | | | | 1735 | | | |
| Weston Milton (WNM) | a | | | | | | | | | | | | | | | | | | | |
| Weston-super-Mare (WSM) | a | | | | | 1540 | | | | 1630 | | | | | | | 1742 | | | |
| Highbridge & Burnham (HIG) | a | | | | | | | | | | | | | | | | | | | |
| Bridgwater (BWT) | a | | | | | | | | | | | | | | | | | | | |
| Taunton (TAU) | a | | | | | | | | | | | | | | | | | | | |
| Newport (South Wales) (NWP) | a | | 1423 | | | | 1526 | | | | | 1624 | | | | | | 1723 | | 1758 |
| Cardiff Central (CDF) | 7 a | | 1437 | | | | 1541 | | | | | 1637 | | | | | | 1738 | | 1812 |
| Bridgend (BGN) | a | | 1500 | | | | 1603 | | | | | 1700 | | | | | | 1758 | | |
| Port Talbot Parkway (PTA) | a | | 1512 | | | | 1618 | | | | | 1712 | | | | | | 1810 | | |
| Neath (NTH) | a | | 1520 | | | | 1626 | | | | | 1719 | | | | | | 1818 | | |
| Swansea (SWA) | a | | 1532 | | | | 1638 | | | | | 1732 | | | | | | 1830 | | |
| Llanelli (LLE) | 7 a | | | | | | | | | | | | | | | | | | | |
| Pembrey & Burry Port (PBY) | a | | | | | | | | | | | | | | | | | | | |
| Carmarthen (CMN) | a | | | | | | | | | | | | | | | | | | | |

NOTES (see introductory pages for explanation of train operator codes and standard symbols)

- a Arrival time
- d Departure time
- c Arrives 3 minutes earlier
- g Arrives 5 minutes earlier

London and Reading to Swindon, Cheltenham Spa, Bristol, Weston-S.M, Cardiff, Swansea and West Wales

Saturdays

| Operator | GW | GW | GW | GW | GW | GW | GW | GW | GW | GW | GW | GW | GW | GW | GW | GW | GW | GW | GW |
|--|------|------|------|------|------|------|------|------|------|------|------|-------|------|-------|------|------|------|-------|------|
| Train ID | 1G23 | 1C22 | 2M30 | 1B24 | 1C24 | 1B26 | 1G25 | 1C25 | 1B27 | 1C27 | 1B29 | 1G27 | 1C28 | 2M40 | 1B30 | 1C30 | 1B31 | 1G29 | |
| 1st Class/Reservations/Bus/Ferry Catering facilities | 113 | 113 | | 113 | 113 | 113 | 113 | 113 | 113 | 113 | 113 | 113 | 113 | | 113 | 113 | 113 | 113 | |
| London Paddington (PAD) | d | 1628 | 1631 | | 1648 | 1702 | 1718 | 1728 | 1732 | 1748 | 1802 | 1818 | 1828 | 1832 | | 1848 | 1902 | 1915 | 1928 |
| Reading (RDG) | d | 1653 | 1657 | | 1713 | 1727 | 1743 | 1754 | 1800 | 1813 | 1827 | 1843 | 1853 | 1857 | | 1913 | 1927 | 1941 | 1953 |
| Didcot Parkway (DID) | d | 1706 | 1712 | | | 1740 | 1757 | 1809 | 1815 | | 1840 | 1857 | 1906 | 1912 | | | 1940 | 1955 | 2006 |
| Swindon (SWI) | a | 1723 | 1727 | | 1738 | 1756 | 1812 | 1826 | 1830 | 1838 | 1856 | 1912 | 1923 | 1927 | | 1938 | 1956 | 2012 | 2023 |
| Swindon (SWI) | d | 1728 | 1729 | 1735 | 1740 | 1757 | 1814 | 1828 | 1832 | 1840 | 1857 | 1915 | 1928 | 1929 | 1935 | 1940 | 1957 | 2014 | 2027 |
| Kemble (KEM) | d | 1741 | | | | | | 1841 | | | | | 1940 | | | | | | 2039 |
| Stroud (STD) | d | 1757 | | | | | | 1857 | | | | | 1956 | | | | | | 2055 |
| Stonehouse (SHU) | d | 1802 | | | | | | 1902 | | | | | 2001 | | | | | | 2100 |
| Gloucester (GCR) | a | 1815 | | | | | | 1915 | | | | | 2013 | | | | | | 2112 |
| Cheltenham Spa (CNM) | a | 1829 | | | | | | 1931 | | | | | 2028 | | | | | | 2131 |
| Chippenham (CPM) | d | | 1740 | 1750 | | 1809 | | | 1844 | | 1909 | | | 1941 | 1950 | | 2009 | | |
| Melksham (MKM) | a | | | 1759 | | | | | | | | | | | 1959 | | | | |
| Trowbridge (TRO) | a | | | 1809 | | | | | | | | | | | 2009 | | | | |
| Westbury (WSB) | a | | | 1817 | | | | | | | | | | | 2016 | | | | |
| Bath Spa (BTH) | d | | 1753 | | | 1823 | | | 1857 | | 1923 | | | 1956e | | | 2022 | | |
| Bristol Parkway (BPW) | d | | | | 1804 | | 1838 | | | 1904 | | 1940c | | | | 2004 | | 2039e | |
| Bristol Temple Meads (BRI) | a | | 1805 | | | 1835 | | | 1909 | | 1935 | | | 2008 | | | 2037 | | |
| Nailsea & Backwell (NLS) | a | | 1817 | | | | | | 1920 | | | | | 2020 | | | | | |
| Yatton (YAT) | a | | 1823 | | | | | | 1926 | | | | | 2025 | | | | | |
| Worle (WOR) | a | | | | | | | | 1932 | | | | | 2032 | | | | | |
| Weston Milton (WNM) | a | | | | | | | | | | | | | | | | | | |
| Weston-super-Mare (WSM) | a | | 1834 | | | | | | 1939 | | | | | 2039 | | | | | |
| Highbridge & Burnham (HIG) | a | | 1846 | | | | | | | | | | | 2051 | | | | | |
| Bridgwater (BWT) | a | | 1854 | | | | | | | | | | | 2058 | | | | | |
| Taunton (TAU) | a | | 1906 | | | | | | | | | | | 2112 | | | | | |
| Newport (South Wales) (NWP) | a | | | | 1823 | | 1900 | | | 1923 | | 1959 | | | | 2023 | | 2058 | |
| Cardiff Central (CDF) | a | | | | 1837 | | 1914 | | | 1940 | | 2013 | | | | 2039 | | 2111 | |
| Bridgend (BGN) | a | | | | 1859 | | 1938 | | | 2001 | | 2034 | | | | 2059 | | 2132 | |
| Port Talbot Parkway (PTA) | a | | | | 1911 | | 1950 | | | 2013 | | 2046 | | | | 2111 | | 2144 | |
| Neath (NTH) | a | | | | 1919 | | 1958 | | | 2020 | | 2053 | | | | 2119 | | 2152 | |
| Swansea (SWA) | a | | | | 1932 | | 2012 | | | 2033 | | 2106 | | | | 2131 | | 2204 | |
| Llanelli (LLE) | a | | | | | | 2040 | | | | | | | | | | | | |
| Pembrey & Burry Port (PBY) | a | | | | | | 2047 | | | | | | | | | | | | |
| Carmarthen (CMN) | a | | | | | | 2109 | | | | | | | | | | | | |

NOTES (see introductory pages for explanation of train operator codes and standard symbols)

- a Arrival time
- d Departure time
- c Arrives 3 minutes earlier
- e Arrives 4 minutes earlier

London and Reading to Swindon, Cheltenham Spa, Bristol, Weston-S.M, Cardiff, Swansea and West Wales

Saturdays

| Operator Train ID Days of operation/Notes 1st Class/Reservations/Bus/Ferry Catering facilities | GW 1C31 | GW 1B32 | GW 1C32 | GW 2M44 | GW 1C40 B | GW 2G31 | GW 1C33 C | GW 1B35 | GW 1C35 | GW 2G93 | GW 1U36 | GW 1C37 | GW 1C38 | |
|--|------------|------------|------------|------------|-----------------|------------|-----------------|------------|------------|------------|------------|------------|------------|------|
| London Paddington (PAD) d | 1932 | 1948 | 2002 | | 2013 | | 2032 | 2048 | 2132 | | 2202 | 2230 | 2330 | |
| Reading (RDG) d | 1958 | 2013 | 2027 | | 2044 | | 2057 | 2113 | 2157 | | 2227 | 2256 | 0005 | |
| Didcot Parkway (DID) | d | 2012 | 2040 | | 2059 | | 2112 | 2210 | | | 2240 | 2309 | 0020 | |
| Swindon (SWI) | a | 2027 | 2038 | 2056 | 2118 | | 2127 | 2138 | 2227 | | 2256 | 2325 | 0037 | |
| Swindon (SWI) | d | 2028 | 2040 | 2057 | 2107 | | 2125 | 2129 | 2140 | 2227 | 2241 | 2257 | 2326 | 0038 |
| Kemble (KEM) | d | | | | | | 2138 | | | | 2254 | | | |
| Stroud (STD) | d | | | | | | 2153 | | | | 2309 | | | |
| Stonehouse (SHU) | d | | | | | | 2158 | | | | 2314 | | | |
| Gloucester (GCR) a | | | | | | | 2213 | | | | 2329 | | | |
| Cheltenham Spa (CNM) | a | | | | | | 2230 | | | | | | | |
| Chippenham (CPM) | d | 2040 | | 2109 | 2122 | | 2140 | | 2239 | | | 2338 | 0050 | |
| Melksham (MKM) | a | | | | 2131 | | | | | | | | | |
| Trowbridge (TRO) | a | | | | 2141 | | | | | | | | | |
| Westbury (WSB) | a | | | | 2149 | | | | | | | | | |
| Bath Spa (BTH) d | 2053 | | 2122 | | | | 2153 | | 2253 | | | 2351 | 0103 | |
| Bristol Parkway (BPW) d | | 2104 | | | | | | 2205 | | | 2319a | | | |
| Bristol Temple Meads (BRI) a | 2105 | | 2134 | | | | 2205 | | 2305 | | | 0003 | 0115 | |
| Nailsea & Backwell (NLS) | a | 2117 | | | | | 2217s | | | | | | | |
| Yatton (YAT) | a | 2123 | | | | | 2222s | | | | | | | |
| Worle (WOR) | a | 2129 | | | | | 2228s | | | | | | | |
| Weston Milton (WNM) | a | 2133 | | | | | | | | | | | | |
| Weston-super-Mare (WSM) | a | 2137 | | | | | 2235s | | | | | | | |
| Highbridge & Burnham (HIG) | a | 2149 | | | | | 2247s | | | | | | | |
| Bridgwater (BWT) | a | 2156 | | | | | 2254s | | | | | | | |
| Taunton (TAU) | a | 2208 | | | | | 2306 | | | | | | | |
| Newport (South Wales) (NWP) | a | | 2123 | | | | | 2224 | | | | | | |
| Cardiff Central (CDF) a | | | 2138 | | | | | 2247 | | | | | | |
| Bridgend (BGN) | a | | 2159 | | | | | 2310 | | | | | | |
| Port Talbot Parkway (PTA) | a | | 2211 | | | | | 2322 | | | | | | |
| Neath (NTH) | a | | 2219 | | | | | 2330 | | | | | | |
| Swansea (SWA) | a | | 2231 | | | | | 2343 | | | | | | |
| Llanelli (LLE) a | | | | | | | | | | | | | | |
| Pembrey & Burry Port (PBY) | a | | | | | | | | | | | | | |
| Carmarthen (CMN) | a | | | | | | | | | | | | | |

NOTES (see introductory pages for explanation of train operator codes and standard symbols)

- a Arrival time
- d Departure time
- s Stops to set down only

- B Also calls at Maidenhead 2031
- C To Exeter St Davids, see table 135

London and Reading to Swindon, Cheltenham Spa, Bristol, Weston-S.M, Cardiff, Swansea and West Wales

Sundays

| Operator Train ID Days of operation/Notes 1st Class/Reservations/Bus/Ferry Catering facilities | GW 1C38 | GW 1C05 A | GW 1B09 | GW 2M06 | GW 1B15 | GW 2G01 | GW 1C07 | GW 1B20 B | GW 2G02 | GW 1C09 | GW 1U22 | GW 1C10 | GW 2G03 | GW 1B25 | GW 2M08 C | GW 2O89 D | GW 1C12 | GW 2G04 | |
|--|------------|-----------------|------------|------------|------------|------------|------------|-----------------|------------|------------|------------|------------|------------|------------|-----------------|-----------------|------------|------------|------|
| London Paddington (PAD) d | | 0813 | | | 0833 | | 0900 | 0933 | | | 1016 | 1030 | | 1043 | | | 1130 | | |
| Reading (RDG) d | 0005 | 0838 | | | 0859 | | 0929 | 0958 | | | 1043 | 1055 | | 1109 | | | 1155 | | |
| Didcot Parkway (DID) | d | 0020 | 0854 | | 0914 | | 0949 | 1011 | | | 1058 | 1108 | | | | | 1208 | | |
| Swindon (SWI) | a | 0037 | 0909 | | 0929 | | 1004 | 1026 | | | 1116 | 1124 | | 1135 | | | 1224 | | |
| Swindon (SWI) | d | 0038 | 0911 | | 0914 | 0931 | 0935 | 1006 | 1032 | 1032 | 1052 | 1117 | 1125 | 1130 | 1136 | 1141 | 1141 | 1225 | 1232 |
| Kemble (KEM) | d | | | | | 0946 | | | 1044 | | | | 1143 | | | | | 1244 | |
| Stroud (STD) | d | | | | | 1001 | | | 1059 | | | | 1157 | | | | | 1259 | |
| Stonehouse (SHU) | d | | | | | 1005 | | | 1104 | | | | 1201 | | | | | 1302 | |
| Gloucester (GCR) a | | | | | | 1019 | | | 1116 | | | | 1219 | | | | | 1318 | |
| Cheltenham Spa (CNM) | a | | | | | 1036 | | | 1130 | | | | 1231 | | | | | 1332 | |
| Chippenham (CPM) | d | 0050 | 0922 | | 0930 | | 1018 | | | 1108 | | 1137 | | | | 1156 | 1156 | 1237 | |
| Melksham (MKM) | a | | | | 0939 | | | | | | | | | | | 1205 | 1205 | | |
| Trowbridge (TRO) | a | | | | 0949 | | | | | | | | | | | 1214 | 1215 | | |
| Westbury (WSB) | a | | | | 0956 | | | | | | | | | | | 1221 | 1223 | | |
| Bath Spa (BTH) d | 0103 | 0934 | | | | | 1031 | | | 1123 | | 1150 | | | | | 1250 | | |
| Bristol Parkway (BPW) d | | | 0858 | | 0954 | | | 1055 | | | 1146a | | | 1201 | | | | | |
| Bristol Temple Meads (BRI) a | 0115 | 0945 | | | | | 1043 | | | 1136 | | 1202 | | | | | 1303 | | |
| Nailsea & Backwell (NLS) | a | | | | | | | | | | | 1215 | | | | | | | |
| Yatton (YAT) | a | | | | | | 1057 | | | | | 1219 | | | | | | | |
| Worle (WOR) | a | | | | | | | | | | | 1226 | | | | | | | |
| Weston Milton (WNM) | a | | | | | | | | | | | | | | | | | | |
| Weston-super-Mare (WSM) | a | | | | | | 1108 | | | | | 1236 | | | | | | | |
| Highbridge & Burnham (HIG) | a | | | | | | | | | | | | | | | | | | |
| Bridgwater (BWT) | a | | 1014 | | | | | | | | | | | | | | | | |
| Taunton (TAU) | a | | 1025 | | | | | | | | | | | | | | | | |
| Newport (South Wales) (NWP) | a | | | 0924 | | 1016 | | 1114 | | | | | | 1221 | | | | | |
| Cardiff Central (CDF) a | | | | 0943 | | 1031 | | 1128 | | | | | | 1235 | | | | | |
| Bridgend (BGN) | a | | | 1004 | | 1056 | | 1150 | | | | | | 1255 | | | | | |
| Port Talbot Parkway (PTA) | a | | | 1016 | | 1108 | | 1202 | | | | | | 1307 | | | | | |
| Neath (NTH) | a | | | 1024 | | 1115 | | 1209 | | | | | | 1315 | | | | | |
| Swansea (SWA) | a | | | 1036 | | 1129 | | 1222 | | | | | | 1329 | | | | | |
| Llanelli (LLE) a | | | | | | | | 1244 | | | | | | | | | | | |
| Pembrey & Burry Port (PBY) | a | | | | | | | 1250 | | | | | | | | | | | |
| Carmarthen (CMN) | a | | | | | | | 1318 | | | | | | | | | | | |

NOTES (see introductory pages for explanation of train operator codes and standard symbols)

- a Arrival time
- d Departure time
- A To Exeter St Davids, see table 135
- B Also calls at Kidwelly 1257 and Ferryside 1304
- C Runs until 26 March
- D Runs from 2 April. To Weymouth, see table 133

London and Reading to Swindon, Cheltenham Spa, Bristol, Weston-S.M, Cardiff, Swansea and West Wales

Sundays

| Operator | Train ID | Days of operation/Notes | 1st Class/Reservations/Bus/Ferry | Catering facilities | GW 1B28 | GW 1C14 | GW 2G05 | GW 1B35 | GW 2091 F | GW 1C16 | GW 2G07 | GW 1B40 | GW 1B43 | GW 1C18 | GW 2G09 | GW 1B46 | GW 2M12 G | GW 1C19 | GW 1C20 | GW 2G10 | GW 1B51 | GW 1C21 |
|-----------------------------|----------|-------------------------|----------------------------------|---------------------|---------|---------|---------|---------|-----------|---------|---------|---------|---------|---------|---------|---------|-----------|---------|---------|---------|---------|---------|
| London Paddington (PAD) | 15 d | | | | 1143 | 1230 | | 1243 | | 1330 | | 1343 | 1413 | 1430 | | 1443 | | 1500 | 1530 | | 1543 | 1600 |
| Reading (RDG) | 7 d | | | | 1209 | 1255 | | 1309 | | 1355 | | 1409 | 1440 | 1455 | | 1509 | | 1525 | 1555 | | 1609 | 1625 |
| Didcot Parkway (DID) | d | | | | | 1308 | | | | 1408 | | | 1455 | 1508 | | | | 1538 | 1608 | | | 1638 |
| Swindon (SWI) | a | | | | 1235 | 1323 | | 1335 | | 1424 | | 1434 | 1513 | 1524 | | 1534 | | 1553 | 1624 | | 1634 | 1653 |
| Swindon (SWI) | d | | | | 1236 | 1325 | 1331 | 1336 | 1341 | 1425 | 1430 | 1436 | 1515 | 1525 | 1530 | 1536 | 1544 | 1554 | 1625 | 1629 | 1636 | 1654 |
| Kemble (KEM) | d | | | | | | 1343 | | | | 1443 | | | | 1542 | | | | | | 1641 | |
| Stroud (STD) | d | | | | | | 1358 | | | | 1457 | | | | 1557 | | | | | | 1656 | |
| Stonehouse (SHU) | d | | | | | | 1401 | | | | 1501 | | | | 1600 | | | | | | 1700 | |
| Gloucester (GCR) | 7 a | | | | | | 1417 | | | | 1522 | | | | 1617 | | | | | | 1718 | |
| Cheltenham Spa (CNM) | a | | | | | | 1432 | | | | 1533 | | | | 1631 | | | | | | 1732 | |
| Chippenham (CPM) | d | | | | | 1337 | | | 1356 | 1437 | | | | 1537 | | | 1559 | 1607 | 1637 | | | 1707 |
| Melksham (MKM) | a | | | | | | | 1405 | | | | | | | | | 1608 | | | | | |
| Trowbridge (TRO) | a | | | | | | | 1414 | | | | | | | | | 1618 | | | | | |
| Westbury (WSB) | a | | | | | | | 1421 | | | | | | | | | 1625 | | | | | |
| Bath Spa (BTH) | 7 d | | | | | 1350 | | | 1450 | | | | | 1550 | | | | 1620 | 1650 | | | 1720 |
| Bristol Parkway (BPW) | 7 d | | | | 1300 | | 1400 | | | | 1500 | 1539 | | | 1600 | | | | | | 1700 | |
| Bristol Temple Meads (BRI) | 10 a | | | | | 1402 | | | 1502 | | | | | 1602 | | | | 1634 | 1702 | | | 1736 |
| Nailsea & Backwell (NLS) | a | | | | | 1415 | | | | | | | | | | | | | | | 1714 | |
| Yatton (YAT) | a | | | | | 1419 | | | | | | | | | | | | | | | 1719 | |
| Worle (WOR) | a | | | | | 1425 | | | | | | | | | | | | | | | 1725 | |
| Weston Milton (WNM) | a | | | | | | | | | | | | | | | | | | | | | |
| Weston-super-Mare (WSM) | a | | | | | 1433 | | | | | | | | | | | | | | | 1731 | |
| Highbridge & Burnham (HIG) | a | | | | | | | | | | | | | | | | | | | | 1744 | |
| Bridgwater (BWT) | a | | | | | | | | | | | | | | | | | | | | 1751 | |
| Taunton (TAU) | a | | | | | | | | | | | | | 1641 | | | | | | | 1803 | |
| Newport (South Wales) (NWP) | a | | | | 1321 | | 1419 | | | | 1525 | 1558 | | | 1620 | | | | | | | 1725 |
| Cardiff Central (CDF) | 7 a | | | | 1335 | | 1433 | | | | 1540 | 1613 | | | 1634 | | | | | | | 1739 |
| Bridgend (BGN) | a | | | | 1356 | | 1456 | | | | 1600 | | | | 1659 | | | | | | | 1759 |
| Port Talbot Parkway (PTA) | a | | | | 1411 | | 1508 | | | | 1612 | | | | 1714 | | | | | | | 1811 |
| Neath (NTH) | a | | | | 1419 | | 1516 | | | | 1620 | | | | 1722 | | | | | | | 1819 |
| Swansea (SWA) | a | | | | 1431 | | 1529 | | | | 1632 | | | | 1734 | | | | | | | 1831 |
| Llanelli (LLE) | 7 a | | | | 1453 | | | | | | 1654 | | | | | | | | | | | |
| Pembrey & Burry Port (PBY) | a | | | | 1500 | | | | | | 1701 | | | | | | | | | | | |
| Carmarthen (CMN) | a | | | | 1528 | | | | | | 1723 | | | | | | | | | | | |

NOTES (see introductory pages for explanation of train operator codes and standard symbols)

- a Arrival time
- d Departure time
- E Also calls at Kidwelly 1507 and Ferryside 1514
- F To Weymouth, see table 133
- G To Frome, see table 133

London and Reading to Swindon, Cheltenham Spa, Bristol, Weston-S.M, Cardiff, Swansea and West Wales

Sundays

| Operator | Train ID | Days of operation/Notes | 1st Class/Reservations/Bus/Ferry | Catering facilities | GW 1C22 | GW 2G11 | GW 1B59 | GW 2O14 | GW 1C23 | GW 1C24 | GW 1G68 | GW 1B69 | GW 1C25 | GW 1C26 | GW 2G13 | GW 2M16 | GW 1B79 | GW 1C27 | GW 1C42 | GW 1C28 | GW 2G14 | GW 1B88 |
|-----------------------------|----------|-------------------------|----------------------------------|---------------------|---------|---------|---------|---------|---------|---------|---------|---------|---------|---------|---------|---------|---------|---------|---------|---------|---------|---------|
| | | | | | H | | | J | | | | | H | | | | | | | | | |
| | | | | | 11 | | 11 | | 11 | 11 | 11 | 11 | 11 | 11 | | | 11 | 11 | 11 | 11 | | 11 |
| | | | | | 11 | | 11 | | 11 | 11 | 11 | 11 | 11 | 11 | | | 11 | 11 | 11 | 11 | | 11 |
| London Paddington (PAD) | 15 | d | | | 1630 | | 1643 | | 1700 | 1730 | 1733 | 1743 | 1800 | 1830 | | | 1843 | 1900 | 1913 | 1930 | | 1943 |
| Reading (RDG) | 7 | d | | | 1655 | | 1709 | | 1725 | 1755 | 1758 | 1809 | 1825 | 1855 | | | 1909 | 1925 | 1940 | 1955 | | 2009 |
| Didcot Parkway (DID) | | d | | | 1708 | | | | 1738 | | 1811 | | 1838 | | | | | 1938 | 1955 | | | 2022 |
| Swindon (SWI) | | a | | | 1724 | | 1734 | | 1753 | 1820 | 1828 | 1834 | 1853 | 1920 | | | 1934 | 1953 | 2014 | 2020 | | 2038 |
| Swindon (SWI) | | d | | | 1725 | 1730 | 1736 | 1744 | 1754 | 1822 | 1829 | 1836 | 1854 | 1922 | 1929 | 1929 | 1936 | 1954 | | 2022 | 2031 | 2039 |
| Kemble (KEM) | | d | | | | 1742 | | | | | 1841 | | | | 1942 | | | | | | 2044 | |
| Stroud (STD) | | d | | | | 1757 | | | | | 1857 | | | | 1956 | | | | | | 2058 | |
| Stonehouse (SHU) | | d | | | | 1801 | | | | | 1901 | | | | 2000 | | | | | | 2102 | |
| Gloucester (GCR) | 7 | a | | | | 1818 | | | | | 1916 | | | | 2018 | | | | | | 2121 | |
| Cheltenham Spa (CNM) | | a | | | | 1830 | | | | | 1932 | | | | 2032 | | | | | | 2132 | |
| Chippenham (CPM) | | d | | | 1737 | | | 1759 | 1807 | 1833 | | | 1907 | 1933 | | 1945 | | 2007 | | 2033 | | |
| Melksham (MKM) | | a | | | | | | 1808 | | | | | | | | 1954 | | | | | | |
| Trowbridge (TRO) | | a | | | | | | 1818 | | | | | | | | 2003 | | | | | | |
| Westbury (WSB) | | a | | | | | | 1825 | | | | | | | | 2011 | | | | | | |
| Bath Spa (BTH) | 7 | d | | | 1750 | | | | 1820 | 1846 | | | 1919 | 1946 | | | | 2020 | | 2046 | | |
| Bristol Parkway (BPW) | 7 | d | | | | | 1800 | | | | | 1900 | | | | | 2000 | | | | | 2103 |
| Bristol Temple Meads (BRI) | 10 | a | | | 1804 | | | | 1833 | 1859 | | | 1932 | 1958 | | | | 2032 | | 2102 | | |
| Nailsea & Backwell (NLS) | | a | | | 1819 | | | | | 1919 | | | | 2019 | | | | | | | | |
| Yatton (YAT) | | a | | | 1824 | | | | | 1924 | | | | 2024 | | | | | | | | |
| Worle (WOR) | | a | | | 1830 | | | | | 1930 | | | | 2030 | | | | | | | | |
| Weston Milton (WNM) | | a | | | | | | | | 1935 | | | | | | | | | | | | |
| Weston-super-Mare (WSM) | | a | | | 1837 | | | | | 1940 | | | | 2039 | | | | | | | | |
| Highbridge & Burnham (HIG) | | a | | | | | | | | | | | | | | | | | | | | |
| Bridgwater (BWT) | | a | | | 1853 | | | | | | | | | | | | | | | | | |
| Taunton (TAU) | | a | | | 1904 | | | | | | | | 2008 | | | | | | | | | |
| Newport (South Wales) (NWP) | | a | | | | | 1820 | | | | | 1921 | | | | | 2021 | | | | | 2122 |
| Cardiff Central (CDF) | 7 | a | | | | | 1834 | | | | | 1935 | | | | | 2035 | | | | | 2136 |
| Bridgend (BGN) | | a | | | | | 1857 | | | | | 1955 | | | | | 2055 | | | | | 2156 |
| Port Talbot Parkway (PTA) | | a | | | | | 1909 | | | | | 2007 | | | | | 2107 | | | | | 2208 |
| Neath (NTH) | | a | | | | | 1916 | | | | | 2015 | | | | | 2115 | | | | | 2215 |
| Swansea (SWA) | | a | | | | | 1929 | | | | | 2027 | | | | | 2127 | | | | | 2228 |
| Llanelli (LLE) | 7 | a | | | | | | | | | | | | | | | | | | | | |
| Pembrey & Burry Port (PBY) | | a | | | | | | | | | | | | | | | | | | | | |
| Carmarthen (CMN) | | a | | | | | | | | | | | | | | | | | | | | |

NOTES (see introductory pages for explanation of train operator codes and standard symbols)

- a Arrival time
- d Departure time
- H To Plymouth, see table 135
- J To Salisbury, see table 133

London and Reading to Swindon, Cheltenham Spa, Bristol, Weston-S.M, Cardiff, Swansea and West Wales

Sundays

| Operator | Train ID | Days of operation/Notes | 1st Class/Reservations/Bus/Ferry | Catering facilities | GW 1C30 | GW 2M18 | GW 2G15 | GW 1B91 | GW 1C32 | GW 1B93 | GW 1C33 | GW 2G90 | GW 1U34 K | GW 1C35 | GW 1C36 L |
|-----------------------------|----------|-------------------------|----------------------------------|---------------------|------------|------------|------------|------------|------------|------------|------------|------------|-----------------|------------|-----------------|
| London Paddington (PAD) | 15 | d | | | 2030 | | | 2043 | 2130 | 2143 | 2215 | | 2237 | 2300 | 2333 |
| Reading (RDG) | 7 | d | | | 2055 | | | 2109 | 2155 | 2209 | 2239 | | 2315 | 2337 | 0019 |
| Didcot Parkway (DID) | | d | | | | | | 2122 | 2208 | 2222 | 2253 | | 2329s | 2351s | 0034s |
| Swindon (SWI) | | a | | | 2120 | | | 2138 | 2224 | 2238 | 2308 | | 2346s | 0010s | 0052s |
| Swindon (SWI) | | d | | | 2122 | 2125 | 2130 | 2139 | 2225 | 2239 | 2310 | 2313 | | | |
| Kemble (KEM) | | d | | | | | 2143 | | | | | 2325 | | | |
| Stroud (STD) | | d | | | | | 2158 | | | | | 2340 | | | |
| Stonehouse (SHU) | | d | | | | | 2202 | | | | | 2344 | | | |
| Gloucester (GCR) | 7 | a | | | | | 2218 | | | | | 0001 | | | |
| Cheltenham Spa (CNM) | | a | | | | | 2232 | | | | | 0013 | | | |
| Chippenham (CPM) | | d | | | 2133 | 2140 | | | 2237 | | 2321 | | | 0023s | 0104s |
| Melksham (MKM) | | a | | | | 2149 | | | | | | | | | |
| Trowbridge (TRO) | | a | | | | 2159 | | | | | | | | | |
| Westbury (WSB) | | a | | | | 2206 | | | | | | | | | |
| Bath Spa (BTH) | 7 | d | | | 2146 | | | | 2250c | | 2334 | | | 0034s | 0116s |
| Bristol Parkway (BPW) | 7 | d | | | | | 2203 | | | 2303 | | | 0009a | | |
| Bristol Temple Meads (BRI) | 10 | a | | | 2159 | | | | 2302 | | 2346 | | | 0049 | 0130 |
| Nailsea & Backwell (NLS) | | a | | | 2213 | | | | | | | | | | |
| Yatton (YAT) | | a | | | 2218 | | | | | | | | | | |
| Worle (WOR) | | a | | | 2223 | | | | | | | | | | |
| Weston Milton (WNM) | | a | | | 2229 | | | | | | | | | | |
| Weston-super-Mare (WSM) | | a | | | 2235 | | | | | | | | | | |
| Highbridge & Burnham (HIG) | | a | | | | | | | | | | | | | |
| Bridgwater (BWT) | | a | | | | | | | | | | | | | |
| Taunton (TAU) | | a | | | | | | | | | | | | | |
| Newport (South Wales) (NWP) | | a | | | | | | 2224 | | 2321 | | | | | |
| Cardiff Central (CDF) | 7 | a | | | | | | 2238 | | 2336 | | | | | |
| Bridgend (BGN) | | a | | | | | | 2258 | | 2359 | | | | | |
| Port Talbot Parkway (PTA) | | a | | | | | | 2310 | | 0011 | | | | | |
| Neath (NTH) | | a | | | | | | 2318 | | 0019 | | | | | |
| Swansea (SWA) | | a | | | | | | 2330 | | 0032 | | | | | |
| Llanelli (LLE) | 7 | a | | | | | | | | | | | | | |
| Pembrey & Burry Port (PBY) | | a | | | | | | | | | | | | | |
| Carmarthen (CMN) | | a | | | | | | | | | | | | | |

NOTES (see introductory pages for explanation of train operator codes and standard symbols)

- a Arrival time
- d Departure time
- s Stops to set down only
- c Arrives 3 minutes earlier

- K Also calls at Slough 2255
- L Also calls at Slough 0001

West Wales, Swansea, Cardiff, Weston-S.M, Bristol, Cheltenham Spa and Swindon to Reading and London

Mondays to Fridays

| Operator | GW | GW | GW | GW | GW | GW | GW | GW | GW | GW | GW | GW | GW | GW | GW | GW | GW | GW | |
|----------------------------------|------|------|------|------|-------|------|-------|------|------|-------|------|------|-------|------|------|------|-------|------|------|
| Train ID | 1H02 | 1L60 | 2M09 | 1A01 | 1L01 | 1A02 | 1L03 | 1L62 | 1A04 | 1L05 | 1A06 | 2G81 | 1L06 | 1L64 | 1A07 | 2M13 | 1L08 | 1A10 | |
| Days of operation/Notes | | | | | | | | | | | | A | | | | | | | |
| 1st Class/Reservations/Bus/Ferry | | | | | | | | | | | | | | | | | | | |
| Catering facilities | | | | | | | | | | | | | | | | | | | |
| Carmarthen (CMN) | d | | | | | | | | | | | | | | | | | | |
| Pembrey & Burry Port (PBY) | d | | | | | | | | | | | | | | | | | | |
| Llanelli (LLE) | 7 d | | | | | | | | | | | | | | | | | | |
| Swansea (SWA) | d | | | | 0346 | | 0459 | | | 0528 | | | 0558 | | | | 0628 | | |
| Neath (NTH) | d | | | | 0358 | | 0511 | | | 0540 | | | 0610 | | | | 0640 | | |
| Port Talbot Parkway (PTA) | d | | | | 0405 | | 0518 | | | 0547 | | | 0617 | | | | 0647 | | |
| Bridgend (BGN) | d | | | | 0427 | | 0531 | | | 0600 | | | 0630 | | | | 0700 | | |
| Cardiff Central (CDF) | 7 d | | | | 0507 | | 0554 | | | 0623 | | | 0653 | | | | 0723 | | |
| Newport (South Wales) (NWP) | d | | | | 0525 | | 0607 | | | 0637 | | | 0706 | | | | 0737 | | |
| Taunton (TAU) | d | | | | | | | | | | | | | | | | | | |
| Bridgwater (BWT) | d | | | | | | | | | | | | | | | | | | |
| Highbridge & Burnham (HIG) | d | | | | | | | | | | | | | | | | | | |
| Weston-super-Mare (WSM) | d | | | | | | | | | | 0620 | | | | 0652 | | | | |
| Weston Milton (WNM) | d | | | | | | | | | | 0624 | | | | 0656 | | | | |
| Worle (WOR) | d | | | | | | | | | | 0628 | | | | 0700 | | | | |
| Yatton (YAT) | d | | | | | | | | | | 0634 | | | | 0706 | | | | |
| Nailsea & Backwell (NLS) | d | | | | | | | | | | 0640 | | | | 0712 | | | | |
| Bristol Temple Meads (BRI) | 10 d | 0453 | | | 0525 | | 0547 | | 0630 | | 0700 | | | | 0730 | | | 0750 | |
| Bristol Parkway (BPW) | 7 d | 0503 | | | 0554e | | 0628 | | | 0659e | | | 0729c | | | | 0802c | | |
| Bath Spa (BTH) | 7 d | | | | 0538 | | 0602c | | 0643 | | 0713 | | | | 0743 | | | 0804 | |
| Westbury (WSB) | d | | | | 0517 | | | | | | | | 0705 | | | | 0737 | | |
| Trowbridge (TRO) | d | | | | 0523 | | | | | | | | 0711 | | | | 0743 | | |
| Melksham (MKM) | d | | | | 0533 | | | | | | | | 0721 | | | | 0753 | | |
| Chippenham (CPM) | d | | | | 0543 | 0552 | | 0615 | | 0656 | | 0726 | 0731 | | | 0756 | 0803 | 0816 | |
| Cheltenham Spa (CNM) | d | | | | 0456 | | | | | 0553 | | | | | 0648 | | | | |
| Gloucester (GCR) | 7 d | | | | 0511 | | | | | 0610 | | | | | 0705 | | | | |
| Stonehouse (SHU) | d | | | | 0522 | | | | | 0622 | | | | | 0719 | | | | |
| Stroud (STD) | d | | | | 0526 | | | | | 0627 | | | | | 0724 | | | | |
| Kemble (KEM) | d | | | | 0542 | | | | | 0642 | | | | | 0740 | | | | |
| Swindon (SWI) | a | 0525 | 0555 | 0559 | 0604 | 0616 | 0629 | 0651 | 0655 | 0708 | 0721 | 0738 | 0747 | 0751 | 0753 | 0808 | 0819 | 0824 | 0829 |
| Swindon (SWI) | d | 0528 | 0556 | | 0606 | 0618 | 0630 | 0653 | 0658 | 0710 | 0723 | 0740 | | 0753 | 0757 | 0809 | | 0826 | 0831 |
| Didcot Parkway (DID) | d | 0546 | 0613 | | | 0636 | 0647 | | 0715 | 0726 | | | | 0814 | 0827 | | | | 0848 |
| Reading (RDG) | 7 a | 0558 | 0625 | | 0631 | 0648 | 0659 | 0718 | 0728 | 0738 | 0749 | | | 0818 | 0826 | 0839 | | | 0900 |
| London Paddington (PAD) | 15 a | 0626 | 0654 | | 0659 | 0716 | 0729 | 0744 | 0759 | 0808 | 0816 | 0829 | | 0844 | 0854 | 0905 | | 0914 | 0929 |

NOTES (see introductory pages for explanation of train operator codes and standard symbols)

- a Arrival time
- d Departure time
- c Arrives 4 minutes earlier
- e Arrives 3 minutes earlier
- A From Salisbury, see table 133

West Wales, Swansea, Cardiff, Weston-S.M, Bristol, Cheltenham Spa and Swindon to Reading and London

Mondays to Fridays

| Operator | GW | GW | GW | GW | GW | GW | GW | GW | GW | GW | GW | GW | GW | GW | GW | GW | GW | GW | |
|----------------------------------|------|------|------|------|------|------|-------|------|------|------|-------|------|------|------|------|------|------|-------|------|
| Train ID | 1A09 | 1L09 | 1L66 | 1A12 | 1L10 | 1L11 | 1A13 | 1L68 | 1A14 | 1L12 | 2M15 | 1A15 | 1L13 | 1L70 | 1A16 | 1L14 | 1A17 | 1L15 | |
| Days of operation/Notes | | | | | | | | | | | | | | | | | | | |
| 1st Class/Reservations/Bus/Ferry | 1R | 1R | 1R | 1R | 1R | 1R | 1R | 1R | 1R | 1R | | 1R | 1R | 1R | 1R | 1R | 1R | 1R | |
| Catering facilities | ⌘ | ⌘ | ⌘ | ⌘ | ⌘ | ⌘ | ⌘ | ⌘ | ⌘ | ⌘ | | ⌘ | ⌘ | ⌘ | ⌘ | ⌘ | ⌘ | ⌘ | |
| Carmarthen (CMN) | d | | | | | | | | | 0725 | | | | | | | | | |
| Pembrey & Burry Port (PBY) | d | | | | | | | | | 0751 | | | | | | | | | |
| Llanelli (LLE) | 7 d | | | | | | | | | 0758 | | | | | | | | | |
| Swansea (SWA) | d | | 0657 | | 0720 | 0743 | | | | 0823 | | | | | | 0923 | | | |
| Neath (NTH) | d | | 0710 | | 0732 | 0755 | | | | 0835 | | | | | | 0935 | | | |
| Port Talbot Parkway (PTA) | d | | 0717 | | 0739 | 0802 | | | | 0842 | | | | | | 0942 | | | |
| Bridgend (BGN) | d | | 0730 | | 0752 | 0815 | | | | 0855 | | | | | | 0955 | | | |
| Cardiff Central (CDF) | 7 d | | 0755 | | 0817 | 0841 | | | | 0918 | | | 0950 | | | 1018 | | 1041 | |
| Newport (South Wales) (NWP) | d | | 0808 | | 0830 | 0854 | | | | 0931 | | | 1004 | | | 1033 | | 1055 | |
| Taunton (TAU) | d | 0655 | | | 0723 | | | | | | | | | | | | | | |
| Bridgwater (BWT) | d | 0706 | | | 0734 | | | | | | | | | | | | | | |
| Highbridge & Burnham (HIG) | d | 0713 | | | 0742 | | | | | | | | | | | | | | |
| Weston-super-Mare (WSM) | d | 0724 | | | 0754 | | | | | | | | | | | | | | |
| Weston Milton (WNM) | d | | | | 0758 | | | | | | | | | | | | | | |
| Worle (WOR) | d | 0730 | | | 0802 | | | | | | | | | | | | | | |
| Yatton (YAT) | d | 0736 | | | 0808 | | | | | | | | | | | | | | |
| Nailsea & Backwell (NLS) | d | 0742 | | | 0814 | | | | | | | | | | | | | | |
| Bristol Temple Meads (BRI) | 10 d | 0800 | | | 0830 | | 0900 | | 0930 | | | 1000 | | | 1030 | | 1100 | | |
| Bristol Parkway (BPW) | 7 d | | 0829 | | | 0856 | 0916 | | | 0956 | | | 1024 | | | 1056 | | 1124f | |
| Bath Spa (BTH) | 7 d | 0813 | | | 0843 | | 0913 | | 0943 | | | 1013 | | | 1043 | | 1113 | | |
| Westbury (WSB) | d | | | | | | | | | | 0946 | | | | | | | | |
| Trowbridge (TRO) | d | | | | | | | | | | 0952 | | | | | | | | |
| Melksham (MKM) | d | | | | | | | | | | 1002 | | | | | | | | |
| Chippenham (CPM) | d | 0826 | | | 0856 | | 0928c | | 0956 | | 1014e | 1026 | | | 1056 | | 1126 | | |
| Cheltenham Spa (CNM) | d | | | 0758 | | | | 0859 | | | | | | 0959 | | | | | |
| Gloucester (GCR) | 7 d | | | 0813 | | | | 0913 | | | | | | 1015 | | | | | |
| Stonehouse (SHU) | d | | | 0825 | | | | 0924 | | | | | | 1026 | | | | | |
| Stroud (STD) | d | | | 0830 | | | | 0928 | | | | | | 1030 | | | | | |
| Kemble (KEM) | d | | | 0846 | | | | 0943 | | | | | | 1045 | | | | | |
| Swindon (SWI) | a | | 0852 | 0859 | 0909 | 0919 | 0939 | 0943 | 0956 | 1009 | 1019 | 1034 | 1038 | 1047 | 1058 | 1109 | 1119 | 1138 | 1147 |
| Swindon (SWI) | d | | 0853 | 0902 | 0910 | 0920 | 0940 | 0945 | 0958 | 1010 | 1021 | | 1040 | 1048 | 1100 | 1111 | 1121 | 1140 | 1149 |
| Didcot Parkway (DID) | d | | | 0919 | 0927 | | | 1002 | 1016 | 1029 | | | 1057 | 1105 | 1117 | 1128 | | 1157 | |
| Reading (RDG) | 7 a | | 0919 | 0932 | 0939 | 0945 | 1006 | 1014 | 1028 | 1041 | 1045 | | 1109 | 1118 | 1130 | 1140 | 1146 | 1209 | 1214 |
| London Paddington (PAD) | 15 a | 0926 | 0944 | 1000 | 1006 | 1011 | 1034 | 1042 | 1059 | 1108 | 1111 | | 1136 | 1144 | 1159 | 1206 | 1211 | 1238 | 1240 |

NOTES (see introductory pages for explanation of train operator codes and standard symbols)

- a Arrival time
- d Departure time
- c Arrives 4 minutes earlier
- e Arrives 3 minutes earlier
- f Arrives 9 minutes earlier

- B From Worcester Shrub Hill, see table 132
- C Also calls at Ferryside 0737 and Kidwelly 0744

West Wales, Swansea, Cardiff, Weston-S.M, Bristol, Cheltenham Spa and Swindon to Reading and London

Mondays to Fridays

| Operator Train ID 1st Class/Reservations/Bus/Ferry Catering facilities | GW 1L72 | GW 1A18 | GW 1L16 | GW 1A19 | GW 1L17 | GW 1L74 | GW 2M17 | GW 1A20 | GW 1L18 | GW 1A21 | GW 1L19 | GW 1L76 | GW 1A22 | GW 1L20 | GW 1A23 | GW 1L21 | GW 1L78 | GW 2M19 | |
|---|------------|------------|------------|------------|------------|------------|------------|------------|------------|------------|------------|------------|------------|------------|------------|------------|------------|------------|------|
| | 11 | 11 | 11 | 11 | 11 | 11 | | 11 | 11 | 11 | 11 | 11 | 11 | 11 | 11 | 11 | 11 | 11 | |
| Carmarthen (CMN) | d | | | | | | | | | | | | | | | | | | |
| Pembrey & Burry Port (PBY) | d | | | | | | | | | | | | | | | | | | |
| Llanelli (LLE) | 7 d | | | | | | | | | | | | | | | | | | |
| Swansea (SWA) | d | | 1023 | | | | | | 1123 | | | | | 1223 | | | | | |
| Neath (NTH) | d | | 1035 | | | | | | 1135 | | | | | 1235 | | | | | |
| Port Talbot Parkway (PTA) | d | | 1042 | | | | | | 1142 | | | | | 1242 | | | | | |
| Bridgend (BGN) | d | | 1055 | | | | | | 1155 | | | | | 1255 | | | | | |
| Cardiff Central (CDF) | 7 d | | 1118 | | 1150 | | | | 1218 | | 1254 | | | 1318 | | 1353 | | | |
| Newport (South Wales) (NWP) | d | | 1131 | | 1203 | | | | 1231 | | 1307 | | | 1331 | | 1406 | | | |
| Taunton (TAU) | d | | | | | | | | | | | | | | | | | | |
| Bridgwater (BWT) | d | | | | | | | | | | | | | | | | | | |
| Highbridge & Burnham (HIG) | d | | | | | | | | | | | | | | | | | | |
| Weston-super-Mare (WSM) | d | | | | | | | | | | | | | | | | | | |
| Weston Milton (WNM) | d | | | | | | | | | | | | | | | | | | |
| Worle (WOR) | d | | | | | | | | | | | | | | | | | | |
| Yatton (YAT) | d | | | | | | | | | | | | | | | | | | |
| Nailsea & Backwell (NLS) | d | | | | | | | | | | | | | | | | | | |
| Bristol Temple Meads (BRI) | 10 d | | 1130 | | 1200 | | | | 1230 | | 1300 | | | 1330 | | 1400 | | | |
| Bristol Parkway (BPW) | 7 d | | | 1156c | | 1225 | | | 1255 | | 1328 | | | 1356e | | 1427 | | | |
| Bath Spa (BTH) | 7 d | | 1143 | | 1213 | | | | 1243 | | 1313 | | | 1343 | | 1413 | | | |
| Westbury (WSB) | d | | | | | | | 1217 | | | | | | | | | | 1416 | |
| Trowbridge (TRO) | d | | | | | | | 1223 | | | | | | | | | | 1422 | |
| Melksham (MKM) | d | | | | | | | 1233 | | | | | | | | | | 1432 | |
| Chippenham (CPM) | d | | 1156 | | 1226 | | | 1243 | 1256 | | 1326 | | | 1356 | | 1426 | | 1442 | |
| Cheltenham Spa (CNM) | d | 1059 | | | | | | 1159 | | | | | 1259 | | | | | 1359 | |
| Gloucester (GCR) | 7 d | 1113 | | | | | | 1214 | | | | | 1315 | | | | | 1414 | |
| Stonehouse (SHU) | d | 1125 | | | | | | 1226 | | | | | 1326 | | | | | 1426 | |
| Stroud (STD) | d | 1130 | | | | | | 1231 | | | | | 1330 | | | | | 1431 | |
| Kemble (KEM) | d | 1145 | | | | | | 1246 | | | | | 1346 | | | | | 1446 | |
| Swindon (SWI) | a | 1158 | 1208 | 1218 | 1238 | 1247 | 1259 | 1259 | 1309 | 1318 | 1338 | 1350 | 1359 | 1408 | 1419 | 1439 | 1449 | 1459 | 1501 |
| Swindon (SWI) | d | 1159 | 1211 | 1220 | 1240 | 1249 | 1301 | | 1310 | 1320 | 1340 | 1352 | 1400 | 1410 | 1420 | 1441 | 1451 | 1500 | |
| Didcot Parkway (DID) | d | 1217 | 1228 | | 1257 | | 1317 | | 1327 | | 1357 | | 1417 | 1428 | | 1457 | | 1517 | |
| Reading (RDG) | 7 a | 1229 | 1240 | 1245 | 1309 | 1314 | 1330 | | 1339 | 1345 | 1409 | 1416 | 1429 | 1440 | 1445 | 1509 | 1515 | 1530 | |
| London Paddington (PAD) | 15 a | 1259 | 1306 | 1312 | 1337 | 1341 | 1359 | | 1405 | 1414 | 1436 | 1444 | 1459 | 1506 | 1512 | 1536 | 1541 | 1557 | |

NOTES (see introductory pages for explanation of train operator codes and standard symbols)

- a Arrival time
- d Departure time
- c Arrives 4 minutes earlier
- e Arrives 3 minutes earlier
- Pullman restaurant car service is available when boarding at highlighted times

West Wales, Swansea, Cardiff, Weston-S.M, Bristol, Cheltenham Spa and Swindon to Reading and London

Mondays to Fridays

| Operator Train ID Days of operation/Notes 1st Class/Reservations/Bus/Ferry Catering facilities | GW | GW | GW | GW | GW | GW | GW | GW | GW | GW | GW | GW | GW | GW | GW | GW | GW | GW | |
|--|--------|------|------|------|------|------|------|------|------|------|------|------|------|-------|------|------|-----------|------|------|
| | 1A24 | 1L22 | 1A25 | 1L23 | 1L80 | 1A26 | 1L24 | 1A27 | 1L25 | 1L82 | 2M21 | 1A28 | 1L26 | 1A29 | 1L27 | 1L84 | 1A30 D | 1L28 | |
| | 01 | 01 | 01 | 01 | 01 | 01 | 01 | 01 | 01 | 01 | | 01 | 01 | 01 | 01 | 01 | 01 | 01 | |
| | ♣ | ♣ | ♣ | ♣ | ♣ | ♣ | ♣ | ♣ | ♣ | ♣ | | ♣ | ♣ | ♣ | ♣ | ♣ | ♣ | ♣ | |
| Carmarthen (CMN) | d | | | | | | | | | | | | | | | | | | |
| Pembrey & Burry Port (PBY) | d | | | | | | | | | | | | | | | | | | |
| Llanelli (LLE) | 7 d | | | | | | | | | | | | | | | | | | |
| Swansea (SWA) | d | 1323 | | | | | 1423 | | | | | | 1523 | | | | | 1623 | |
| Neath (NTH) | d | 1335 | | | | | 1435 | | | | | | 1535 | | | | | 1635 | |
| Port Talbot Parkway (PTA) | d | 1342 | | | | | 1442 | | | | | | 1542 | | | | | 1642 | |
| Bridgend (BGN) | d | 1355 | | | | | 1455 | | | | | | 1555 | | | | | 1655 | |
| Cardiff Central (CDF) | 7 d | 1418 | | 1454 | | | 1518 | | 1554 | | | | 1618 | | 1654 | | | 1720 | |
| Newport (South Wales) (NWP) | d | 1431 | | 1507 | | | 1531 | | 1607 | | | | 1630 | | 1707 | | | 1735 | |
| Taunton (TAU) | d | | | | | | | | | | | | | | | | | | |
| Bridgwater (BWT) | d | | | | | | | | | | | | | | | | | | |
| Highbridge & Burnham (HIG) | d | | | | | | | | | | | | | | | | | | |
| Weston-super-Mare (WSM) | d | | | | | | | | | | | | | | | | | | |
| Weston Milton (WNM) | d | | | | | | | | | | | | | | | | | | |
| Worle (WOR) | d | | | | | | | | | | | | | | | | | | |
| Yatton (YAT) | d | | | | | | | | | | | | | | | | | | |
| Nailsea & Backwell (NLS) | d | | | | | | | | | | | | | | | | | | |
| Bristol Temple Meads (BRI) | 10 d | 1430 | | 1500 | | | 1530 | | 1600 | | | | 1630 | | 1700 | | | 1729 | |
| Bristol Parkway (BPW) | 7 d | | 1451 | | 1527 | | | 1556 | | 1627 | | | | 1653e | | 1729 | | 1756 | |
| Bath Spa (BTH) | 7 d | 1443 | | 1513 | | | 1543 | | 1614 | | | | | 1643 | | 1713 | | 1745 | |
| Westbury (WSB) | d | | | | | | | | | | | 1625 | | | | | | | |
| Trowbridge (TRO) | d | | | | | | | | | | | 1631 | | | | | | | |
| Melksham (MKM) | d | | | | | | | | | | | 1641 | | | | | | | |
| Chippenham (CPM) | d | 1456 | | 1526 | | | 1556 | | 1626 | | | | 1651 | 1657 | | 1726 | | 1757 | |
| Cheltenham Spa (CNM) | d | | | | | 1459 | | | | | | 1559 | | | | | 1659 | | |
| Gloucester (GCR) | 7 d | | | | | 1513 | | | | | | 1613 | | | | | 1714 | | |
| Stonehouse (SHU) | d | | | | | 1526 | | | | | | 1625 | | | | | 1726 | | |
| Stroud (STD) | d | | | | | 1531 | | | | | | 1630 | | | | | 1731 | | |
| Kemble (KEM) | d | | | | | 1546 | | | | | | 1645 | | | | | 1746 | | |
| Swindon (SWI) | a | 1509 | 1516 | 1538 | 1550 | 1559 | 1609 | 1618 | 1639 | 1650 | 1658 | 1708 | 1712 | 1717 | 1739 | 1751 | 1759 | 1810 | 1819 |
| Swindon (SWI) | d | 1510 | 1517 | 1540 | 1551 | 1600 | 1610 | 1620 | 1640 | 1651 | 1700 | | 1714 | 1719 | 1741 | 1753 | 1801 | 1811 | 1820 |
| Didcot Parkway (DID) | d | 1527 | | 1557 | | 1617 | 1627 | | 1657 | | 1717 | | | 1735 | 1757 | | 1818 | 1828 | |
| Reading (RDG) | 7 a | 1539 | 1544 | 1609 | 1616 | 1629 | 1639 | 1645 | 1709 | 1717 | 1729 | | 1738 | 1747 | 1809 | 1817 | 1830 | 1840 | 1847 |
| London Paddington (PAD) | e 15 a | 1607 | 1609 | 1639 | 1641 | 1659 | 1706 | 1714 | 1740 | 1744 | 1759 | | 1805 | 1814 | 1838 | 1845 | 1901 | 1907 | 1914 |

NOTES (see introductory pages for explanation of train operator codes and standard symbols)

- a Arrival time
- d Departure time
- e Arrives 3 minutes earlier

D Also calls at Keynsham 1736

West Wales, Swansea, Cardiff, Weston-S.M, Bristol, Cheltenham Spa and Swindon to Reading and London

Mondays to Fridays

| Operator Train ID Days of operation/Notes 1st Class/Reservations/Bus/Ferry Catering facilities | GW 2009 E | GW 1A31 | GW 1L29 | GW 1L86 | GW 1A32 | GW 1L30 | GW 2M23 | GW 1A33 | GW 1L88 | GW 1L32 | GW 1A35 | GW 2G91 | GW 1L90 | GW 1L34 | GW 1A37 F | GW 1L92 | GW 1L36 | GW 1A39 G | |
|--|-----------------|------------|------------|------------|------------|------------|------------|------------|------------|------------|------------|------------|------------|------------|-----------------|------------|------------|-----------------|------|
| Carmarthen (CMN) | d | | | | | | | | | | | | | | | | | | |
| Pembrey & Burry Port (PBY) | d | | | | | | | | | | | | | | | | | | |
| Llanelli (LLE) | 7 d | | | | | | | | | | | | | | | | | | |
| Swansea (SWA) | d | | | | | 1723 | | | | 1823 | | | | 1923 | | | 2023 | | |
| Neath (NTH) | d | | | | | 1735 | | | | 1835 | | | | 1935 | | | 2035 | | |
| Port Talbot Parkway (PTA) | d | | | | | 1742 | | | | 1842 | | | | 1942 | | | 2042 | | |
| Bridgend (BGN) | d | | | | | 1756 | | | | 1855 | | | | 1955 | | | 2055 | | |
| Cardiff Central (CDF) | 7 d | | 1754 | | | 1818 | | | | 1918 | | | | 2021 | | | 2120 | | |
| Newport (South Wales) (NWP) | d | | 1807 | | | 1831 | | | | 1931 | | | | 2034 | | | 2133 | | |
| Taunton (TAU) | d | | | | | | | | | | | | | | 2003 | | | 2117 | |
| Bridgwater (BWT) | d | | | | | | | | | | | | | | 2014 | | | | |
| Highbridge & Burnham (HIG) | d | | | | | | | | | | | | | | | | | | |
| Weston-super-Mare (WSM) | d | 1728 | | | | | | 1829 | | | | | | | 2029 | | | | |
| Weston Milton (WNM) | d | | | | | | | | | | | | | | | | | | |
| Worle (WOR) | d | 1734 | | | | | | 1835 | | | | | | | 2035 | | | | |
| Yatton (YAT) | d | 1740 | | | | | | 1841 | | | | | | | 2041 | | | | |
| Nailsea & Backwell (NLS) | d | 1746 | | | | | | 1847 | | | | | | | 2047 | | | | |
| Bristol Temple Meads (BRI) | 10 d | 1800 | | | 1830 | | | 1900 | | | 2000 | | | | 2100 | | | 2200 | |
| Bristol Parkway (BPW) | 7 d | | 1828 | | | 1853 | | | | 1955 | | | | 2055 | | | 2155 | | |
| Bath Spa (BTH) | 7 d | 1813 | | | 1843 | | | 1913 | | | 2013 | | | | 2113 | | | 2213 | |
| Westbury (WSB) | d | | | | | | 1834 | | | | | 2006 | | | | | | | |
| Trowbridge (TRO) | d | | | | | | 1840 | | | | | 2012 | | | | | | | |
| Melksham (MKM) | d | | | | | | 1850 | | | | | 2022 | | | | | | | |
| Chippenham (CPM) | d | 1826 | | | 1856 | | 1904e | 1926 | | | 2026 | 2032 | | | 2125 | | | 2227 | |
| Cheltenham Spa (CNM) | d | | | 1759 | | | | | 1859 | | | | 1959 | | | | 2059 | | |
| Gloucester (GCR) | 7 d | 1750 | | 1814 | | | | | 1916 | | | | 2017 | | | | 2117 | | |
| Stonehouse (SHU) | d | 1802 | | 1826 | | | | | 1927 | | | | 2029 | | | | 2128 | | |
| Stroud (STD) | d | 1807 | | 1831 | | | | | 1932 | | | | 2034 | | | | 2133 | | |
| Kemble (KEM) | d | 1820 | | 1846 | | | | | 1948 | | | | 2050 | | | | 2148 | | |
| Swindon (SWI) | a | 1834 | 1838 | 1850 | 1859 | 1909 | 1917 | 1921 | 1938 | 2001 | 2018 | 2038 | 2050 | 2103 | 2117 | 2138 | 2201 | 2217 | 2239 |
| Swindon (SWI) | d | 1840 | 1851 | 1902 | 1910 | 1917 | | 1940 | 2003 | 2020 | 2040 | | 2104 | 2119 | 2139 | 2203 | 2219 | 2242 | |
| Didcot Parkway (DID) | d | 1858 | | 1919 | 1927 | 1934 | | 1958 | 2020 | | 2057 | | 2121 | | 2156 | 2220 | | 2258 | |
| Reading (RDG) | 7 a | 1910 | 1916 | 1931 | 1939 | 1946 | | 2010 | 2032 | 2044 | 2109 | | 2133 | 2144 | 2208 | 2232 | 2243 | 2309 | |
| London Paddington (PAD) | 15 a | 1939 | 1944 | 1959 | 2006 | 2015 | | 2036 | 2100 | 2110 | 2134 | | 2207 | 2209 | 2236 | 2304 | 2309 | 2356 | |

NOTES (see introductory pages for explanation of train operator codes and standard symbols)

- a Arrival time
- d Departure time
- e Arrives 3 minutes earlier
- E To Salisbury, see table 133
- F From Exeter St Davids, see table 135
- G From Penzance, see table 135

West Wales, Swansea, Cardiff, Weston-S.M, Bristol, Cheltenham Spa and Swindon to Reading and London

Mondays to Fridays

| Operator | GW | GW | GW | GW |
|----------------------------------|------|-------|-------|------|
| Train ID | 1L38 | 1L38 | 2B92 | 1A40 |
| Days of operation/Notes | FO | FX | | FO |
| 1st Class/Reservations/Bus/Ferry | 11 | 11 | | 11 |
| Catering facilities | ☞ | ☞ | | ☞ |
| Carmarthen (CMN) | d | | | |
| Pembrey & Burry Port (PBY) | d | | | |
| Llanelli (LLE) | 7 d | | | |
| Swansea (SWA) | d | 2123 | 2123 | |
| Neath (NTH) | d | 2135 | 2135 | |
| Port Talbot Parkway (PTA) | d | 2142 | 2142 | |
| Bridgend (BGN) | d | 2155 | 2155 | |
| Cardiff Central (CDF) | 7 d | 2218 | 2218 | |
| Newport (South Wales) (NWP) | d | 2233 | 2233 | |
| Taunton (TAU) | d | | | |
| Bridgwater (BWT) | d | | | |
| Highbridge & Burnham (HIG) | d | | | |
| Weston-super-Mare (WSM) | d | | | |
| Weston Milton (WNM) | d | | | |
| Worle (WOR) | d | | | |
| Yatton (YAT) | d | | | |
| Nailsea & Backwell (NLS) | d | | | |
| Bristol Temple Meads (BRI) | 10 d | | | 2240 |
| Bristol Parkway (BPW) | 7 d | 2255a | 2302a | |
| Bath Spa (BTH) | 7 d | | | 2253 |
| Westbury (WSB) | d | | | |
| Trowbridge (TRO) | d | | | |
| Melksham (MKM) | d | | | |
| Chippenham (CPM) | d | | | 2306 |
| Cheltenham Spa (CNM) | d | | 2216 | |
| Gloucester (GCR) | 7 d | | 2228 | |
| Stonehouse (SHU) | d | | 2239 | |
| Stroud (STD) | d | | 2244 | |
| Kemble (KEM) | d | | 2258 | |
| Swindon (SWI) | a | | 2312 | 2319 |
| Swindon (SWI) | d | | | 2320 |
| Didcot Parkway (DID) | d | | | 2337 |
| Reading (RDG) | 7 a | | | 2351 |
| London Paddington (PAD) | 15 a | | | 0030 |

NOTES (see introductory pages for explanation of train operator codes and standard symbols)

a Arrival time
d Departure time

FO Fridays only
FX Not Fridays

West Wales, Swansea, Cardiff, Weston-S.M, Bristol, Cheltenham Spa and Swindon to Reading and London

Saturdays

| Operator Train ID 1st Class/Reservations/Bus/Ferry Catering facilities | GW 1A01 ⌘ | GW 1L01 ⌘ | GW 1A03 ⌘ | GW 2B62 ⌘ | GW 1L62 ⌘ | GW 1A04 ⌘ | GW 1L04 ⌘ | GW 1A06 ⌘ | GW 1L05 ⌘ | GW 1L64 ⌘ | GW 1A07 ⌘ | GW 1L08 ⌘ | GW 2M11 ⌘ | GW 1A10 ⌘ | GW 1L09 ⌘ | GW 1L66 ⌘ | GW 1A12 ⌘ | GW 1L10 ⌘ | |
|---|-----------------|-----------------|-----------------|-----------------|-----------------|-----------------|-----------------|-----------------|-----------------|-----------------|-----------------|-----------------|-----------------|-----------------|-----------------|-----------------|-----------------|-----------------|------|
| Carmarthen (CMN) | d | | | | | | | | | | | | | | | | | | |
| Pembrey & Burry Port (PBY) | d | | | | | | | | | | | | | | | | | | |
| Llanelli (LLE) | 7 d | | | | | | | | | | | | | | | | | | |
| Swansea (SWA) | d | | 0356 | | | | 0525 | | 0552 | | | 0623 | | | 0644 | | | 0723 | |
| Neath (NTH) | d | | 0408 | | | | 0537 | | 0604 | | | 0635 | | | 0655 | | | 0735 | |
| Port Talbot Parkway (PTA) | d | | 0415 | | | | 0544 | | 0611 | | | 0642 | | | 0703 | | | 0745 | |
| Bridgend (BGN) | d | | 0428 | | | | 0557 | | 0624 | | | 0655 | | | 0716 | | | 0759 | |
| Cardiff Central (CDF) | 7 d | | 0514 | | | | 0619 | | 0647 | | | 0718 | | | 0741 | | | 0822 | |
| Newport (South Wales) (NWP) | d | | 0526 | | | | 0633 | | 0700 | | | 0732 | | | 0755 | | | 0835 | |
| Taunton (TAU) | d | | | | | | | | | | | | | | 0657 | | | | |
| Bridgwater (BWT) | d | | | | | | | | | | | | | | 0707 | | | | |
| Highbridge & Burnham (HIG) | d | | | | | | | | | | | | | | 0715 | | | | |
| Weston-super-Mare (WSM) | d | | | | | | | | 0620 | | | | | | 0727 | | | | |
| Weston Milton (WNM) | d | | | | | | | | | | | | | | | | | | |
| Worle (WOR) | d | | | | | | | | 0626 | | | | | | 0733 | | | | |
| Yatton (YAT) | d | | | | | | | | 0632 | | | | | | 0739 | | | | |
| Nailsea & Backwell (NLS) | d | | | | | | | | 0638 | | | | | | 0745 | | | | |
| Bristol Temple Meads (BRI) | 10 d | 0530 | | 0600 | | | 0630 | | 0700 | | | 0730 | | | 0800 | | | 0830 | |
| Bristol Parkway (BPW) | 7 d | | 0555 | | | | 0656e | | | 0721 | | | 0757e | | | 0821 | | 0856 | |
| Bath Spa (BTH) | 7 d | 0543 | | 0613 | | | 0643 | | 0713 | | | 0744 | | | 0813 | | | 0843 | |
| Westbury (WSB) | d | | | | | | | | | | | | | 0744 | | | | | |
| Trowbridge (TRO) | d | | | | | | | | | | | | | 0750 | | | | | |
| Melksham (MKM) | d | | | | | | | | | | | | | 0800 | | | | | |
| Chippenham (CPM) | d | 0556 | | 0626 | | | 0656 | | 0726 | | | 0757 | | 0810 | 0826 | | | 0856 | |
| Cheltenham Spa (CNM) | d | | | | 0548 | | | | | | 0649 | | | | | | 0758 | | |
| Gloucester (GCR) | 7 d | | | | 0605 | | | | | | 0711 | | | | | | 0814 | | |
| Stonehouse (SHU) | d | | | | 0616 | | | | | | 0725 | | | | | | 0828 | | |
| Stroud (STD) | d | | | | 0621 | | | | | | 0731 | | | | | | 0833 | | |
| Kemble (KEM) | d | | | | 0636 | | | | | | 0746 | | | | | | 0849 | | |
| Swindon (SWI) | a | 0608 | 0617 | 0638 | 0649 | | 0708 | 0718 | 0738 | 0744 | 0759 | 0810 | 0819 | 0826 | 0839 | 0843 | 0902 | 0910 | 0918 |
| Swindon (SWI) | d | 0611 | 0619 | 0641 | | 0700 | 0711 | 0720 | 0741 | 0747 | 0801 | 0811 | 0821 | | 0841 | 0846 | 0903 | 0912 | 0921 |
| Didcot Parkway (DID) | d | 0628 | 0635 | 0658 | | 0719 | 0727 | | 0756 | 0803 | 0817 | 0827 | | | 0857 | 0903 | 0919 | 0927 | |
| Reading (RDG) | 7 a | 0641 | 0648 | 0711 | | 0733 | 0740 | 0745 | 0810 | 0816 | 0830 | 0841 | 0846 | | 0910 | 0916 | 0933 | 0941 | 0946 |
| London Paddington (PAD) | 15 a | 0707 | 0714 | 0737 | | 0758 | 0806 | 0812 | 0839 | 0844 | 0859 | 0905 | 0912 | | 0937 | 0942 | 0959 | 1006 | 1012 |

NOTES (see introductory pages for explanation of train operator codes and standard symbols)

- a Arrival time
- d Departure time
- e Arrives 3 minutes earlier

West Wales, Swansea, Cardiff, Weston-S.M, Bristol, Cheltenham Spa and Swindon to Reading and London

Saturdays

| Operator Train ID Days of operation/Notes 1st Class/Reservations/Bus/Ferry Catering facilities | GW 2M13 | GW 1A13 A 11A A | GW 1L11 11A A | GW 1L68 11A A | GW 1A14 11A A | GW 1L12 B 11A A | GW 1A15 11A A | GW 1L13 11A A | GW 2M15 | GW 1L70 11A A | GW 1A16 11A A | GW 1L14 11A A | GW 1A17 11A A | GW 1L72 11A A | GW 1A18 11A A | GW 1L16 11A A | GW 1A19 11A A | GW 2M17 | |
|--|------------|-----------------------------|------------------------|------------------------|------------------------|-----------------------------|------------------------|------------------------|------------|------------------------|------------------------|------------------------|------------------------|------------------------|------------------------|------------------------|------------------------|------------|-------|
| Carmarthen (CMN) | d | | | | | 0724 | | | | | | | | | | | | | |
| Pembrey & Burry Port (PBY) | d | | | | | 0750 | | | | | | | | | | | | | |
| Llanelli (LLE) | 7 d | | | | | 0757 | | | | | | | | | | | | | |
| Swansea (SWA) | d | | 0741 | | | 0822 | | | | | | 0923 | | | | | 1022 | | |
| Neath (NTH) | d | | 0753 | | | 0834 | | | | | | 0935 | | | | | 1034 | | |
| Port Talbot Parkway (PTA) | d | | 0801 | | | 0841 | | | | | | 0943 | | | | | 1042 | | |
| Bridgend (BGN) | d | | 0815 | | | 0854 | | | | | | 0956 | | | | | 1055 | | |
| Cardiff Central (CDF) | 7 d | | 0841 | | | 0918 | | | | | | 1018 | | | | | 1118 | | |
| Newport (South Wales) (NWP) | d | | 0855 | | | 0934 | | | | | | 1032 | | | | | 1133 | | |
| Taunton (TAU) | d | 0758 | | | | | | | | | | | | | | | | | |
| Bridgwater (BWT) | d | 0808 | | | | | | | | | | | | | | | | | |
| Highbridge & Burnham (HIG) | d | 0815 | | | | | | | | | | | | | | | | | |
| Weston-super-Mare (WSM) | d | 0827 | | | | | | | | | | | | | | | | | |
| Weston Milton (WNM) | d | | | | | | | | | | | | | | | | | | |
| Worle (WOR) | d | 0833 | | | | | | | | | | | | | | | | | |
| Yatton (YAT) | d | 0839 | | | | | | | | | | | | | | | | | |
| Nailsea & Backwell (NLS) | d | 0845 | | | | | | | | | | | | | | | | | |
| Bristol Temple Meads (BRI) | 10 d | 0900 | | | 0930 | | 1000 | | | | 1030 | | 1100 | | | 1130 | | 1200 | |
| Bristol Parkway (BPW) | 7 d | | 0919f | | | 0957 | | 1024 | | | | 1057e | | | | 1157e | | | |
| Bath Spa (BTH) | 7 d | | 0913 | | 0945c | | 1014 | | | | 1043 | | 1113 | | | 1143 | | 1213 | |
| Westbury (WSB) | d | 0834 | | | | | | | 1007 | | | | | | | | | | 1205 |
| Trowbridge (TRO) | d | 0840 | | | | | | | 1013 | | | | | | | | | | 1211 |
| Melksham (MKM) | d | 0850 | | | | | | | 1023 | | | | | | | | | | 1221 |
| Chippenham (CPM) | d | 0905g | 0926 | | | 0958 | | 1027 | | 1038g | | 1056 | | 1126 | | 1156 | | 1226 | 1237h |
| Cheltenham Spa (CNM) | d | | | 0859 | | | | | | | 0959 | | | 1059 | | | | | |
| Gloucester (GCR) | 7 d | | | 0916 | | | | | | | 1016 | | | 1116 | | | | | |
| Stonehouse (SHU) | d | | | 0928 | | | | | | | 1029 | | | 1129 | | | | | |
| Stroud (STD) | d | | | 0933 | | | | | | | 1034 | | | 1134 | | | | | |
| Kemble (KEM) | d | | | 0948 | | | | | | | 1050 | | | 1150 | | | | | |
| Swindon (SWI) | a | 0923 | 0938 | 0943 | 1001 | 1010 | 1019 | 1039 | 1048 | 1054 | 1103 | 1109 | 1119 | 1138 | 1203 | 1208 | 1219 | 1238 | 1255 |
| Swindon (SWI) | d | | 0941 | 0946 | 1003 | 1012 | 1021 | 1041 | 1049 | | 1104 | 1111 | 1121 | 1141 | 1204 | 1211 | 1221 | 1241 | |
| Didcot Parkway (DID) | d | | 0956 | 1004 | 1019 | 1027 | | 1056 | 1107 | | 1121 | 1126 | | 1156 | 1221 | 1226 | | 1256 | |
| Reading (RDG) | 7 a | | 1010 | 1017 | 1032 | 1041 | 1046 | 1110 | 1121 | | 1134 | 1140 | 1146 | 1210 | 1234 | 1240 | 1246 | 1310 | |
| London Paddington (PAD) | 15 a | | 1036 | 1041 | 1059 | 1108 | 1112 | 1137 | 1152 | | 1159 | 1207 | 1211 | 1237 | 1259 | 1306 | 1311 | 1337 | |

NOTES (see introductory pages for explanation of train operator codes and standard symbols)

- a Arrival time
- d Departure time
- c Arrives 4 minutes earlier
- e Arrives 3 minutes earlier
- f Arrives 5 minutes earlier
- g Arrives 6 minutes earlier
- h Arrives 7 minutes earlier

- A From Exeter St Davids, see table 135
- B Also calls at Ferryside 0736 and Kidwelly 0743

West Wales, Swansea, Cardiff, Weston-S.M, Bristol, Cheltenham Spa and Swindon to Reading and London

Saturdays

| Operator Train ID 1st Class/Reservations/Bus/Ferry Catering facilities | GW 1L74 111 | GW 1A20 111 | GW 1L18 111 | GW 1A21 111 | GW 1L76 111 | GW 1A22 111 | GW 1L20 111 | GW 1A23 111 | GW 2M19 | GW 1L78 111 | GW 1A24 111 | GW 1L22 111 | GW 1A25 111 | GW 1L23 111 | GW 2M20 | GW 2B80 111 | GW 1A26 111 | GW 1L24 111 |
|---|-------------------|-------------------|-------------------|-------------------|-------------------|-------------------|-------------------|-------------------|------------|-------------------|-------------------|-------------------|-------------------|-------------------|------------|-------------------|-------------------|-------------------|
| Carmarthen (CMN) | d | | | | | | | | | | | | | | | | | |
| Pembrey & Burry Port (PBY) | d | | | | | | | | | | | | | | | | | |
| Llanelli (LLE) | 7 d | | | | | | | | | | | | | | | | | |
| Swansea (SWA) | d | | 1124 | | | | 1222 | | | | | 1324 | | | | | | 1423 |
| Neath (NTH) | d | | 1136 | | | | 1234 | | | | | 1336 | | | | | | 1435 |
| Port Talbot Parkway (PTA) | d | | 1144 | | | | 1242 | | | | | 1344 | | | | | | 1443 |
| Bridgend (BGN) | d | | 1158 | | | | 1255 | | | | | 1356 | | | | | | 1455 |
| Cardiff Central (CDF) | 7 d | | 1221 | | | | 1318 | | | | | 1421 | | 1441 | | | | 1518 |
| Newport (South Wales) (NWP) | d | | 1234 | | | | 1332 | | | | | 1434 | | 1455 | | | | 1532 |
| Taunton (TAU) | d | 1132 | | | | | | | | | | | | | | | | |
| Bridgwater (BWT) | d | 1143 | | | | | | | | | | | | | | | | |
| Highbridge & Burnham (HIG) | d | 1150 | | | | | | | | | | | | | | | | |
| Weston-super-Mare (WSM) | d | 1202 | | | | 1302 | | | | | 1402 | | | | | | | 1501 |
| Weston Milton (WNM) | d | | | | | | | | | | | | | | | | | |
| Worle (WOR) | d | | | | | | | | | | | | | | | | | |
| Yatton (YAT) | d | 1213 | | | | | | | | | | | | | | | | 1512 |
| Nailsea & Backwell (NLS) | d | | | | | | | | | | | | | | | | | |
| Bristol Temple Meads (BRI) | 10 d | 1230 | | 1300 | | 1330 | | 1400 | | | 1430 | | 1500 | | | | | 1530 |
| Bristol Parkway (BPW) | 7 d | | 1257e | | | | 1357e | | | | | 1457e | | 1518 | | | | 1557e |
| Bath Spa (BTH) | 7 d | 1243 | | 1313 | | 1344e | | 1413 | | | 1443 | | 1513 | | | | | 1543 |
| Westbury (WSB) | d | | | | | | | | 1405 | | | | | | 1506 | | | |
| Trowbridge (TRO) | d | | | | | | | | 1411 | | | | | | 1512 | | | |
| Melksham (MKM) | d | | | | | | | | 1423 | | | | | | 1522 | | | |
| Chippenham (CPM) | d | 1256 | | 1326 | | 1357 | | 1426 | 1438c | | 1456 | | 1526 | | 1532 | | | 1556 |
| Cheltenham Spa (CNM) | d | 1159 | | | 1259 | | | | | 1359 | | | | | | | 1459 | |
| Gloucester (GCR) | 7 d | 1215 | | | 1316 | | | | | 1416 | | | | | | | 1516 | |
| Stonehouse (SHU) | d | 1228 | | | 1328 | | | | | 1429 | | | | | | | 1528 | |
| Stroud (STD) | d | 1234 | | | 1334 | | | | | 1434 | | | | | | | 1534 | |
| Kemble (KEM) | d | 1249 | | | 1349 | | | | | 1449 | | | | | | | 1549 | |
| Swindon (SWI) | a | 1302 | 1309 | 1319 | 1339 | 1402 | 1409 | 1419 | 1438 | 1454 | 1502 | 1509 | 1519 | 1538 | 1544 | 1548 | 1602 | 1608 1619 |
| Swindon (SWI) | d | 1304 | 1311 | 1321 | 1341 | 1404 | 1411 | 1421 | 1441 | | 1504 | 1511 | 1521 | 1541 | 1546 | | | 1611 1621 |
| Didcot Parkway (DID) | d | 1320 | 1326 | | 1356 | 1420 | 1426 | | 1456 | | 1520 | 1526 | | 1556 | 1605 | | | 1626 |
| Reading (RDG) | 7 a | 1333 | 1340 | 1346 | 1410 | 1433 | 1440 | 1446 | 1510 | | 1533 | 1540 | 1547 | 1610 | 1619 | | | 1640 1646 |
| London Paddington (PAD) | 15 a | 1359 | 1408 | 1414 | 1437 | 1459 | 1507 | 1512 | 1537 | | 1559 | 1608 | 1613 | 1635 | 1644 | | | 1707 1712 |

NOTES (see introductory pages for explanation of train operator codes and standard symbols)

- a Arrival time
- d Departure time
- c Arrives 4 minutes earlier
- e Arrives 3 minutes earlier

West Wales, Swansea, Cardiff, Weston-S.M, Bristol, Cheltenham Spa and Swindon to Reading and London

Saturdays

| Operator Train ID 1st Class/Reservations/Bus/Ferry Catering facilities | GW 1A27 ⌘ | GW 1L82 ⌘ | GW 1A28 ⌘ | GW 1L26 ⌘ | GW 2M21 | GW 1A29 ⌘ | GW 1L27 ⌘ | GW 1L84 ⌘ | GW 1A30 ⌘ | GW 1L28 ⌘ | GW 1A31 ⌘ | GW 2B86 ⌘ | GW 1A32 ⌘ | GW 1L30 ⌘ | GW 2M23 | GW 1A33 ⌘ | GW 1L88 ⌘ | GW 1L32 ⌘ | |
|---|-----------------|-----------------|-----------------|-----------------|------------|-----------------|-----------------|-----------------|-----------------|-----------------|-----------------|-----------------|-----------------|-----------------|------------|-----------------|-----------------|-----------------|------|
| Carmarthen (CMN) | d | | | | | | | | | | | | | | | | | | |
| Pembrey & Burry Port (PBY) | d | | | | | | | | | | | | | | | | | | |
| Llanelli (LLE) | 7 d | | | | | | | | | | | | | | | | | | |
| Swansea (SWA) | d | | | 1526 | | | | | | 1622 | | | | 1726 | | | | 1822 | |
| Neath (NTH) | d | | | 1538 | | | | | | 1634 | | | | 1738 | | | | 1834 | |
| Port Talbot Parkway (PTA) | d | | | 1546 | | | | | | 1642 | | | | 1747 | | | | 1842 | |
| Bridgend (BGN) | d | | | 1558 | | | | | | 1655 | | | | 1800 | | | | 1855 | |
| Cardiff Central (CDF) | 7 d | | | 1623 | | | | | | 1718 | | | | 1822 | | | | 1919 | |
| Newport (South Wales) (NWP) | d | | | 1636 | | | | | | 1731 | | | | 1835 | | | | 1932 | |
| Taunton (TAU) | d | | | | | | | | | | | | | | | | | | |
| Bridgwater (BWT) | d | | | | | | | | | | | | | | | | | | |
| Highbridge & Burnham (HIG) | d | | | | | | | | | | | | | | | | | | |
| Weston-super-Mare (WSM) | d | | 1602 | | | | | | 1702 | | | | | 1802 | | | | | |
| Weston Milton (WNM) | d | | | | | | | | | | | | | | | | | | |
| Worle (WOR) | d | | | | | | | | | | | | | | | | | | |
| Yatton (YAT) | d | | | | | | | | | | | | | | | | | | |
| Nailsea & Backwell (NLS) | d | | | | | | | | | | | | | | | | | | |
| Bristol Temple Meads (BRI) | 10 d | 1600 | | 1630 | | 1700 | | | 1730 | | 1800 | | 1830 | | | 1900 | | | |
| Bristol Parkway (BPW) | 7 d | | | 1657 | | | 1724 | | | 1757c | | | | 1857e | | | | 1957e | |
| Bath Spa (BTH) | 7 d | 1613 | | 1643 | | | 1713 | | 1743 | | 1813 | | 1843 | | | 1913 | | | |
| Westbury (WSB) | d | | | | 1636 | | | | | | | | | | 1835 | | | | |
| Trowbridge (TRO) | d | | | | 1642 | | | | | | | | | | 1841 | | | | |
| Melksham (MKM) | d | | | | 1652 | | | | | | | | | | 1851 | | | | |
| Chippenham (CPM) | d | 1626 | | 1656 | | 1708h | 1726 | | | 1756 | | 1826 | | 1856 | | 1905f | 1926 | | |
| Cheltenham Spa (CNM) | d | | 1559 | | | | | 1659 | | | | 1759 | | | | | | 1859 | |
| Gloucester (GCR) | 7 d | | 1616 | | | | | 1717 | | | | 1816 | | | | | | 1916 | |
| Stonehouse (SHU) | d | | 1629 | | | | | 1729 | | | | 1829 | | | | | | 1928 | |
| Stroud (STD) | d | | 1634 | | | | | 1734 | | | | 1834 | | | | | | 1933 | |
| Kemble (KEM) | d | | 1649 | | | | | 1749 | | | | 1849 | | | | | | 1949 | |
| Swindon (SWI) | a | 1639 | 1702 | 1708 | 1720 | 1725 | 1738 | 1748 | 1802 | 1808 | 1819 | 1838 | 1902 | 1908 | 1919 | 1924 | 1939 | 2002 | 2019 |
| Swindon (SWI) | d | 1641 | 1704 | 1711 | 1721 | | 1741 | 1749 | 1804 | 1811 | 1821 | 1841 | | 1911 | 1921 | | 1941 | 2004 | 2021 |
| Didcot Parkway (DID) | d | 1656 | 1720 | 1726 | | | 1756 | 1807 | 1820 | 1826 | | 1856 | | 1926 | | | 1956 | 2020 | |
| Reading (RDG) | 7 a | 1710 | 1733 | 1740 | 1747 | | 1810 | 1821 | 1833 | 1840 | 1846 | 1910 | | 1940 | 1946 | | 2010 | 2033 | 2046 |
| London Paddington (PAD) | 15 a | 1737 | 1759 | 1807 | 1811 | | 1837 | 1852 | 1859 | 1906 | 1913 | 1937 | | 2007 | 2011 | | 2035 | 2059 | 2111 |

NOTES (see introductory pages for explanation of train operator codes and standard symbols)

- a Arrival time
- d Departure time
- c Arrives 4 minutes earlier
- e Arrives 3 minutes earlier
- f Arrives 5 minutes earlier
- h Arrives 7 minutes earlier

West Wales, Swansea, Cardiff, Weston-S.M, Bristol, Cheltenham Spa and Swindon to Reading and London

Saturdays

| Operator Train ID Days of operation/Notes 1st Class/Reservations/Bus/Ferry Catering facilities | GW | GW | GW | GW | GW | GW | GW | GW | GW | GW | GW |
|--|------|------|------|------|------|------|------|-----------|-----------|-------|----|
| | 1A35 | 1L90 | 1L34 | 1A37 | 1L92 | 1L36 | 2B98 | 1A39 D | 1A40 C | 1T42 | |
| | 11 | 11 | 11 | 11 | 11 | 11 | | 11 | 11 | 11 | |
| Carmarthen (CMN) | d | | | | | | | | | | |
| Pembrey & Burry Port (PBY) | d | | | | | | | | | | |
| Llanelli (LLE) | 7 d | | | | | | | | | | |
| Swansea (SWA) | d | | 1926 | | | 2022 | | | | | |
| Neath (NTH) | d | | 1938 | | | 2034 | | | | | |
| Port Talbot Parkway (PTA) | d | | 1946 | | | 2042 | | | | | |
| Bridgend (BGN) | d | | 1959 | | | 2055 | | | | | |
| Cardiff Central (CDF) | 7 d | | 2022 | | | 2118 | | | | | |
| Newport (South Wales) (NWP) | d | | 2035 | | | 2131 | | | | | |
| Taunton (TAU) | d | | | 1958 | | | | 2119 | 2140 | | |
| Bridgwater (BWT) | d | | | 2009 | | | | | 2151 | | |
| Highbridge & Burnham (HIG) | d | | | 2016 | | | | | 2158 | | |
| Weston-super-Mare (WSM) | d | | | 2029 | | | | | 2210 | | |
| Weston Milton (WNM) | d | | | | | | | | | | |
| Worle (WOR) | d | | | | | | | | 2216 | | |
| Yatton (YAT) | d | | | 2039 | | | | | 2222 | | |
| Nailsea & Backwell (NLS) | d | | | 2045 | | | | | 2228 | | |
| Bristol Temple Meads (BRI) | 10 d | 2000 | | 2100 | | | | 2200 | 2240 | 2330 | |
| Bristol Parkway (BPW) | 7 d | | 2056 | | | 2152 | | | | | |
| Bath Spa (BTH) | 7 d | 2013 | | 2113 | | | | 2213 | 2254e | 2344e | |
| Westbury (WSB) | d | | | | | | | | | | |
| Trowbridge (TRO) | d | | | | | | | | | | |
| Melksham (MKM) | d | | | | | | | | | | |
| Chippenham (CPM) | d | 2026 | | 2126 | | | | 2227 | 2308 | 2356s | |
| Cheltenham Spa (CNM) | d | | 2002 | | | 2105 | | 2132 | | | |
| Gloucester (GCR) | 7 d | | 2016 | | | 2119 | | 2145 | | | |
| Stonehouse (SHU) | d | | 2029 | | | 2131 | | 2157 | | | |
| Stroud (STD) | d | | 2034 | | | 2136 | | 2202 | | | |
| Kemble (KEM) | d | | 2049 | | | 2152 | | 2215 | | | |
| Swindon (SWI) | a | 2038 | 2102 | 2118 | 2138 | 2205 | 2214 | 2230 | 2239 | 2320 | |
| Swindon (SWI) | d | 2041 | 2104 | 2120 | 2140 | 2206 | | | 2241 | 2322 | |
| Didcot Parkway (DID) | d | 2056 | 2120 | 2136 | 2156 | 2223 | | | 2257 | 2339 | |
| Reading (RDG) | 7 a | 2110 | 2133 | 2149 | 2209 | 2236 | | | 2311 | 2352 | |
| London Paddington (PAD) | 15 a | 2137 | 2200 | 2216 | 2239 | 2305 | | | 2342 | 0033 | |

NOTES (see introductory pages for explanation of train operator codes and standard symbols)

- a Arrival time
- d Departure time
- s Stops to set down only
- e Arrives 3 minutes earlier

- C Also calls at Slough 0011
- D From Penzance, see table 135

West Wales, Swansea, Cardiff, Weston-S.M, Bristol, Cheltenham Spa and Swindon to Reading and London

Sundays

| Operator Train ID Days of operation/Notes 1st Class/Reservations/Bus/Ferry Catering facilities | GW 1A07 | GW 1A09 | GW 2M05 A | GW 1L32 | GW 1A10 | GW 2B38 | GW 1L34 | GW 1L40 | GW 2B44 | GW 1A12 | GW 1L42 | GW 1L46 | GW 2M07 | GW 1A14 | GW 1L50 | GW 1L51 | GW 1A16 | GW 1L52 | |
|--|------------|------------|-----------------|------------|------------|------------|------------|------------|------------|------------|------------|------------|------------|------------|------------|------------|------------|------------|------|
| Carmarthen (CMN) | d | | | | | | | | | | | | | | | | | | |
| Pembrey & Burry Port (PBY) | d | | | | | | | | | | | | | | | | | | |
| Llanelli (LLE) | 7 d | | | | | | | | | | | | | | | | | | |
| Swansea (SWA) | d | | | | | | 0755 | | | | 0835 | 0923 | | | | 1022 | | | |
| Neath (NTH) | d | | | | | | 0807 | | | | 0847 | 0935 | | | | 1035 | | | |
| Port Talbot Parkway (PTA) | d | | | | | | 0814 | | | | 0854 | 0942 | | | | 1042 | | | |
| Bridgend (BGN) | d | | | | | | 0827 | | | | 0907 | 0955 | | | | 1055 | | | |
| Cardiff Central (CDF) | 7 d | | | | | | 0850 | | | | 0930 | 1020 | | | | 1120 | | | |
| Newport (South Wales) (NWP) | d | | | | | | 0908 | | | | 0948 | 1033 | | | | 1133 | | | |
| Taunton (TAU) | d | | | | | | | | | | | | | | | | | | |
| Bridgwater (BWT) | d | | | | | | | | | | | | | | | | | | |
| Highbridge & Burnham (HIG) | d | | | | | | | | | | | | | | | | | | |
| Weston-super-Mare (WSM) | d | | | | 0829 | | | | | | | | | | | | 1131 | | |
| Weston Milton (WNM) | d | | | | | | | | | | | | | | | | | | |
| Worle (WOR) | d | | | | 0835 | | | | | | | | | | | | 1137 | | |
| Yatton (YAT) | d | | | | 0841 | | | | | | | | | | | | 1142 | | |
| Nailsea & Backwell (NLS) | d | | | | 0847 | | | | | | | | | | | | 1148 | | |
| Bristol Temple Meads (BRI) | 10 d | 0745 | | | 0900 | | | | | 1000 | | | | 1100 | | | 1200 | | |
| Bristol Parkway (BPW) | 7 d | | | 0845 | | | 0934 | 1003 | | | 1025e | 1055 | | | | 1155c | | 1224 | |
| Bath Spa (BTH) | 7 d | 0758 | | | 0913 | | | | | 1013 | | | | 1113 | | | 1213 | | |
| Westbury (WSB) | d | | 0820 | | | | | | | | | | 1044 | | | | | | |
| Trowbridge (TRO) | d | | 0827 | | | | | | | | | | 1049 | | | | | | |
| Melksham (MKM) | d | | 0837 | | | | | | | | | | 1100 | | | | | | |
| Chippenham (CPM) | d | 0810 | 0847 | | 0926c | | | | | 1026 | | | 1111 | 1126 | | | 1226 | | |
| Cheltenham Spa (CNM) | d | | | | | | | | 0934 | | | | | | | 1054 | | | |
| Gloucester (GCR) | 7 d | | | | | 0910 | | | 0946 | | | | | | | 1115 | | | |
| Stonehouse (SHU) | d | | | | | 0922 | | | 0958 | | | | | | | 1126 | | | |
| Stroud (STD) | d | | | | | 0927 | | | 1003 | | | | | | | 1132 | | | |
| Kemble (KEM) | d | | | | | 0941 | | | 1016 | | | | | | | 1147 | | | |
| Swindon (SWI) | a | 0823 | 0903 | 0907 | 0938 | 0955 | 0958 | 1026 | 1030 | 1038 | 1048 | 1117 | 1128 | 1138 | 1201 | 1217 | 1238 | 1248 | |
| Swindon (SWI) | d | 0824 | 0853 | | 0909 | 0940 | | 1000 | 1027 | | 1040 | 1049 | 1118 | | 1140 | 1201 | 1219 | 1240 | 1249 |
| Didcot Parkway (DID) | d | 0841 | 0910 | | 0925 | 0956 | | | | 1056 | | | | 1156 | 1219 | | 1256 | 1307 | |
| Reading (RDG) | 7 a | 0854 | 0923 | | 0937 | 1009 | | 1025 | 1053 | | 1109 | 1115 | 1144 | | 1209 | 1231 | 1244 | 1309 | 1321 |
| London Paddington (PAD) | 15 a | 0921 | 0953 | | 1005 | 1036 | | 1052 | 1120 | | 1136 | 1139 | 1209 | | 1235 | 1259 | 1309 | 1336 | 1351 |

NOTES (see introductory pages for explanation of train operator codes and standard symbols)

- a Arrival time
- d Departure time
- c Arrives 3 minutes earlier
- e Arrives 11 minutes earlier

A From Warminster, see table 133

West Wales, Swansea, Cardiff, Weston-S.M, Bristol, Cheltenham Spa and Swindon to Reading and London

Sundays

| Operator Train ID Days of operation/Notes 1st Class/Reservations/Bus/Ferry Catering facilities | GW 2B07 | GW 1A17 | GW 1L54 | GW 2V79 B | GW 1A18 | GW 2B08 | GW 1L60 | GW 1A20 | GW 2B09 | GW 2A21 | GW 1L64 | GW 2M11 C | GW 1A22 | GW 1L66 | GW 1A23 | GW 1L68 | GW 1A24 | GW 2B11 | |
|--|------------|------------|------------|-----------------|------------|------------|------------|------------|------------|------------|------------|-----------------|------------|------------|------------|------------|------------|------------|------|
| Carmarthen (CMN) | d | | | | | | 1127 | | | | | | | | | | | | |
| Pembrey & Burry Port (PBY) | d | | | | | | 1147 | | | | | | | | | | | | |
| Llanelli (LLE) | 7 d | | | | | | 1154 | | | | | | | | | | | | |
| Swansea (SWA) | d | | 1123 | | | | 1223 | | | | 1323 | | | | | 1422 | | | |
| Neath (NTH) | d | | 1135 | | | | 1235 | | | | 1335 | | | | | 1434 | | | |
| Port Talbot Parkway (PTA) | d | | 1142 | | | | 1243 | | | | 1342 | | | | | 1441 | | | |
| Bridgend (BGN) | d | | 1155 | | | | 1255 | | | | 1357 | | | | | 1454 | | | |
| Cardiff Central (CDF) | 7 d | | 1220 | | | | 1320 | | | | 1420 | | | | | 1516 | | | |
| Newport (South Wales) (NWP) | d | | 1233 | | | | 1334 | | | | 1433 | | | | | 1529 | | | |
| Taunton (TAU) | d | | | | | | | | | | | | | | | | | | |
| Bridgwater (BWT) | d | | | | | | | | | | | | | | | | | | |
| Highbridge & Burnham (HIG) | d | | | | | | | | | | | | | | | | | | |
| Weston-super-Mare (WSM) | d | | | | | | | 1328 | | | | | | | | | | 1528 | |
| Weston Milton (WNM) | d | | | | | | | | | | | | | | | | | | |
| Worle (WOR) | d | | | | | | | 1334 | | | | | | | | | | 1534 | |
| Yatton (YAT) | d | | | | | | | 1340 | | | | | | | | | | 1540 | |
| Nailsea & Backwell (NLS) | d | | | | | | | 1346 | | | | | | | | | | 1546 | |
| Bristol Temple Meads (BRI) | 10 d | 1230 | | | 1300 | | | 1400 | | 1430 | | | 1500 | | 1530 | | | 1600 | |
| Bristol Parkway (BPW) | 7 d | | 1255 | | | | 1355 | | | | 1455 | | | | | 1555c | | | |
| Bath Spa (BTH) | 7 d | 1243 | | | 1313 | | | 1413 | | 1444 | | | 1513 | | 1543 | | | 1613 | |
| Westbury (WSB) | d | | | 1245 | | | | | | | | 1440 | | | | | | | |
| Trowbridge (TRO) | d | | | 1252 | | | | | | | | 1446 | | | | | | | |
| Melksham (MKM) | d | | | 1301 | | | | | | | | 1456 | | | | | | | |
| Chippenham (CPM) | d | 1256 | | 1311 | 1326 | | | 1426 | | 1457 | | 1506 | 1526 | | 1556 | | | 1626 | |
| Cheltenham Spa (CNM) | d | 1155 | | | | 1301 | | | | 1401 | | | | 1501 | | | | 1601 | |
| Gloucester (GCR) | 7 d | 1217 | | | | 1317 | | | | 1419 | | | | 1516 | | | | 1617 | |
| Stonehouse (SHU) | d | 1230 | | | | 1329 | | | | 1431 | | | | 1529 | | | | 1630 | |
| Stroud (STD) | d | 1235 | | | | 1335 | | | | 1436 | | | | 1534 | | | | 1636 | |
| Kemble (KEM) | d | 1250 | | | | 1349 | | | | 1451 | | | | 1549 | | | | 1650 | |
| Swindon (SWI) | a | 1303 | 1308 | 1317 | 1328 | 1338 | 1403 | 1417 | 1438 | 1504 | 1514 | 1518 | 1523 | 1538 | 1602 | 1608 | 1618 | 1638 | 1704 |
| Swindon (SWI) | d | | 1310 | 1319 | | 1340 | | 1419 | 1440 | | | 1520 | | 1540 | 1602 | 1611 | 1619 | 1640 | |
| Didcot Parkway (DID) | d | | 1326 | | | 1356 | | | 1456 | | | | | 1556 | 1620 | 1627 | | 1656 | |
| Reading (RDG) | 7 a | | 1340 | 1344 | | 1409 | | 1444 | 1509 | | | 1545 | | 1609 | 1632 | 1640 | 1645 | 1709 | |
| London Paddington (PAD) | 15 a | | 1406 | 1409 | | 1435 | | 1509 | 1536 | | | 1610 | | 1636 | 1659 | 1706 | 1709 | 1735 | |

NOTES (see introductory pages for explanation of train operator codes and standard symbols)

- a Arrival time
- d Departure time
- c Arrives 3 minutes earlier
- B From Weymouth, see table 133
- C From Frome, see table 133

West Wales, Swansea, Cardiff, Weston-S.M, Bristol, Cheltenham Spa and Swindon to Reading and London

Sundays

| Operator | Train ID | Days of operation/Notes | 1st Class/Reservations/Bus/Ferry | Catering facilities | GW 1A25 | GW 1L74 D | GW 2M13 C | GW 1A26 E | GW 1L76 | GW 1L78 | GW 1A27 | GW 1L82 | GW 1A28 | GW 2B13 | GW 2M15 C | GW 1L90 F | GW 1A30 G | GW 2B14 | GW 1L92 | GW 1A32 | GW 2B15 | GW 2M17 |
|-----------------------------|----------|-------------------------|----------------------------------|---------------------|---------|-----------|-----------|-----------|---------|---------|---------|---------|---------|---------|-----------|-----------|-----------|---------|---------|---------|---------|---------|
| Carmarthen (CMN) | d | | | | | 1417 | | | | | | | | | | 1623 | | | | | | |
| Pembrey & Burry Port (PBY) | d | | | | | 1444 | | | | | | | | | | 1650 | | | | | | |
| Llanelli (LLE) | 7 d | | | | | 1451 | | | | | | | | | | 1657 | | | | | | |
| Swansea (SWA) | d | | | | | 1523 | | | | | | 1624 | | | | 1724 | | | 1824 | | | |
| Neath (NTH) | d | | | | | 1535 | | | | | | 1636 | | | | 1736 | | | 1836 | | | |
| Port Talbot Parkway (PTA) | d | | | | | 1542 | | | | | | 1643 | | | | 1743 | | | 1842 | | | |
| Bridgend (BGN) | d | | | | | 1555 | | | | | | 1656 | | | | 1756 | | | 1856 | | | |
| Cardiff Central (CDF) | 7 d | | | | | 1620 | | | 1650 | | | 1720 | | | | 1820 | | | 1920 | | | |
| Newport (South Wales) (NWP) | d | | | | | 1633 | | | 1705 | | | 1733 | | | | 1835 | | | 1934 | | | |
| Taunton (TAU) | d | | | | | | | 1620 | | | | 1703 | | | | 1757 | | | | | 1858 | |
| Bridgwater (BWT) | d | | | | | | | 1631 | | | | 1713 | | | | 1808 | | | | | 1909 | |
| Highbridge & Burnham (HIG) | d | | | | | | | | | | | 1720 | | | | 1815 | | | | | 1916 | |
| Weston-super-Mare (WSM) | d | | | | | | | | | | | 1730 | | | | 1826 | | | | | 1927 | |
| Weston Milton (WNM) | d | | | | | | | | | | | | | | | | | | | | | |
| Worle (WOR) | d | | | | | | | | | | | 1738 | | | | 1832 | | | | | 1933 | |
| Yatton (YAT) | d | | | | | | | | | | | 1742 | | | | 1838 | | | | | 1939 | |
| Nailsea & Backwell (NLS) | d | | | | | | | | | | | 1748 | | | | 1844 | | | | | 1945 | |
| Bristol Temple Meads (BRI) | 10 d | | | | 1630 | | | 1700 | | | 1730 | | 1800 | | | 1858c | | 1900 | | | 2000 | |
| Bristol Parkway (BPW) | 7 d | | | | | 1655 | | | 1727 | | | 1755 | | | | | | | 1955 | | | |
| Bath Spa (BTH) | 7 d | | | | 1643 | | | 1713 | | | 1743 | | 1813 | | | | 1913 | | | | 2013 | |
| Westbury (WSB) | d | | | | | | 1652 | | | | | | | | 1835 | | | | | | | 2024 |
| Trowbridge (TRO) | d | | | | | | 1658 | | | | | | | | 1841 | | | | | | | 2030 |
| Melksham (MKM) | d | | | | | | 1708 | | | | | | | | 1851 | | | | | | | 2040 |
| Chippenham (CPM) | d | | | | 1656 | | 1718 | 1726 | | | | 1755 | | 1826 | | 1901 | | 1926 | | | 2026 | 2050 |
| Cheltenham Spa (CNM) | d | | | | | | | | 1701 | | | | | 1801 | | | | 1900 | | | | 2000 |
| Gloucester (GCR) | 7 d | | | | | | | | 1717 | | | | | 1818 | | | | 1917 | | | | 2017 |
| Stonehouse (SHU) | d | | | | | | | | 1728 | | | | | 1830 | | | | 1929 | | | | 2029 |
| Stroud (STD) | d | | | | | | | | 1734 | | | | | 1835 | | | | 1934 | | | | 2034 |
| Kemble (KEM) | d | | | | | | | | 1750 | | | | | 1848 | | | | 1947 | | | | 2049 |
| Swindon (SWI) | a | | | | 1708 | 1717 | 1734 | 1739 | 1750 | 1803 | 1808 | 1817 | 1839 | 1902 | 1917 | 1921 | 1939 | 2001 | 2018 | 2039 | 2102 | 2106 |
| Swindon (SWI) | d | | | | 1710 | 1719 | | 1740 | 1751 | 1804 | 1810 | 1819 | 1840 | | | 1923 | 1940 | | 2019 | 2040 | | |
| Didcot Parkway (DID) | d | | | | 1726 | | | | 1809 | 1821 | 1826 | | 1858 | | | | 1958 | | 2036 | 2058 | | |
| Reading (RDG) | 7 a | | | | 1740 | 1744 | | 1806 | 1823 | 1833 | 1840 | 1844 | 1910 | | | 1948 | 2010 | | 2049 | 2111 | | |
| London Paddington (PAD) | 15 a | | | | 1808 | 1810 | | 1836 | 1850 | 1859 | 1907 | 1909 | 1938 | | | 2014 | 2039 | | 2113 | 2136 | | |

NOTES (see introductory pages for explanation of train operator codes and standard symbols)

- a Arrival time
- d Departure time
- c Arrives 3 minutes earlier

- C From Frome, see table 133
- D Also calls at Ferryside 1430 and Kidwelly 1437
- E From Plymouth, see table 135
- F Also calls at Ferryside 1635 and Kidwelly 1642
- G From Exeter St Davids, see table 135

West Wales, Swansea, Cardiff, Weston-S.M, Bristol, Cheltenham Spa and Swindon to Reading and London

Sundays

| Operator Train ID Days of operation/Notes 1st Class/Reservations/Bus/Ferry Catering facilities | GW | GW | GW | GW | GW | GW |
|--|------|------|------|-----------|------|-----------|
| | 1L94 | 1A34 | 2B16 | 1L96 H | 2B90 | 1A36 E |
| | Ⓜ | Ⓜ | | Ⓜ | Ⓜ | Ⓜ |
| Carmarthen (CMN) | d | | | 1920 | | |
| Pembrey & Burry Port (PBY) | d | | | 1947 | | |
| Llanelli (LLE) | 7 d | | | 1954 | | |
| Swansea (SWA) | d | 1924 | | 2019 | | |
| Neath (NTH) | d | 1936 | | 2031 | | |
| Port Talbot Parkway (PTA) | d | 1942 | | 2037 | | |
| Bridgend (BGN) | d | 1956 | | 2051 | | |
| Cardiff Central (CDF) | 7 d | 2020 | | 2120 | | |
| Newport (South Wales) (NWP) | d | 2033 | | 2133 | | |
| Taunton (TAU) | d | | | | | 2142 |
| Bridgwater (BWT) | d | | | | | |
| Highbridge & Burnham (HIG) | d | | | | | |
| Weston-super-Mare (WSM) | d | | 2028 | | | 2204 |
| Weston Milton (WNM) | d | | | | | |
| Worle (WOR) | d | | 2034 | | | |
| Yatton (YAT) | d | | 2040 | | | |
| Nailsea & Backwell (NLS) | d | | 2046 | | | |
| Bristol Temple Meads (BRI) | 10 d | | 2100 | | | 2230 |
| Bristol Parkway (BPW) | 7 d | 2055 | | 2155 | | |
| Bath Spa (BTH) | 7 d | | 2113 | | | 2243 |
| Westbury (WSB) | d | | | | | |
| Trowbridge (TRO) | d | | | | | |
| Melksham (MKM) | d | | | | | |
| Chippenham (CPM) | d | | 2126 | | | 2255 |
| Cheltenham Spa (CNM) | d | | | 2100 | 2200 | |
| Gloucester (GCR) | 7 d | | | 2117 | 2213 | |
| Stonehouse (SHU) | d | | | 2129 | 2226 | |
| Stroud (STD) | d | | | 2134 | 2232 | |
| Kemble (KEM) | d | | | 2147 | 2245 | |
| Swindon (SWI) | a | 2117 | 2139 | 2202 | 2218 | 2259 |
| Swindon (SWI) | d | 2119 | 2140 | | 2219 | 2309 |
| Didcot Parkway (DID) | d | 2135 | 2157 | | 2236 | 2326 |
| Reading (RDG) | 7 a | 2148 | 2210 | | 2249 | 2339 |
| London Paddington (PAD) | 15 a | 2214 | 2237 | | 2324 | 0013 |

NOTES (see introductory pages for explanation of train operator codes and standard symbols)

a Arrival time

d Departure time

E From Plymouth, see table 135

H Also calls at Ferryside 1932 and Kidwelly 1939