

Rugby to Coventry, Birmingham and Wolverhampton

Mondays to Fridays

Operator Train ID Days of operation/Notes 1st Class/Reservations/Bus Catering facilities	VT 1P38 B	XC 1H09 C	LM 1F30 D	LM 2K38 E	LM 2A01 F	LM 2C99	VT 1S36 G	AW 1J03 H	LM 2J02 J	LM 2I37	LM 2W02 K	LM 2C00	XC 1H14 C	LM 2J04 J	LM 2I03	LM 1F32 D	LM 2W04	LM 2Y32
	1	1	1	1	1	1	1	1	1	1	1	1	1	1	1	1	1	1
London Euston (EUS)																		
Watford Junction (WFJ)																		
Milton Keynes Central (MKC)																		0537
Northampton (NMP)																		0556
Rugby (RUG)																		0619
Coventry (COV)						0545						0607						0630
Canley (CNL)						0548						0610						0633
Tile Hill (THL)						0552						0614						0637
Berkswell (BKW)						0556						0618						0641
Hampton-in-Arden (HIA)						0600						0622						0645
Birmingham International (BHI)						0603						0625						0648
Birmingham International (BHI)					0552	0603				0618		0626			0644			0649
Marston Green (MGN)					0555					0622		0630			0647			0652
Lea Hall (LEH)					0559					0625		0633			0651			0656
Stechford (SCF)					0602					0628		0636			0654			0659
Adderley Park (ADD)					0605							0640			0657			0702
Birmingham New Street (BHM)					0610	0614				0636		0645			0702			0709
Birmingham New Street (BHM)	0530	0557	0602	0607			0615	0625	0633		0639		0653	0700		0704	0707	
Smethwick Rolfe Street (SMR)				0612							0644							0712
Smethwick Galton Bridge (SGB)			0608	0615				0632			0647					0711		0715
Sandwell & Dudley (SAD)				0618			0624				0650			0708				0718
Dudley Port (DDP)				0622							0654							0722
Tipton (TIP)				0624							0656							0724
Coseley (CSY)			0615	0627							0659							0727
Wolverhampton (WVH)	0547	0613	0621	0632			0637	0643	0650		0704		0709	0719		0722	0733	

Operator Train ID Days of operation/Notes 1st Class/Reservations/Bus Catering facilities	VT 1P39 B	LM 2K40 E	AW 1D11 L	LM 2J05 J	VT 1C91 M	LM 2I39	LM 2W06	LM 2Y49	VT 9G02	XC 1M18 N	LM 2J06 J	LM 1F34 D	LM 2I05	LM 2W08	LM 2Y34	VT 9S44 G	LM 2K42 E	AW 1J07 P
	1	1	1	1	1	1	1	1	1	1	1	1	1	1	1	1	1	1
London Euston (EUS)									0620							0534	0643	
Watford Junction (WFJ)									0634u							0555		
Milton Keynes Central (MKC)																0639	0713	
Northampton (NMP)								0640								0659		
Rugby (RUG)								0703	0713							0721		
Coventry (COV)								0713	0722	0727						0733	0742	
Canley (CNL)								0717								0736		
Tile Hill (THL)								0721								0740		
Berkswell (BKW)								0724								0744		
Hampton-in-Arden (HIA)								0728								0748		
Birmingham International (BHI)								0731	0734	0737						0751	0755	
Birmingham International (BHI)			0706			0717	0733	0735	0739				0744		0751	0755		0806
Marston Green (MGN)						0720							0748		0755			
Lea Hall (LEH)						0724							0751		0758			
Stechford (SCF)						0727							0755					
Adderley Park (ADD)													0758		0802			
Birmingham New Street (BHM)			0719			0736		0743	0746	0749			0805		0809	0810		0819
Birmingham New Street (BHM)	0715	0718	0723	0726	0731		0739			0757	0800	0803		0807		0815	0821	0825
Smethwick Rolfe Street (SMR)							0745							0813				
Smethwick Galton Bridge (SGB)			0730	0734			0747					0810		0815			0828	0832
Sandwell & Dudley (SAD)	0724						0750			0808				0818		0824		
Dudley Port (DDP)							0753							0822				
Tipton (TIP)							0756							0824				
Coseley (CSY)							0759							0827				
Wolverhampton (WVH)	0737	0738	0742	0746	0751		0806			0813	0818	0821		0832		0837	0841	0844






For the complete service between London and Rugby see table 67






NOTES (see introductory pages for explanation of train operator codes and standard symbols)

- a Arrival time
- d Departure time
- u Stops to pick up only
- B To Blackpool North, see table 65
- C To Manchester Piccadilly, see table 76
- D To Liverpool Lime Street, see table 76
- E To Crewe, see table 76
- F To Walsall, see table 69
- G To Edinburgh, see table 65
- H To Aberystwyth, see table 75
- J To Shrewsbury, see table 75
- K From Walsall, see table 69
- L To Chester, see table 75
- M To Lancaster, see table 65
- N From Southampton to Manchester Piccadilly, see table 50
- P To Aberystwyth/Pwllheli, see table 75

Rugby to Coventry, Birmingham and Wolverhampton

Mondays to Fridays

Operator Train ID Days of operation/Notes 1st Class/Reservations/Bus Catering facilities	VT 9G04	LM 1J50 J	LM 2I41	LM 2W10	LM 2Y51	XC 1M22 Q ◇ ♣	LM 2H35 R	LM 2J08 J	LM 1F36 D ◇	LM 2Y53	LM 2W12	VT 9P47 B ◇ ♣	LM 2K44 E ◇	AW 1D12 S	VT 9G07	LM 1J52 J	LM 2I43	LM 2W14
London Euston (EUS)  d	0659				0612							0743			0759			
Watford Junction (WFJ) d	0714u				0632										0814u			
Milton Keynes Central (MKC) d					0716							0813						
Northampton (NMP) d					0737					0758								
Rugby (RUG) d	0751				0759					0821					0851			
Coventry (COV) d	0802				0810	0827				0831		0843			0902			
Canley (CNL) d					0813					0835								
Tile Hill (THL) d					0817					0839								
Berkswell (BKW) d					0821					0842								
Hampton-in-Arden (HIA) d					0825					0846								
Birmingham International (BHI) a	0813				0828	0836				0849		0853			0913			
Birmingham International (BHI) d	0814		0817		0829	0838	0841			0850		0855		0906	0913		0919	
Marston Green (MGN) d			0820		0832		0844			0853								
Lea Hall (LEH) d			0824				0848										0924	
Stechford (SCF) d			0827				0851										0927	
Adderley Park (ADD) d							0854											
Birmingham New Street (BHM)  a	0827		0836		0842	0849	0900			0905		0907		0919	0924		0936	
Birmingham New Street (BHM)  d		0834		0840		0857		0900	0904		0907	0915	0922	0925		0934		0940
Smethwick Rolfe Street (SMR) d				0846							0913							0946
Smethwick Galton Bridge (SGB)  d				0848					0910		0915			0932				0948
Sandwell & Dudley (SAD) d				0851				0908			0917	0924						0951
Dudley Port (DDP) d				0855							0921							0955
Tipton (TIP) d				0857							0924							0957
Coseley (CSY) d				0900							0927							1000
Wolverhampton (WVH)  a		0852		0906		0913		0918	0921		0933	0937	0940	0943		0952		1005

Operator Train ID Days of operation/Notes 1st Class/Reservations/Bus Catering facilities	LM 2Y55	XC 1M26 T ◇ ♣	LM 2H39 R	LM 2J10 J	LM 1F38 D ◇	LM 1W03	LM 2W16 K	VT 9S54 G ◇ ♣	LM 2K46 E ◇	AW 1J11 P	VT 9G10	LM 2I45	LM 2W18	LM 2Y57	XC 1M30 T ◇ ♣	LM 2H43 R	LM 2J12 J	LM 1F40 D ◇
London Euston (EUS)  d						0749		0843			0859							
Watford Junction (WFJ) d						0804					0914u							
Milton Keynes Central (MKC) d						0827		0913										
Northampton (NMP) d	0839					0856								0938				
Rugby (RUG) d	0901					0920					0951			1000				
Coventry (COV) d	0911	0927				0931	0943				1002			1010	1027			
Canley (CNL) d	0915					0935								1014				
Tile Hill (THL) d	0919					0939								1018				
Berkswell (BKW) d	0922					0942								1021				
Hampton-in-Arden (HIA) d	0926					0946								1025				
Birmingham International (BHI) a	0929	0936				0949	0953				1013			1028	1036			
Birmingham International (BHI) d	0930	0938	0941			0950	0955		1006	1013	1019			1029	1038	1041		
Marston Green (MGN) d	0933		0944			0954								1032		1044		
Lea Hall (LEH) d			0948										1024			1048		
Stechford (SCF) d			0951										1027			1051		
Adderley Park (ADD) d			0954													1054		
Birmingham New Street (BHM)  a	0944	0949	1000			1005		1007		1019	1024	1036		1044	1048	1100		
Birmingham New Street (BHM)  d		0957		1000	1004		1007	1015	1022	1025			1040		1057		1100	1104
Smethwick Rolfe Street (SMR) d							1012						1046					
Smethwick Galton Bridge (SGB)  d					1010		1015			1032			1048					1110
Sandwell & Dudley (SAD) d				1008			1018	1024					1051				1108	
Dudley Port (DDP) d							1022						1055					
Tipton (TIP) d							1024						1057					
Coseley (CSY) d							1027						1100					
Wolverhampton (WVH)  a		1013		1018	1021		1032	1037	1041	1044			1108		1113		1118	1121

NOTES (see introductory pages for explanation of train operator codes and standard symbols)

- a Arrival time
- d Departure time
- u Stops to pick up only
- B To Blackpool North, see table 65
- D To Liverpool Lime Street, see table 76
- E To Crewe, see table 76
- G To Edinburgh, see table 65
- J To Shrewsbury, see table 75
- K From Walsall, see table 69
- P To Aberystwyth/Pwllheli, see table 75
- Q From Reading to Manchester Piccadilly, see table 50
- R To Rugeley Trent Valley, see table 69
- S To Holyhead, see table 75
- T From Bournemouth to Manchester Piccadilly, see table 50

Rugby to Coventry, Birmingham and Wolverhampton

Mondays to Fridays

Operator Train ID Days of operation/Notes 1st Class/Reservations/Bus Catering facilities	LM 1W05	LM 2W20 K	VT 9P55 U E	LM 2K48 E	AW 1D13 S	VT 9G13	LM 2I47	LM 2W22	LM 2Y59	XC 1M34 Q	LM 2H47 R	LM 2J14 J	LM 1F42 D	LM 1W07	LM 2W24 K	VT 9S60 G	LM 2K50 E	AW 1J15 P
	□		□	□	□	□	□		□	□			□	□	□	□	□	□
London Euston (EUS)	0849		0943			0959								0949		1043		
Watford Junction (WFJ)	0904					1014u								1004				
Milton Keynes Central (MKC)	0927		1013											1025		1113		
Northampton (NMP)	0956								1038					1056				
Rugby (RUG)	1020					1051			1100					1120				
Coventry (COV)	1031		1043			1102			1113	1127				1131		1143		
Canley (CNL)	1035								1116					1135				
Tile Hill (THL)	1039								1120					1139				
Berkswell (BKW)	1042								1124					1142				
Hampton-in-Arden (HIA)	1046								1128					1146				
Birmingham International (BHI)	1049		1053			1113			1131	1137				1149		1153		
Birmingham International (BHI)	1050		1055		1106	1113	1119		1131	1138	1141			1150		1155		1206
Marston Green (MGN)	1054								1135		1144			1154				
Lea Hall (LEH)							1124				1148							
Stechford (SCF)							1127				1151							
Adderley Park (ADD)											1154							
Birmingham New Street (BHM)	1105		1107		1119	1124	1136		1145	1149	1200			1205		1207		1220
Birmingham New Street (BHM)		1107	1115	1122	1125			1140		1157		1200	1204		1207	1215	1222	1225
Smethwick Rolfe Street (SMR)		1112						1146							1212			
Smethwick Galton Bridge (SGB)		1115			1132			1148					1210		1215			1232
Sandwell & Dudley (SAD)		1118	1124					1151				1208			1218	1224		
Dudley Port (DDP)		1122						1155							1222			
Tipton (TIP)		1124						1157							1224			
Coseley (CSY)		1127						1200							1227			
Wolverhampton (WVH)		1133	1137	1140	1143			1205		1213		1218	1221		1233	1237	1240	1244










Operator Train ID Days of operation/Notes 1st Class/Reservations/Bus Catering facilities	VT 9G16	LM 2I49	LM 2W26	LM 2Y61	XC 1M38 T	LM 2H51 R	LM 2J16 J	LM 1F44 D	LM 1W09	LM 2W28 K	VT 9P65 B	LM 2K52 E	AW 1D14 S	VT 9G19	LM 2I51	LM 2W30	LM 2Y63	XC 1M42 Q
	□	□	□	□	□	□	□	□	□	□	□	□	□	□	□	□	□	□
London Euston (EUS)	1059								1049		1143			1159				
Watford Junction (WFJ)	1114u								1104					1214u				
Milton Keynes Central (MKC)									1131		1213							
Northampton (NMP)				1138					1156								1238	
Rugby (RUG)	1151			1200					1220					1251				1300
Coventry (COV)	1202			1210	1227				1231		1243			1302				1311
Canley (CNL)				1214					1235									1314
Tile Hill (THL)				1218					1239									1318
Berkswell (BKW)				1221					1242									1322
Hampton-in-Arden (HIA)				1225					1246									1326
Birmingham International (BHI)	1213			1228	1236				1249		1253			1313				1329
Birmingham International (BHI)	1213	1219		1229	1238	1241			1250		1255		1306	1313	1319			1329
Marston Green (MGN)				1232		1244			1254									1333
Lea Hall (LEH)		1224				1248									1324			
Stechford (SCF)		1227				1251									1327			
Adderley Park (ADD)						1254												
Birmingham New Street (BHM)	1223	1236		1244	1248	1300			1305		1307		1320	1323	1336			1344
Birmingham New Street (BHM)			1240		1257		1300	1304		1307	1315	1322	1325			1340		1357
Smethwick Rolfe Street (SMR)			1246							1312						1346		
Smethwick Galton Bridge (SGB)			1248					1310		1315			1332			1348		
Sandwell & Dudley (SAD)			1251				1308			1318	1324					1351		
Dudley Port (DDP)			1255							1322						1355		
Tipton (TIP)			1257							1324						1357		
Coseley (CSY)			1300							1327						1400		
Wolverhampton (WVH)			1306		1313		1318	1321		1333	1337	1341	1344			1406		1413










NOTES (see introductory pages for explanation of train operator codes and standard symbols)

- a Arrival time
- d Departure time
- u Stops to pick up only
- B To Blackpool North, see table 65
- D To Liverpool Lime Street, see table 76
- E To Crewe, see table 76
- G To Edinburgh, see table 65
- J To Shrewsbury, see table 75
- K From Walsall, see table 69
- P To Aberystwyth/Pwllheli, see table 75
- Q From Reading to Manchester Piccadilly, see table 50
- R To Rugeley Trent Valley, see table 69
- S To Holyhead, see table 75
- T From Bournemouth to Manchester Piccadilly, see table 50
- U To Preston, see table 65

Rugby to Coventry, Birmingham and Wolverhampton

Mondays to Fridays

Operator Train ID Days of operation/Notes 1st Class/Reservations/Bus Catering facilities	LM 2H55 R	LM 2J18 J	LM 1F46 D D	LM 1W11 D	LM 2W32 K	VT 9S70 G D	LM 2K54 E E	AW 1J19 P	VT 9G22 D	LM 2I53 D	LM 2W34 D	LM 2Y65 D	XC 1M46 T D	LM 2H59 R	LM 2J20 J	LM 1F48 D D	LM 1W13 D	LM 2W36 K
London Euston (EUS)   d				1149		1243			1259									1249
Watford Junction (WFJ) d				1204					1314u									1304
Milton Keynes Central (MKC) d				1232		1313												1332
Northampton (NMP) d				1256								1338						1356
Rugby (RUG) d				1320					1351				1401					1420
Coventry (COV) d				1331		1343			1402				1411	1427				1431
Canley (CNL) d				1335									1415					1435
Tile Hill (THL) d				1339									1419					1439
Berkswell (BKW) d				1342									1422					1442
Hampton-in-Arden (HIA) d				1346									1426					1446
Birmingham International (BHI) a				1349		1353			1413				1429	1436				1449
Birmingham International (BHI) d	1341			1350		1355		1406	1413	1420		1430	1438	1441				1450
Marston Green (MGN) d	1344			1354								1433		1444				1454
Lea Hall (LEH) d	1348									1425				1448				
Stechford (SCF) d	1351									1428				1451				
Adderley Park (ADD) d	1354													1454				
Birmingham New Street (BHM)   a	1400			1405		1407		1420	1424	1436		1444	1448	1500				1505
Birmingham New Street (BHM)   d		1400	1404		1407	1415	1422	1425			1440		1457		1500	1504		1507
Smethwick Rolfe Street (SMR) d					1412						1446							1512
Smethwick Galton Bridge (SGB)  d			1410		1415			1432			1448					1510		1515
Sandwell & Dudley (SAD) d		1408			1418	1424					1451				1508			1518
Dudley Port (DDP) d					1422						1455							1522
Tipton (TIP) d					1424						1457							1524
Coseley (CSY) d					1427						1500							1527
Wolverhampton (WVH)   a		1418	1421		1433	1437	1440	1444			1506		1513		1518	1521		1533






Operator Train ID Days of operation/Notes 1st Class/Reservations/Bus Catering facilities	VT 9P77 B	LM 2K56 E E	AW 1D15 S	VT 9G25 D	LM 1J64 J	LM 2I55 D	LM 2W38 D	LM 2Y67 D	XC 1M50 Q D	LM 2H63 R	LM 2J22 J	LM 1F50 D D	LM 1W15 D	LM 2W40 K K	VT 9S80 G D	LM 2K58 E E	AW 1J23 P P	VT 9G28 D
London Euston (EUS)   d	1343			1359									1349					1459
Watford Junction (WFJ) d				1414u									1404					1514u
Milton Keynes Central (MKC) d	1413												1436			1513		
Northampton (NMP) d								1438					1456					
Rugby (RUG) d				1451				1500					1520					1551
Coventry (COV) d	1443			1502				1511	1527				1531			1543		1602
Canley (CNL) d								1514					1535					
Tile Hill (THL) d								1518					1539					
Berkswell (BKW) d								1522					1542					
Hampton-in-Arden (HIA) d								1526					1546					
Birmingham International (BHI) a	1453			1513				1529	1536				1549			1553		1613
Birmingham International (BHI) d	1455		1506	1513		1519		1529	1538	1541			1550			1555		1606
Marston Green (MGN) d								1533		1544			1554					1613
Lea Hall (LEH) d						1524				1548								
Stechford (SCF) d						1527				1551								
Adderley Park (ADD) d										1554								
Birmingham New Street (BHM)   a	1507		1519	1523		1536		1544	1548	1600			1605			1607		1619
Birmingham New Street (BHM)   d	1515	1522	1525		1534		1540		1557		1600	1604		1607	1615	1622	1625	
Smethwick Rolfe Street (SMR) d							1546							1612				
Smethwick Galton Bridge (SGB)  d			1531				1548					1610		1615				1632
Sandwell & Dudley (SAD) d	1524						1551				1608			1618	1624			
Dudley Port (DDP) d							1555							1622				
Tipton (TIP) d							1557							1624				
Coseley (CSY) d							1600							1627				
Wolverhampton (WVH)   a	1537	1540	1543		1552		1606		1613		1618	1621		1633	1637	1640	1644	






NOTES (see introductory pages for explanation of train operator codes and standard symbols)

- a Arrival time
- d Departure time
- u Stops to pick up only
- B To Blackpool North, see table 65
- D To Liverpool Lime Street, see table 76
- E To Crewe, see table 76
- G To Edinburgh, see table 65
- J To Shrewsbury, see table 75
- K From Walsall, see table 69
- P To Aberystwyth/Pwllheli, see table 75
- Q From Reading to Manchester Piccadilly, see table 50
- R To Rugeley Trent Valley, see table 69
- S To Holyhead, see table 75
- T From Bournemouth to Manchester Piccadilly, see table 50

Rugby to Coventry, Birmingham and Wolverhampton

Mondays to Fridays

Operator Train ID Days of operation/Notes 1st Class/Reservations/Bus Catering facilities	LM 1J66 J	LM 2I57 I	LM 2W42	LM 2Y69 I	XC 1M54 T I◇ ⌘	LM 2H67 R	LM 2J24 J	LM 1F52 D I	LM 1W17 I	LM 2W44 K I	VT 9P85 B I⊠ ⌘	LM 2K60 E I	AW 1D16 L	LM 2I59 I	LM 2J25 J	LM 2W46	LM 2Y71 I	VT 9G32 I⊠ ⌘
London Euston (EUS)  d									1449		1543							1623
Watford Junction (WFJ) d									1504									1637u
Milton Keynes Central (MKC) d									1531		1613							
Northampton (NMP) d				1538					1556								1638	
Rugby (RUG) d				1600					1620									1700
Coventry (COV) d				1610	1627				1631		1643							1710 1722
Canley (CNL) d				1614					1635									1714
Tile Hill (THL) d				1618					1639									1718
Berkswell (BKW) d				1621					1642									1721
Hampton-in-Arden (HIA) d				1625					1646									1725
Birmingham International (BHI) a				1628	1636				1649		1653							1728 1733
Birmingham International (BHI) d		1619		1629	1638	1641			1650		1655		1706	1719				1729 1733
Marston Green (MGN) d				1632		1644			1654									1732
Lea Hall (LEH) d		1624				1648								1724				
Stechford (SCF) d		1627				1651								1727				
Adderley Park (ADD) d						1654												
Birmingham New Street (BHM)  a		1636		1645	1648	1700			1705		1707		1719	1734				1744 1745
Birmingham New Street (BHM)  d	1634		1640		1657		1700	1704		1707	1715	1722	1725		1734	1740		
Smethwick Rolfe Street (SMR) d			1646							1712								1746
Smethwick Galton Bridge (SGB)  d			1648					1710		1715			1732					1748
Sandwell & Dudley (SAD) d			1651				1708			1718	1724							1751
Dudley Port (DDP) d			1655							1722								1755
Tipton (TIP) d			1657							1724								1757
Coseley (CSY) d			1700							1727							1746	1800
Wolverhampton (WVH)  a	1652		1705		1713		1718	1721		1733	1737	1741	1744		1752			1806






Operator Train ID Days of operation/Notes 1st Class/Reservations/Bus Catering facilities	XC 1M58 Q I◇ ⌘	LM 2H71 R	LM 2J26 J	LM 1F54 D I	LM 1W19 I	LM 2W48 K I	VT 9S93 G I⊠ ⌘	LM 2K62 E I	AW 1J27 H	LM 2I61 I	LM 1J68 J	LM 2W50	LM 2Y73 I	VT 9G35 I⊠ ⌘	XC 1M62 T I◇ ⌘	LM 2H75 R	LM 2J28 J	LM 1Y85 I
London Euston (EUS)  d					1549		1643							1720				1652
Watford Junction (WFJ) d					1604													
Milton Keynes Central (MKC) d					1632		1713											1733
Northampton (NMP) d					1656								1738					1753
Rugby (RUG) d					1720								1800	1810				1819
Coventry (COV) d	1728				1731		1743						1810	1822	1827			1831
Canley (CNL) d					1735								1814					1835
Tile Hill (THL) d					1739								1818					1839
Berkswell (BKW) d					1742								1821					1842
Hampton-in-Arden (HIA) d					1746								1825					1846
Birmingham International (BHI) a	1737				1749		1753						1828	1833	1836			1849
Birmingham International (BHI) d	1738	1741			1750		1755	1806	1819				1829	1833	1838	1841		1850
Marston Green (MGN) d		1744			1754								1832			1844		1854
Lea Hall (LEH) d		1748							1824							1848		
Stechford (SCF) d		1751							1827							1851		
Adderley Park (ADD) d		1754														1854		
Birmingham New Street (BHM)  a	1748	1800			1805		1807	1819	1834				1845	1845	1848	1900		1905
Birmingham New Street (BHM)  d	1757		1800	1804		1807	1815	1822	1825		1834	1840			1857		1900	
Smethwick Rolfe Street (SMR) d						1812						1846						
Smethwick Galton Bridge (SGB)  d				1810		1815			1832			1848						
Sandwell & Dudley (SAD) d			1808			1818	1824					1851					1908	
Dudley Port (DDP) d						1822						1855						
Tipton (TIP) d						1824						1857						
Coseley (CSY) d						1827						1900						
Wolverhampton (WVH)  a	1813		1818	1821		1833	1837	1840	1844		1852	1905			1913		1918	






NOTES (see introductory pages for explanation of train operator codes and standard symbols)

- a Arrival time
- d Departure time
- u Stops to pick up only
- B To Blackpool North, see table 65
- D To Liverpool Lime Street, see table 76
- E To Crewe, see table 76
- G To Edinburgh, see table 65
- H To Aberystwyth, see table 75
- J To Shrewsbury, see table 75
- K From Walsall, see table 69
- L To Chester, see table 75
- Q From Reading to Manchester Piccadilly, see table 50
- R To Rugeley Trent Valley, see table 69
- T From Bournemouth to Manchester Piccadilly, see table 50

Rugby to Coventry, Birmingham and Wolverhampton

Mondays to Fridays

Operator Train ID Days of operation/Notes 1st Class/Reservations/Bus Catering facilities	LM 2W52	VT 9S97 V E E E	LM 2K66 E E E	AW 1D17 L	LM 2I63	LM 1F63 D D D	LM 2W54	LM 2Y75	VT 9J38 J J J	XC 1M66 T T T	LM 2H79 R R R	LM 2J30 J	LM 1Y87	LM 2W56	VT 9K39 E E E	LM 2K68 E E E	AW 1J31 H	LM 2I65
London Euston (EUS)  d		1743							1823				1752		1843			
Waford Junction (WFJ) d									1837u									
Milton Keynes Central (MKC) d		1813u											1833		1913			
Northampton (NMP) d								1838					1856					
Rugby (RUG) d								1900					1919					
Coventry (COV) d		1843						1911	1922	1928			1931		1943			
Canley (CNL) d								1915					1935					
Tile Hill (THL) d								1919					1939					
Berkswell (BKW) d								1922					1942					
Hampton-in-Arden (HIA) d								1926					1946					
Birmingham International (BHI) a		1853						1929	1933	1937			1949		1953			
Birmingham International (BHI) d		1855		1906	1919			1930	1933	1938	1941		1950		1955		2006	2019
Marston Green (MGN) d								1933			1944		1953					
Lea Hall (LEH) d					1924						1948							2024
Stechford (SCF) d					1927						1951							2027
Adderley Park (ADD) d											1954							
Birmingham New Street (BHM)  a		1907		1920	1934			1945	1945	1949	2000		2005		2006		2020	2036
Birmingham New Street (BHM)  d	1907	1915	1922	1925		1938	1942		1950	1957		2003		2007	2015	2022	2025	
Smethwick Rolfe Street (SMR) d	1912						1948							2013				
Smethwick Galton Bridge (SGB)  d	1915			1932			1950							2015			2032	
Sandwell & Dudley (SAD) d	1918	1924					1953		1959			2011		2018	2024			
Dudley Port (DDP) d	1922						1957							2021				
Tipton (TIP) d	1924						1959							2024				
Coseley (CSY) d	1927					1950	2002							2027				
Wolverhampton (WVH)  a	1933	1937	1940	1945		1956	2007		2011	2013		2021		2033	2037	2040	2043	






Operator Train ID Days of operation/Notes 1st Class/Reservations/Bus Catering facilities	LM 1F89 D D	LM 2W58	LM 2Y77	VT 9G41 G G G	XC 1M70 Q Q Q	LM 2H83 R	LM 2J32 J	LM 1Y91	LM 2W60 K	VT 9K42 E E E	LM 2K70 E E E	AW 1H98 C	LM 1F61 D D	LM 2I67	LM 2W62	LM 2C29	VT 9G44 G G G	XC 1M74 T T T
London Euston (EUS)  d				1923				1852		1943								2019
Waford Junction (WFJ) d																		2033u
Milton Keynes Central (MKC) d								1932		2013								
Northampton (NMP) d			1938					1956										
Rugby (RUG) d			2000	2013				2020										2113
Coventry (COV) d			2010	2022	2027			2031		2043						2112	2123	2127
Canley (CNL) d			2014					2035									2115	
Tile Hill (THL) d			2018					2039									2119	
Berkswell (BKW) d			2021					2042									2123	
Hampton-in-Arden (HIA) d			2026					2046									2127	
Birmingham International (BHI) a			2029	2034	2036			2049		2053							2130	2134
Birmingham International (BHI) d			2029	2034	2038	2041		2050		2055		2106		2120		2130	2135	2138
Marston Green (MGN) d			2033			2044		2054						2123		2134		
Lea Hall (LEH) d						2048								2127				
Stechford (SCF) d						2051								2130				
Adderley Park (ADD) d						2054												
Birmingham New Street (BHM)  a			2044	2045	2048	2100		2105		2106		2120		2138		2142	2147	2150
Birmingham New Street (BHM)  d	2037	2040		2050	2057		2100		2107	2115	2122	2125	2134		2141		2150	2157
Smethwick Rolfe Street (SMR) d		2046							2112						2146			
Smethwick Galton Bridge (SGB)  d		2048							2115		2129	2133			2149			
Sandwell & Dudley (SAD) d		2050		2059			2108		2118	2124					2152		2200	
Dudley Port (DDP) d		2054							2122						2156			
Tipton (TIP) d		2056							2124						2158			
Coseley (CSY) d	2048	2100							2127				2145		2201			
Wolverhampton (WVH)  a	2054	2105		2110	2113		2118		2132	2137	2141	2145	2153		2206		2210	2213






NOTES (see introductory pages for explanation of train operator codes and standard symbols)

- a Arrival time
- d Departure time
- u Stops to pick up only
- C To Manchester Piccadilly, see table 76
- D To Liverpool Lime Street, see table 76
- E To Crewe, see table 76
- H To Aberystwyth, see table 75
- J To Shrewsbury, see table 75
- K From Walsall, see table 69
- L To Chester, see table 75
- Q From Reading to Manchester Piccadilly, see table 50
- R To Rugeley Trent Valley, see table 69
- T From Bournemouth to Manchester Piccadilly, see table 50
- V To Glasgow Central, see table 65

Rugby to Coventry, Birmingham and Wolverhampton

Mondays to Fridays

Operator Train ID Days of operation/Notes 1st Class/Reservations/Bus Catering facilities	LM 2175	LM 1Y93	VT 9G45	LM 2W64 K	LM 2K74 E	VT 9G46	LM 2J34 J	LM 2W66 K	LM 2I69	XC 1M78 W	AW 1D19 S	LM 1Y95	LM 1K63 E	LM 2J35 J	VT 9G47	LM 1Y97	AW 1J36 J	LM 2W72 A
	□	□	□ □ CP		□	□ □ CP			□	□◇		□	□		□ □ CP	□		□
London Euston (EUS)  d		1953	2043			2103						2052			2139	2114		
Watford Junction (WFJ) d															2154u			
Milton Keynes Central (MKC) d		2032	2113			2134						2129			2213	2159		
Northampton (NMP) d		2056										2156				2218		
Rugby (RUG) d		2120				2157						2220				2242		
Coventry (COV) d		2131	2143			2206				2227		2230			2245	2253		
Canley (CNL) d		2135										2234				2256		
Tile Hill (THL) d		2139										2238				2300		
Berkswell (BKW) d		2142										2241				2304		
Hampton-in-Arden (HIA) d		2146										2245				2308		
Birmingham International (BHI) a		2149	2153			2216				2236		2248			2256	2311		
Birmingham International (BHI) d	2141	2150	2153			2217			2222	2238		2249			2258	2312		
Marston Green (MGN) d	2144	2153							2225			2252				2315		
Lea Hall (LEH) d	2148								2229			2256				2319		
Stechford (SCF) d	2151								2232			2259				2322		
Adderley Park (ADD) d	2154															2325		
Birmingham New Street (BHM)  a	2159	2204	2205			2229			2241	2248		2309			2309	2332		
Birmingham New Street (BHM)  d			2208	2214	2222	2233	2236	2240			2254		2309	2315	2318		2334	2356
Smethwick Rolfe Street (SMR) d				2220				2246					2314					0001
Smethwick Galton Bridge (SGB)  d				2223	2229			2248					2317					0004
Sandwell & Dudley (SAD) d			2217	2226	2232	2242		2251					2320	2325	2332			0007
Dudley Port (DDP) d				2230				2255					2324					0011
Tipton (TIP) d				2232				2257					2326					0013
Coseley (CSY) d				2235	2239			2301					2329					0016
Wolverhampton (WVH)  a			2228	2240	2244	2253	2257	2307			2314		2335	2339	2344		0002	0021

Operator Train ID Days of operation/Notes 1st Class/Reservations/Bus Catering facilities	LM 1Y99	VT 9G48	VT 9G49 FX	VT 9G49 FO
	□	□ □ CP	□ □ CP	□ □ CP
London Euston (EUS)  d	2153	2230	2330	2330
Watford Junction (WFJ) d		2245u		
Milton Keynes Central (MKC) d	2233	2330	0028	0028
Northampton (NMP) d	2257			
Rugby (RUG) d	2319	0003	0101	0104
Coventry (COV) d	2330	0011	0113	0114
Canley (CNL) d	2333			
Tile Hill (THL) d	2337			
Berkswell (BKW) d	2341			
Hampton-in-Arden (HIA) d	2345			
Birmingham International (BHI) a	2348	0021	0123	0124
Birmingham International (BHI) d	2348	0021	0123	0125
Marston Green (MGN) d	2352			
Lea Hall (LEH) d	2355			
Stechford (SCF) d	2358			
Adderley Park (ADD) d				
Birmingham New Street (BHM)  a	0007	0033	0134	0137
Birmingham New Street (BHM)  d		0036	0137	0142
Smethwick Rolfe Street (SMR) d				
Smethwick Galton Bridge (SGB)  d				
Sandwell & Dudley (SAD) d				
Dudley Port (DDP) d				
Tipton (TIP) d				
Coseley (CSY) d				
Wolverhampton (WVH)  a		0102	0204	0208

NOTES (see introductory pages for explanation of train operator codes and standard symbols)

- a Arrival time
- d Departure time
- u Stops to pick up only
- A From Rugeley Trent Valley, see table 69
- E To Crewe, see table 76
- J To Shrewsbury, see table 75
- K From Walsall, see table 69
- S To Holyhead, see table 75
- W From Bournemouth, see table 50
- FO Fridays only
- FX Not Fridays

Rugby to Coventry, Birmingham and Wolverhampton

Saturdays

Operator Train ID Days of operation/Notes 1st Class/Reservations/Bus Catering facilities	VT 1D80 B	XC 1H09 C	LM 1F30 D	LM 2K38 E	VT 1S36 F	AW 1J03 G	LM 2I37	LM 2W02 H	LM 2C00	LM 2Y32 J	XC 1H14 C	LM 2J04 K	LM 2I03	LM 1F32 D	LM 2W04	LM 2Y03	VT 1P39 L	VT 1P91 M
London Euston (EUS)	d																	
Watford Junction (WFJ)	d																	
Milton Keynes Central (MKC)	d									0539								
Northampton (NMP)	d									0556						0604		
Rugby (RUG)	d									0618						0626		
Coventry (COV)	d								0611	0629						0637		
Canley (CNL)	d								0614							0640		
Tile Hill (THL)	d								0618	0635						0644		
Berkswell (BKW)	d								0622							0648		
Hampton-in-Arden (HIA)	d								0626							0652		
Birmingham International (BHI)	a								0629	0640						0655		
Birmingham International (BHI)	d							0615	0629	0642			0645			0656		
Marston Green (MGN)	d							0618	0633				0648			0659		
Lea Hall (LEH)	d							0622	0636				0652					
Stechford (SCF)	d							0625	0639				0655					
Adderley Park (ADD)	d								0643									
Birmingham New Street (BHM)	a							0634		0653			0701			0709		
Birmingham New Street (BHM)	d	0530	0557	0604	0607	0615	0624		0640		0657	0700		0704	0707	0715	0721	
Smethwick Rolfe Street (SMR)	d				0612				0646						0713			
Smethwick Galton Bridge (SGB)	d				0615		0631		0648					0710	0715			
Sandwell & Dudley (SAD)	d				0618	0624			0650			0708			0718		0724	
Dudley Port (DDP)	d				0622				0654						0721			
Tipton (TIP)	d				0624				0656						0723			
Coseley (CSY)	d				0627				0700						0726			
Wolverhampton (WVH)	a	0547	0613	0619	0632	0637	0644		0705		0713	0718		0723	0731		0737	0739






Operator Train ID Days of operation/Notes 1st Class/Reservations/Bus Catering facilities	AW 1D11 B	LM 2I39	LM 2W06	LM 2Y05	VT 9G02	XC 1M18 N	LM 2J06 K	LM 2I05	LM 1F34 D	LM 2W08 H	VT 1S44 F	LM 2K42 E	AW 1J07 P	LM 2Y35	LM 2I41	LM 2W10	LM 2Y47	VT 9G05
London Euston (EUS)	d				0623												0624	0712
Watford Junction (WFJ)	d				0637u												0639	0726u
Milton Keynes Central (MKC)	d																0720	
Northampton (NMP)	d			0641										0714			0737	
Rugby (RUG)	d			0701										0737			0800	0812
Coventry (COV)	d			0710	0722	0727								0750			0811	0822
Canley (CNL)	d			0714										0753			0814	
Tile Hill (THL)	d			0718										0757			0818	
Berkswell (BKW)	d			0721										0801			0822	
Hampton-in-Arden (HIA)	d			0725										0805			0826	
Birmingham International (BHI)	a			0728	0733	0736								0808			0829	0833
Birmingham International (BHI)	d	0708	0716		0729	0733	0738		0744				0806	0809	0817		0829	0833
Marston Green (MGN)	d		0719		0732				0747					0812	0820		0833	
Lea Hall (LEH)	d		0723						0751						0824			
Stechford (SCF)	d		0726						0754						0827			
Adderley Park (ADD)	d								0757									
Birmingham New Street (BHM)	a	0721	0734		0742	0745	0748		0804				0819	0823	0836		0842	0846
Birmingham New Street (BHM)	d	0724		0740		0757	0801		0804	0807	0815	0822	0825			0840		
Smethwick Rolfe Street (SMR)	d			0746						0813						0846		
Smethwick Galton Bridge (SGB)	d	0731		0748					0811	0815			0832			0848		
Sandwell & Dudley (SAD)	d			0751			0809			0818	0824					0851		
Dudley Port (DDP)	d			0754						0822						0855		
Tipton (TIP)	d			0756						0824						0857		
Coseley (CSY)	d			0759						0827						0900		
Wolverhampton (WVH)	a	0743		0806		0813	0819		0823	0832	0837	0841	0846			0907		






NOTES (see introductory pages for explanation of train operator codes and standard symbols)

- a Arrival time
- d Departure time
- u Stops to pick up only
- B To Holyhead, see table 75
- C To Manchester Piccadilly, see table 76
- D To Liverpool Lime Street, see table 76
- E To Crewe, see table 76
- F To Edinburgh, see table 65
- G To Aberystwyth, see table 75
- H From Walsall, see table 69
- J From Bletchley, see table 67
- K To Shrewsbury, see table 75
- L To Preston, see table 65
- M To Blackpool North, see table 65
- N From Reading to Manchester Piccadilly, see table 50
- P To Aberystwyth/Pwllheli, see table 75

Rugby to Coventry, Birmingham and Wolverhampton

Saturdays

Operator Train ID Days of operation/Notes 1st Class/Reservations/Bus Catering facilities	XC	LM	LM	LM	LM	VT	LM	AW	LM	LM	LM	LM	VT	XC	LM	LM	LM	LM	
	1M22	2J08	2I07	1F36	2W12	9P47	2K44	1D12	2Y37	2I43	2W14	2Y49	9G98	1M26	2J10	2I09	1F38	1W03	
	Q	K	I	D	H	L	E	B	I	I		I	I	N	K	I	D	I	
	◇		I	I		I	I	I				I	I	◇				I	
London Euston (EUS)  d						0743							0823						0749
Waford Junction (WFJ) d													0837u						0804
Milton Keynes Central (MKC) d						0813													0826
Northampton (NMP) d									0814			0837							0856
Rugby (RUG) d									0837			0859							0920
Coventry (COV) d	0827					0842			0850			0910	0922	0927					0931
Canley (CNL) d									0853			0913							0935
Tile Hill (THL) d									0857			0917							0939
Berkswell (BKW) d									0901			0921							0942
Hampton-in-Arden (HIA) d									0905			0925							0946
Birmingham International (BHI) a	0836					0853			0908			0928	0933	0936					0949
Birmingham International (BHI) d	0838		0844			0855		0906	0909	0919		0928	0933	0938		0941			0950
Marston Green (MGN) d			0847						0912			0932				0944			0954
Lea Hall (LEH) d			0851								0924					0948			
Stechford (SCF) d			0854								0927					0951			
Adderley Park (ADD) d			0857													0954			
Birmingham New Street (BHM)  a	0849		0904			0907		0919	0923	0936		0944	0945	0948		1001			1005
Birmingham New Street (BHM)  d	0857	0900	0904	0907	0915	0922	0925				0940			0957	1000			1004	
Smethwick Rolfe Street (SMR) d				0913							0946								
Smethwick Galton Bridge (SGB)  d			0910	0915				0932			0948							1010	
Sandwell & Dudley (SAD) d		0908		0917	0924						0951				1008				
Dudley Port (DDP) d				0921							0955								
Tipton (TIP) d				0923							0957								
Coseley (CSY) d				0926							1000								
Wolverhampton (WVH)  a	0913	0918	0921	0931	0937	0940	0944				1007			1013	1018			1021	






Operator Train ID Days of operation/Notes 1st Class/Reservations/Bus Catering facilities	LM	VT	LM	AW	VT	LM	LM	LM	XC	LM	LM	LM	LM	LM	VT	LM	AW	VT	
	2W16	9S54	2K46	1J11	9G10	2I45	2W18	2Y51	1M30	2J12	2I11	1F40	1W05	2W20	9P55	2K48	1D13	9G13	
	H	F	E	P	I	I		I	R	K	I	D	I	H	L	E	B	I	
		I	I	I	I			I	◇			I	I		I	I		I	
London Euston (EUS)  d		0843			0859								0849		0943				0959
Waford Junction (WFJ) d					0914u								0904						1014u
Milton Keynes Central (MKC) d		0913											0931		1013				
Northampton (NMP) d								0937					0956						
Rugby (RUG) d					0951			0959					1020						1051
Coventry (COV) d		0942			1002			1010	1027				1031		1042				1102
Canley (CNL) d								1013					1035						
Tile Hill (THL) d								1017					1039						
Berkswell (BKW) d								1021					1042						
Hampton-in-Arden (HIA) d								1025					1046						
Birmingham International (BHI) a		0953			1013			1028	1036				1049		1053				1113
Birmingham International (BHI) d		0955		1006	1013	1019		1028	1038		1041		1050		1055		1106		1113
Marston Green (MGN) d								1032			1044		1054						
Lea Hall (LEH) d						1024					1048								
Stechford (SCF) d						1027					1051								
Adderley Park (ADD) d											1054								
Birmingham New Street (BHM)  a		1007		1019	1024	1036		1044	1048		1101		1105		1107		1119		1123
Birmingham New Street (BHM)  d	1007	1015	1022	1025			1040		1057	1100		1104		1107	1115	1122	1125		
Smethwick Rolfe Street (SMR) d	1013						1046							1113					
Smethwick Galton Bridge (SGB)  d	1015			1032			1048					1110		1115			1132		
Sandwell & Dudley (SAD) d	1017	1024					1051			1108				1117	1124				
Dudley Port (DDP) d	1021						1055							1121					
Tipton (TIP) d	1023						1057							1123					
Coseley (CSY) d	1026						1100							1126					
Wolverhampton (WVH)  a	1032	1037	1040	1045			1107		1113	1118		1121		1131	1137	1140	1144		






NOTES (see introductory pages for explanation of train operator codes and standard symbols)

- a Arrival time
- d Departure time
- u Stops to pick up only
- B To Holyhead, see table 75
- D To Liverpool Lime Street, see table 76
- E To Crewe, see table 76
- F To Edinburgh, see table 65
- H From Walsall, see table 69
- K To Shrewsbury, see table 75
- L To Preston, see table 65
- N From Reading to Manchester Piccadilly, see table 50
- P To Aberystwyth/Pwllheli, see table 75
- Q From Southampton to Manchester Piccadilly, see table 50
- R From Bournemouth to Manchester Piccadilly, see table 50

Rugby to Coventry, Birmingham and Wolverhampton

Saturdays

Operator Train ID Days of operation/Notes 1st Class/Reservations/Bus Catering facilities	LM 2I47	LM 2W22	LM 2Y53	XC 1M34 N 1◇ ⚡	LM 2J14 K	LM 2I13	LM 1F42 D 1◇	LM 1W07	LM 2W24 H	VT 9S60 F 1◇ ⚡	LM 2K50 E 1◇	AW 1J15 P 1◇	VT 9G16 1◇ ⚡	LM 2I49	LM 2W26	LM 2Y55	XC 1M38 R 1◇ ⚡	LM 2J16 K	
London Euston (EUS)  d								0949		1043			1059						
Watford Junction (WFJ) d								1004					1114u						
Milton Keynes Central (MKC) d								1032		1113									
Northampton (NMP) d			1037					1056								1137			
Rugby (RUG) d			1059					1120					1151				1159		
Coventry (COV) d			1110	1127				1131		1142			1202				1210	1227	
Canley (CNL) d			1113					1135									1213		
Tile Hill (THL) d			1117					1139									1217		
Berkswell (BKW) d			1121					1142									1221		
Hampton-in-Arden (HIA) d			1125					1146									1225		
Birmingham International (BHI) a			1128	1136				1149		1153			1213				1228	1236	
Birmingham International (BHI) d	1119		1128	1138		1141		1150		1155		1206	1213	1219			1228	1238	
Marston Green (MGN) d			1132			1144		1154									1232		
Lea Hall (LEH) d	1124					1148								1224					
Stechford (SCF) d	1127					1151								1227					
Adderley Park (ADD) d						1154													
Birmingham New Street (BHM)  a	1136		1144	1148		1201		1205		1207		1220	1224	1236			1244	1248	
Birmingham New Street (BHM)  d		1140		1157	1200		1204		1207	1215	1222	1225				1240		1257	1300
Smethwick Rolfe Street (SMR) d		1146							1213							1246			
Smethwick Galton Bridge (SGB)  d		1148					1210		1215			1232				1248			
Sandwell & Dudley (SAD) d		1151			1208				1217	1224						1251		1308	
Dudley Port (DDP) d		1155							1221							1255			
Tipton (TIP) d		1157							1223							1257			
Coseley (CSY) d		1200							1226							1300			
Wolverhampton (WVH)  a		1207		1213	1218		1221		1231	1237	1241	1246				1307		1313	1318






Operator Train ID Days of operation/Notes 1st Class/Reservations/Bus Catering facilities	LM 2I15	LM 1F44 D 1◇	LM 1W09	LM 2W28 H	VT 9P65 L 1◇ ⚡	LM 2K52 E 1◇	AW 1D14 B	VT 9G19 1◇ ⚡	LM 2I51	LM 2W30	LM 2Y57	XC 1M42 N 1◇ ⚡	LM 2J18 K	LM 2I17	LM 1F46 D 1◇	LM 1W11	LM 2W32 H	VT 9S70 F 1◇ ⚡	
London Euston (EUS)  d			1049		1143			1159								1149		1243	
Watford Junction (WFJ) d			1104					1214u								1204		1313	
Milton Keynes Central (MKC) d			1132		1213											1233		1313	
Northampton (NMP) d			1156							1237						1256		1313	
Rugby (RUG) d			1220					1251			1259					1320		1342	
Coventry (COV) d			1231		1242			1302			1310	1327				1331		1342	
Canley (CNL) d			1235								1313					1335		1342	
Tile Hill (THL) d			1239								1317					1339		1342	
Berkswell (BKW) d			1242								1321					1342		1342	
Hampton-in-Arden (HIA) d			1246								1325					1346		1342	
Birmingham International (BHI) a			1249		1253			1313			1328	1336				1349		1353	
Birmingham International (BHI) d	1241		1250		1255		1306	1313	1319		1329	1338		1341		1350		1355	
Marston Green (MGN) d	1244		1254								1332			1344		1354		1355	
Lea Hall (LEH) d	1248								1324					1348		1354		1355	
Stechford (SCF) d	1251								1327					1351		1354		1355	
Adderley Park (ADD) d	1254													1354		1354		1355	
Birmingham New Street (BHM)  a	1301		1305		1307		1319	1323	1336		1344	1348		1401		1405		1407	
Birmingham New Street (BHM)  d		1304		1307	1315	1322	1325			1340		1357	1400		1404		1407	1415	
Smethwick Rolfe Street (SMR) d				1313						1346								1413	
Smethwick Galton Bridge (SGB)  d		1310		1315			1332			1348					1410			1415	
Sandwell & Dudley (SAD) d				1317	1324					1351			1408					1417	1424
Dudley Port (DDP) d				1321						1355								1421	
Tipton (TIP) d				1323						1357								1423	
Coseley (CSY) d				1326						1400								1426	
Wolverhampton (WVH)  a		1321		1331	1337	1340	1345			1407		1413	1418		1421			1431	1437






NOTES (see introductory pages for explanation of train operator codes and standard symbols)

- a Arrival time
- d Departure time
- u Stops to pick up only
- B To Holyhead, see table 75
- D To Liverpool Lime Street, see table 76
- E To Crewe, see table 76
- F To Edinburgh, see table 65
- H From Walsall, see table 69
- K To Shrewsbury, see table 75
- L To Preston, see table 65
- N From Reading to Manchester Piccadilly, see table 50
- P To Aberystwyth/Pwllheli, see table 75
- R From Bournemouth to Manchester Piccadilly, see table 50

Rugby to Coventry, Birmingham and Wolverhampton

Saturdays

Operator Train ID Days of operation/Notes 1st Class/Reservations/Bus Catering facilities	LM 2K54 E E	AW 1J19 P	VT 9G22 S S E E	LM 2I53	LM 2W34	LM 2Y59	XC 1M46 R R E E	LM 2J20 K	LM 2I19	LM 1F48 D D	LM 1W13	LM 2W36 H	VT 9C77 S S E E	LM 2K56 E E	AW 1D15 B B	VT 9G25 S S E E	LM 2I55	LM 2W38
London Euston (EUS)  d			1259								1249		1343			1359		
Watford Junction (WFJ) d			1314u								1304					1414u		
Milton Keynes Central (MKC) d											1333		1413					
Northampton (NMP) d						1337					1356							
Rugby (RUG) d			1351			1359					1420					1451		
Coventry (COV) d			1402			1410	1427				1431		1442			1502		
Canley (CNL) d						1413					1435							
Tile Hill (THL) d						1417					1439							
Berkswell (BKW) d						1421					1442							
Hampton-in-Arden (HIA) d						1425					1446							
Birmingham International (BHI) a			1413			1428	1436				1449		1453			1513		
Birmingham International (BHI) d		1406	1413	1419		1428	1438		1441		1450		1455		1506	1513	1519	
Marston Green (MGN) d						1432			1444		1454							
Lea Hall (LEH) d				1424					1448								1524	
Stechford (SCF) d				1427					1451								1527	
Adderley Park (ADD) d									1454									
Birmingham New Street (BHM)  a		1420	1423	1436		1444	1448		1501		1505		1507		1519	1523	1536	
Birmingham New Street (BHM)  d	1422	1425			1440		1457	1500		1504		1507	1515	1522	1525			1540
Smethwick Rolfe Street (SMR) d					1446							1513						1546
Smethwick Galton Bridge (SGB)  d		1432			1448					1510		1515			1531			1548
Sandwell & Dudley (SAD) d					1451			1508				1517	1524					1551
Dudley Port (DDP) d					1455							1521						1555
Tipton (TIP) d					1457							1523						1557
Coseley (CSY) d					1500							1526						1600
Wolverhampton (WVH)  a	1440	1444			1507		1513	1518		1521		1531	1537	1539	1543			1607






Operator Train ID Days of operation/Notes 1st Class/Reservations/Bus Catering facilities	LM 2Y61	XC 1M50 N N E E	LM 2J22 K	LM 2I21	LM 1F50 D D	LM 1W15	LM 2W40 H	VT 9S80 F F E E	LM 2K58 E E	AW 1J23 P	VT 9G28 S S E E	LM 2I57	LM 2W42	LM 2Y63	XC 1M54 R R E E	LM 2J24 K	LM 2I23	LM 1F52 D D
London Euston (EUS)  d								1349			1443							
Watford Junction (WFJ) d								1404										
Milton Keynes Central (MKC) d								1433		1513								
Northampton (NMP) d	1437							1456							1537			
Rugby (RUG) d	1459							1520						1551	1600			
Coventry (COV) d	1510	1527						1531		1542				1602	1611	1627		
Canley (CNL) d	1513							1535							1614			
Tile Hill (THL) d	1517							1539							1618			
Berkswell (BKW) d	1521							1542							1622			
Hampton-in-Arden (HIA) d	1525							1546							1626			
Birmingham International (BHI) a	1528	1536						1549		1553				1613	1629	1636		
Birmingham International (BHI) d	1528	1538		1541		1550		1555		1606	1613	1619		1629	1638		1641	
Marston Green (MGN) d	1532			1544		1554								1633			1644	
Lea Hall (LEH) d				1548									1624				1648	
Stechford (SCF) d				1551									1627				1651	
Adderley Park (ADD) d				1554													1654	
Birmingham New Street (BHM)  a	1544	1548		1601		1605		1607		1619	1623	1636		1644	1649		1701	
Birmingham New Street (BHM)  d		1557	1600		1604		1607	1615	1622	1625			1640		1657	1700		1704
Smethwick Rolfe Street (SMR) d							1613						1646					
Smethwick Galton Bridge (SGB)  d					1610		1615			1632			1648					1710
Sandwell & Dudley (SAD) d			1608				1617	1624					1651			1708		
Dudley Port (DDP) d							1621						1655					
Tipton (TIP) d							1623						1657					
Coseley (CSY) d							1626						1700					
Wolverhampton (WVH)  a		1613	1618		1621		1631	1637	1641	1645			1707		1713	1718		1721






NOTES (see introductory pages for explanation of train operator codes and standard symbols)

- a Arrival time
- d Departure time
- u Stops to pick up only
- B To Holyhead, see table 75
- D To Liverpool Lime Street, see table 76
- E To Crewe, see table 76
- F To Edinburgh, see table 65
- H From Walsall, see table 69
- K To Shrewsbury, see table 75
- N From Reading to Manchester Piccadilly, see table 50
- P To Aberystwyth/Pwllheli, see table 75
- R From Bournemouth to Manchester Piccadilly, see table 50
- S To Lancaster, see table 65

Rugby to Coventry, Birmingham and Wolverhampton

Saturdays

Operator Train ID Days of operation/Notes 1st Class/Reservations/Bus Catering facilities	LM 1W17	LM 2W44 H	VT 9S85 T E E	LM 2K60 E	AW 1D16 B	VT 9G31	LM 2I59	LM 2W46	LM 2Y65	XC 1M58 N N	LM 2J26 K	LM 2I25	LM 1F54 D D	LM 1W19	LM 2W48 H	VT 9P93 L L	LM 2K62 E E	AW 1J27 P
London Euston (EUS)  d	1449		1543			1559								1549		1643		
Watford Junction (WFJ) d	1504					1614u								1604				
Milton Keynes Central (MKC) d	1533		1613											1632		1713		
Northampton (NMP) d	1556								1637					1656				
Rugby (RUG) d	1620					1651			1659					1720				
Coventry (COV) d	1631		1642			1702			1710	1727				1731		1742		
Canley (CNL) d	1635								1713					1735				
Tile Hill (THL) d	1639								1717					1739				
Berkswell (BKW) d	1642								1721					1742				
Hampton-in-Arden (HIA) d	1646								1725					1746				
Birmingham International (BHI) a	1649		1653			1713			1728	1736				1749		1753		
Birmingham International (BHI) d	1650		1655		1706	1713	1719		1728	1738		1741		1750		1755		1806
Marston Green (MGN) d	1654								1732			1744		1754				
Lea Hall (LEH) d							1724					1748						
Stechford (SCF) d							1727					1751						
Adderley Park (ADD) d												1754						
Birmingham New Street (BHM)  a	1705		1707		1719	1723	1734		1744	1748		1801		1805		1807		1819
Birmingham New Street (BHM)  d		1707	1715	1722	1725			1740		1757	1800		1804		1807	1815	1822	1825
Smethwick Rolfe Street (SMR) d		1713						1746							1813			
Smethwick Galton Bridge (SGB)  d		1715			1732			1748					1810		1815			1832
Sandwell & Dudley (SAD) d		1717	1724					1751			1808				1817	1824		
Dudley Port (DDP) d		1721						1755							1821			
Tipton (TIP) d		1723						1757							1823			
Coseley (CSY) d		1726						1800							1826			
Wolverhampton (WVH)  a		1731	1737	1740	1743			1807		1813	1818		1821		1831	1837	1840	1844

Operator Train ID Days of operation/Notes 1st Class/Reservations/Bus Catering facilities	VT 9G34	LM 2I61	LM 2W50	LM 2Y67	VT 9G35	XC 1M62 R R	LM 2J28 K	LM 2I27	LM 1W21	LM 2W52 H	VT 9P95 L L	LM 2K64 E E	AW 1D17 U	LM 1F57 D D	VT 9G37	LM 2I63	LM 2W54	LM 2Y69
London Euston (EUS)  d	1659				1723				1649		1743				1803			
Watford Junction (WFJ) d	1714u				1737u				1704									
Milton Keynes Central (MKC) d									1732		1813							
Northampton (NMP) d				1737					1756									1837
Rugby (RUG) d	1751			1759					1820						1851			1859
Coventry (COV) d	1802			1810	1822	1827			1831		1842			1902				1910
Canley (CNL) d				1813					1835									1913
Tile Hill (THL) d				1817					1839									1917
Berkswell (BKW) d				1821					1842									1921
Hampton-in-Arden (HIA) d				1825					1846									1925
Birmingham International (BHI) a	1813			1828	1832	1836			1849		1853				1913			1928
Birmingham International (BHI) d	1813	1819		1828	1833	1838		1841	1850		1855		1906		1913	1919		1928
Marston Green (MGN) d				1832				1844	1854									1932
Lea Hall (LEH) d		1824						1848								1924		
Stechford (SCF) d		1827						1851								1927		
Adderley Park (ADD) d								1854										
Birmingham New Street (BHM)  a	1823	1834		1844	1845	1848		1902	1905		1907		1919		1923	1934		1944
Birmingham New Street (BHM)  d			1840		1850	1857	1900			1907	1915	1922	1925	1937	1940			1943
Smethwick Rolfe Street (SMR) d			1846							1913								1950
Smethwick Galton Bridge (SGB)  d			1848							1915			1932					1951
Sandwell & Dudley (SAD) d			1851		1859		1908			1917	1924				1949			1954
Dudley Port (DDP) d			1855							1921								1957
Tipton (TIP) d			1857							1923								1959
Coseley (CSY) d			1900							1926				1950				2002
Wolverhampton (WVH)  a			1907		1910	1913	1918			1931	1937	1940	1943	1956	2000			2009

NOTES (see introductory pages for explanation of train operator codes and standard symbols)

- a Arrival time
- d Departure time
- u Stops to pick up only
- B To Holyhead, see table 75
- D To Liverpool Lime Street, see table 76
- E To Crewe, see table 76
- H From Walsall, see table 69
- K To Shrewsbury, see table 75
- L To Preston, see table 65
- N From Reading to Manchester Piccadilly, see table 50
- P To Aberystwyth/Pwllheli, see table 75
- R From Bournemouth to Manchester Piccadilly, see table 50
- T To Glasgow Central, see table 65
- U To Chester, see table 75

Rugby to Coventry, Birmingham and Wolverhampton

Saturdays

Operator Train ID Days of operation/Notes 1st Class/Reservations/Bus Catering facilities	VT 9J38 K	XC 1M66 N	LM 2J30 K	LM 2I29	LM 1W23	LM 2W56 H	VT 9K94 E	LM 2K66 E	AW 1J31 G	LM 1F59 D	LM 2W58	VT 9G40	LM 2I65	LM 2Y71	VT 9G41	XC 1M70 R	LM 2J32 K	LM 2I31	
London Euston (EUS)	d	1823					1749					1903				1923			
Watford Junction (WFJ)	d	1837u					1804									1937u			
Milton Keynes Central (MKC)	d						1825								1937				
Northampton (NMP)	d						1856												
Rugby (RUG)	d						1920					1951			1959				
Coventry (COV)	d	1922	1927				1931		1944			2002		2010	2023	2027			
Canley (CNL)	d						1935								2013				
Tile Hill (THL)	d						1939								2017				
Berkswell (BKW)	d						1942								2021				
Hampton-in-Arden (HIA)	d						1946								2025				
Birmingham International (BHI)	a	1933	1936				1949		1953			2013		2028	2033	2036			
Birmingham International (BHI)	d	1933	1938		1941	1950		1955		2006		2013	2019	2028	2033	2038			2044
Marston Green (MGN)	d				1944	1954								2032					2047
Lea Hall (LEH)	d				1948								2024						2051
Stechford (SCF)	d				1951								2027						2054
Adderley Park (ADD)	d				1954														2057
Birmingham New Street (BHM)	a	1945	1948		2002	2005		2007		2020		2023	2036	2044	2045	2048			2104
Birmingham New Street (BHM)	d	1950	1957	2000			2007	2015	2022	2025	2037	2040	2043			2050	2057	2101	
Smethwick Rolfe Street (SMR)	d						2013					2046							
Smethwick Galton Bridge (SGB)	d						2015			2032		2048							
Sandwell & Dudley (SAD)	d	1959		2008			2017	2024				2051			2101				2109
Dudley Port (DDP)	d						2021					2055							
Tipton (TIP)	d						2023					2057							
Coseley (CSY)	d						2026					2100							
Wolverhampton (WVH)	a	2011	2013	2018			2031	2035	2040	2044		2107	2109			2112	2115	2124	






Operator Train ID Days of operation/Notes 1st Class/Reservations/Bus Catering facilities	LM 2W60 H	LM 1Y99	VT 9G42	LM 2K99 E	AW 1H98 C	LM 2I67	LM 1K52 E	LM 2W62	LM 2Y13	XC 1M74 N	LM 2I62	LM 2J34 K	LM 2Y73	LM 2W61 H	VT 9G44	LM 2Y75	AW 1J80 E	LM 2I69	
London Euston (EUS)	d	1913	1943						1920				1933		2025	1947			
Watford Junction (WFJ)	d								1936				1954		2040u	2005			
Milton Keynes Central (MKC)	d	1946	2021						2012				2037			2049			
Northampton (NMP)	d	2004							2035				2057			2118			
Rugby (RUG)	d	2026							2058				2119			2140			
Coventry (COV)	d	2037	2050						2109	2127			2130		2140	2150			
Canley (CNL)	d	2040							2113				2134						
Tile Hill (THL)	d	2044							2117				2138			2156			
Berkswell (BKW)	d	2048							2120				2141						
Hampton-in-Arden (HIA)	d	2052							2124							2202			
Birmingham International (BHI)	a	2055	2101						2127	2136			2147		2151	2205			
Birmingham International (BHI)	d	2056	2101		2106	2117			2128	2139	2142		2147		2152	2205			2217
Marston Green (MGN)	d	2100				2120			2131				2151			2209			2220
Lea Hall (LEH)	d					2124			2135		2147								2224
Stechford (SCF)	d					2127			2138				2155						2227
Adderley Park (ADD)	d								2141				2159						
Birmingham New Street (BHM)	a	2110	2112		2119	2135			2146	2149	2154		2205		2206	2219			2236
Birmingham New Street (BHM)	d	2107		2118	2122	2125		2136	2139		2157		2203		2207	2215			2235
Smethwick Rolfe Street (SMR)	d	2113							2144						2213				
Smethwick Galton Bridge (SGB)	d	2115			2132				2147						2215				
Sandwell & Dudley (SAD)	d	2118							2150						2218	2224			
Dudley Port (DDP)	d	2122							2154			2211			2222				
Tipton (TIP)	d	2124							2156						2224				
Coseley (CSY)	d	2127			2134			2148	2159						2227				
Wolverhampton (WVH)	a	2132		2135	2140	2145		2154	2207		2213		2221		2232	2237			2255

NOTES (see introductory pages for explanation of train operator codes and standard symbols)

- a Arrival time
- d Departure time
- u Stops to pick up only
- C To Manchester Piccadilly, see table 76
- D To Liverpool Lime Street, see table 76
- E To Crewe, see table 76
- G To Aberystwyth, see table 75
- H From Walsall, see table 69
- K To Shrewsbury, see table 75
- N From Reading to Manchester Piccadilly, see table 50
- R From Bournemouth to Manchester Piccadilly, see table 50

Rugby to Coventry, Birmingham and Wolverhampton

Saturdays

Operator Train ID Days of operation/Notes 1st Class/Reservations/Bus Catering facilities	LM 1K54 E E	LM 2W65	LM 2Y17	VT 9G46 E E	XC 1M78 V V	LM 2J68 K	LM 2W67 A	LM 2Y77	VT 9G47 E E	AW 1J36 K	LM 2W66	LM 2Y79 E E	LM 2Y81 E E
London Euston (EUS)  d				2103				2039	2142			2109	2131
Watford Junction (WFJ) d				2119u				2055	2158u			2128	
Milton Keynes Central (MKC) d				2151				2140	2230			2213	2225
Northampton (NMP) d			2129					2204				2241	2254
Rugby (RUG) d			2154	2214				2227	2254			2303	2315
Coventry (COV) d			2208	2225	2228			2238	2303			2315	2327
Canley (CNL) d			2211					2242					2330
Tile Hill (THL) d			2215					2246				2320	2334
Berkswell (BKW) d			2219					2249					2338
Hampton-in-Arden (HIA) d			2223					2253				2326	2342
Birmingham International (BHI) a			2226	2234	2237			2256	2313			2329	2345
Birmingham International (BHI) d			2226	2236	2239			2257	2314			2330	2345
Marston Green (MGN) d			2230					2300				2333	2349
Lea Hall (LEH) d								2304					2352
Stechford (SCF) d			2234					2307					2355
Adderley Park (ADD) d								2310					2359
Birmingham New Street (BHM)  a			2242	2246	2249			2317	2325			2344	0003
Birmingham New Street (BHM)  d	2238	2241		2249		2301	2309		2328	2335	2338		
Smethwick Rolfe Street (SMR) d		2247					2314				2344		
Smethwick Galton Bridge (SGB)  d		2249					2317				2347		
Sandwell & Dudley (SAD) d		2252		2258			2320		2337		2349		
Dudley Port (DDP) d		2255					2324				2353		
Tipton (TIP) d		2257					2326				2355		
Coseley (CSY) d		2300					2329				2358		
Wolverhampton (WVH)  a	2258	2306		2310		2317	2334		2348	2355	0003		

NOTES (see introductory pages for explanation of train operator codes and standard symbols)

- a Arrival time
- d Departure time
- u Stops to pick up only
- A From Rugeley Trent Valley, see table 69
- E To Crewe, see table 76
- K To Shrewsbury, see table 75
- V From Bournemouth, see table 50

Rugby to Coventry, Birmingham and Wolverhampton

Sundays

Operator Train ID Days of operation/Notes 1st Class/Reservations/Bus Catering facilities	LM 1K38 A	LM 2J02 B	VT 1P92 C 1R 1D	XC 1H22 D 1D	LM 2W12	LM 2C10	VT 1P35 C 1R 1D	LM 2J04 B	LM 2Y21	LM 1F37 E 1E	LM 2K44 A 1A	XC 1H26 D 1D	AW 1J13 F	LM 2W16 G	LM 2C20	VT 1S50 H 1R 1D	LM 2J06 B	LM 2F38 E 1E
London Euston (EUS)																		
Watford Junction (WFJ)																		
Milton Keynes Central (MKC)																		
Northampton (NMP)																		
Rugby (RUG)									0853									
Coventry (COV)						0834			0903					0944				
Canley (CNL)						0837			0906									
Tile Hill (THL)						0841			0910					0949				
Berkswell (BKW)						0845			0914									
Hampton-in-Arden (HIA)						0849			0918									
Birmingham International (BHI)						0852			0921						0956			
Birmingham International (BHI)						0852			0921				0951		0957			
Marston Green (MGN)						0856			0925						1000			
Lea Hall (LEH)						0859			0928									
Stechford (SCF)						0902			0931									
Adderley Park (ADD)						0906			0935									
Birmingham New Street (BHM)						0912			0941				1002		1010			
Birmingham New Street (BHM)	0825	0828	0845	0901	0907		0920	0930		0942	0956	1001	1004	1007		1020	1026	1042
Smethwick Rolfe Street (SMR)		0834			0913									1013				
Smethwick Galton Bridge (SGB)		0837			0915					0949			1011	1016			1032	1049
Sandwell & Dudley (SAD)		0840			0917			0938						1018			1036	
Dudley Port (DDP)		0844			0921									1022				
Tipton (TIP)		0846			0923									1024				
Coseley (CSY)	0838	0849			0927									1028				1055
Wolverhampton (WVH)	0845	0854	0903	0917	0932		0937	0948		1000	1011	1017	1022	1033		1037	1046	1101

Operator Train ID Days of operation/Notes 1st Class/Reservations/Bus Catering facilities	LM 2Y38	VT 9G02	LM 2K48 A	XC 1M30 J 1D	AW 1D10 K	LM 2Y40	LM 2W20 G	VT 1P55 C 1R 1D	LM 2J08 B	LM 1F75 E 1E	LM 1Y75	LM 2K50 A 1A	VT 9G04	XC 1M34 L 1D	LM 2J10 B	LM 2Y42	LM 2W24 G	VT 1S60 H 1R 1D	
London Euston (EUS)	0752	0850				0824							0950					0924	
Watford Junction (WFJ)	0810	0907u				0843							1006u					0944	
Milton Keynes Central (MKC)	0851	0939				0926							1038					1027	
Northampton (NMP)	0926					0959					1035							1100	
Rugby (RUG)	0948	1014				1022					1054		1114					1122	
Coventry (COV)	1005	1024		1027		1033					1105		1124	1127				1134	
Canley (CNL)	1008					1037					1108							1137	
Tile Hill (THL)	1012					1041					1112							1141	
Berkswell (BKW)	1016					1044					1116							1145	
Hampton-in-Arden (HIA)	1020					1048					1120							1149	
Birmingham International (BHI)	1023	1034		1037		1051					1123		1133	1137				1152	
Birmingham International (BHI)	1023	1034		1038	1048	1052					1123		1134	1138				1152	
Marston Green (MGN)	1027					1055					1127							1156	
Lea Hall (LEH)	1030										1130								
Stechford (SCF)	1033										1133								
Adderley Park (ADD)	1037										1137								
Birmingham New Street (BHM)	1043	1045		1049	1101	1106					1143		1145	1149		1206			
Birmingham New Street (BHM)		1049	1057	1101	1104		1107	1120	1126	1139		1143	1149	1157	1200		1207	1220	
Smethwick Rolfe Street (SMR)							1112											1212	
Smethwick Galton Bridge (SGB)					1111		1116			1146					1206			1215	
Sandwell & Dudley (SAD)		1059					1118		1134				1158		1210			1218	
Dudley Port (DDP)							1122											1222	
Tipton (TIP)							1124											1224	
Coseley (CSY)							1128			1153								1227	
Wolverhampton (WVH)		1110	1113	1117	1126		1133	1137	1144	1159		1204	1210	1213	1220			1232	1237

NOTES (see introductory pages for explanation of train operator codes and standard symbols)

- a Arrival time
- d Departure time
- u Stops to pick up only
- A To Crewe, see table 76
- B To Shrewsbury, see table 75
- C To Preston, see table 65
- D To Manchester Piccadilly, see table 76
- E To Liverpool Lime Street, see table 76
- F To Aberystwyth/Pwllheli, see table 75
- G From Walsall, see table 69
- H To Edinburgh, see table 65
- J From Reading to Manchester Piccadilly, see table 50
- K To Chester, see table 75
- L From Southampton to Manchester Piccadilly, see table 50

Rugby to Coventry, Birmingham and Wolverhampton

Sundays

Operator Train ID Days of operation/Notes 1st Class/Reservations/Bus Catering facilities	AW 1J15 F	LM 1F43 E E	LM 2Y23 E	LM 2K52 A A	VT 9G06 E E	XC 1M38 M M	LM 2J12 B	LM 2W28 G	VT 1P65 C C	AW 1D11 K	LM 1W49 E	VT 9G08 E E	LM 1F45 E E	LM 2Y25 E	LM 2K54 A A	VT 9G12 E E	XC 1M42 J J	LM 2J14 B
London Euston (EUS)					1049							1152				1212		
Watford Junction (WFJ)					1107u							1206u				1226u		
Milton Keynes Central (MKC)					1138							1233						
Northampton (NMP)			1133								1212			1235				
Rugby (RUG)			1155		1214						1235	1253		1258		1310		
Coventry (COV)			1206		1225	1227					1250	1304		1309		1321	1327	
Canley (CNL)			1209								1253							
Tile Hill (THL)			1213								1257			1314				
Berkswell (BKW)			1217								1301							
Hampton-in-Arden (HIA)			1221								1305							
Birmingham International (BHI)			1224		1234	1237					1308	1313		1321		1332	1336	
Birmingham International (BHI)	1206		1224		1235	1238				1306	1309	1313		1321		1332	1338	
Marston Green (MGN)			1228								1312			1325				
Lea Hall (LEH)			1231											1328				
Stechford (SCF)			1234											1331				
Adderley Park (ADD)			1238											1335				
Birmingham New Street (BHM)	1219		1244		1246	1249				1320	1323	1325		1341		1343	1348	
Birmingham New Street (BHM)	1223	1235		1247	1250	1257	1300	1307	1319	1323			1335		1344	1349	1357	1400
Smethwick Rolfe Street (SMR)								1312										
Smethwick Galton Bridge (SGB)	1231	1242					1307	1315		1331			1342					1406
Sandwell & Dudley (SAD)					1259		1310	1318								1358		1410
Dudley Port (DDP)								1322										
Tipton (TIP)								1324										
Coseley (CSY)		1248						1327					1348					
Wolverhampton (WVH)	1242	1254		1302	1310	1313	1320	1332	1337	1342			1354		1400	1409	1413	1420

Operator Train ID Days of operation/Notes 1st Class/Reservations/Bus Catering facilities	LM 2W32 G	VT 9S70 H H	AW 1J19 F F	LM 1W51 E E	LM 1F51 E E	LM 1Y81 E E	LM 2K56 A A	XC 1M46 M M	VT 9G18 E E	LM 2J16 B	LM 2W36 G	VT 9P77 C C	AW 1D13 K	LM 1W55 E E	LM 1F53 E E	LM 1Y83 E E	LM 2K58 A A	XC 1M50 J J
London Euston (EUS)		1240		1208					1320			1340		1309				
Watford Junction (WFJ)				1223					1334u					1324				
Milton Keynes Central (MKC)		1313		1252								1413		1349				
Northampton (NMP)				1315		1334								1415		1435		
Rugby (RUG)				1337		1356			1417					1438		1457		
Coventry (COV)		1342		1350		1407		1427	1430			1441		1450		1507		1527
Canley (CNL)				1353										1453				
Tile Hill (THL)				1357		1412								1457		1513		
Berkswell (BKW)				1401										1501				
Hampton-in-Arden (HIA)				1405										1505				
Birmingham International (BHI)		1352		1408		1419		1436	1441			1452		1508		1520		1536
Birmingham International (BHI)		1353	1406	1409		1419		1438	1442			1452	1506	1509		1520		1538
Marston Green (MGN)				1412		1423								1512		1524		
Lea Hall (LEH)						1426										1527		
Stechford (SCF)						1429										1530		
Adderley Park (ADD)						1433										1534		
Birmingham New Street (BHM)		1405	1420	1423		1439		1448	1452			1504	1520	1523		1540		1548
Birmingham New Street (BHM)	1407	1415	1423		1435		1453	1457		1500	1507	1515	1523		1535		1553	1557
Smethwick Rolfe Street (SMR)	1412										1512							
Smethwick Galton Bridge (SGB)	1415		1430		1442					1506	1515		1531		1542			
Sandwell & Dudley (SAD)		1418	1425							1509	1518	1523						
Dudley Port (DDP)		1422									1522							
Tipton (TIP)		1424									1524							
Coseley (CSY)		1427				1448					1527				1548			
Wolverhampton (WVH)	1432	1437	1443		1454		1508	1513		1519	1532	1537	1543		1554		1608	1613

NOTES (see introductory pages for explanation of train operator codes and standard symbols)

- a Arrival time
- d Departure time
- u Stops to pick up only
- A To Crewe, see table 76
- B To Shrewsbury, see table 75
- C To Preston, see table 65
- E To Liverpool Lime Street, see table 76
- F To Aberystwyth/Pwllheli, see table 75
- G From Walsall, see table 69
- H To Edinburgh, see table 65
- J From Reading to Manchester Piccadilly, see table 50
- K To Chester, see table 75
- M From Bournemouth to Manchester Piccadilly, see table 50

Rugby to Coventry, Birmingham and Wolverhampton

Sundays

Operator Train ID Days of operation/Notes 1st Class/Reservations/Bus Catering facilities	LM 2J18 B	VT 9G24	LM 2W40 G	VT 9S80 H	AW 1J23 F	LM 1W59	LM 1F55 E	LM 1Y85	LM 2K40 A	XC 1M54 M	VT 9G30	LM 2J20 B	LM 2W44 G	VT 9P85 C	AW 1D17 N	LM 2G63	LM 1F57 E	LM 1Y87
London Euston (EUS)	d	1420		1440		1408					1520			1540		1505		
Watford Junction (WFJ)	d	1434u				1423					1534u					1520		
Milton Keynes Central (MKC)	d			1513		1449								1613		1549		
Northampton (NMP)	d					1515		1534								1615		1634
Rugby (RUG)	d	1517				1537		1556			1617					1637		1656
Coventry (COV)	d	1531		1542		1550		1607		1627	1630			1642		1650		1707
Canley (CNL)	d					1553										1653		
Tile Hill (THL)	d					1557		1612								1657		1712
Berkswell (BKW)	d					1601										1701		
Hampton-in-Arden (HIA)	d					1605										1705		
Birmingham International (BHI)	a	1541		1552		1608		1619		1636	1641			1653		1708		1719
Birmingham International (BHI)	d	1542		1553	1606	1609		1619		1638	1641			1653	1706	1709		1719
Marston Green (MGN)	d					1612		1623								1712		1723
Lea Hall (LEH)	d							1626										1726
Stechford (SCF)	d							1629										1729
Adderley Park (ADD)	d							1633										1733
Birmingham New Street (BHM)	a	1552		1604	1620	1623		1639		1648	1651			1705	1720	1723		1739
Birmingham New Street (BHM)	d	1600	1603	1607	1615	1624		1635		1653	1657		1700	1707	1715	1724		1735
Smethwick Rolfe Street (SMR)	d			1612										1712				
Smethwick Galton Bridge (SGB)	d	1606		1615		1631		1642						1715		1731		1742
Sandwell & Dudley (SAD)	d	1609		1618	1625							1708		1718	1723			
Dudley Port (DDP)	d			1622										1722				
Tipton (TIP)	d			1624										1724				
Coseley (CSY)	d			1627				1648						1727				1748
Wolverhampton (WVH)	a	1619	1626	1632	1637	1644		1654		1708	1713		1718	1732	1737	1743		1754






Operator Train ID Days of operation/Notes 1st Class/Reservations/Bus Catering facilities	LM 2K42 A	XC 1M58 J	VT 9G36	LM 2J22 B	LM 2W48 G	VT 9S93 H	AW 1J27 P	LM 2G65	LM 1F59 E	LM 1Y89	LM 2K44 A	XC 1M62 M	VT 9G42	LM 2J24 B	LM 2W52 G	VT 9P97 C	AW 1D19 K	LM 2G67
London Euston (EUS)	d		1620			1640		1605					1720					1705
Watford Junction (WFJ)	d		1634u					1620					1734u					1720
Milton Keynes Central (MKC)	d					1713		1648										1748
Northampton (NMP)	d							1715		1734								1815
Rugby (RUG)	d		1717					1737		1756			1816					1837
Coventry (COV)	d	1727	1731			1743		1750		1807		1827	1830					1850
Canley (CNL)	d							1753										1853
Tile Hill (THL)	d							1757		1812								1857
Berkswell (BKW)	d							1801										1901
Hampton-in-Arden (HIA)	d							1805										1905
Birmingham International (BHI)	a	1736	1741			1752		1808		1819		1837	1842					1908
Birmingham International (BHI)	d	1738	1742			1753	1806	1809		1819		1838	1842					1909
Marston Green (MGN)	d							1812		1823								1912
Lea Hall (LEH)	d									1826								
Stechford (SCF)	d									1829								
Adderley Park (ADD)	d									1833								
Birmingham New Street (BHM)	a	1748	1752			1803	1820	1823				1848	1852					1923
Birmingham New Street (BHM)	d	1752	1757		1800	1807	1815	1823		1835		1853	1857		1900	1907	1915	1924
Smethwick Rolfe Street (SMR)	d				1812											1912		
Smethwick Galton Bridge (SGB)	d			1807	1815		1831		1842					1906	1915		1932	
Sandwell & Dudley (SAD)	d			1810	1818	1825								1910	1918	1924		
Dudley Port (DDP)	d				1822											1922		
Tipton (TIP)	d				1824											1924		
Coseley (CSY)	d				1827				1848							1927		
Wolverhampton (WVH)	a	1807	1813		1820	1832	1836	1843		1854		1908	1913		1920	1932	1937	1944






NOTES (see introductory pages for explanation of train operator codes and standard symbols)

- a Arrival time
- d Departure time
- u Stops to pick up only
- A To Crewe, see table 76
- B To Shrewsbury, see table 75
- C To Preston, see table 65
- E To Liverpool Lime Street, see table 76
- F To Aberystwyth/Pwllheli, see table 75
- G From Walsall, see table 69
- H To Edinburgh, see table 65
- J From Reading to Manchester Piccadilly, see table 50
- K To Chester, see table 75
- M From Bournemouth to Manchester Piccadilly, see table 50
- N To Holyhead, see table 75
- P To Aberystwyth, see table 75

Rugby to Coventry, Birmingham and Wolverhampton

Sundays

Operator Train ID Days of operation/Notes 1st Class/Reservations/Bus Catering facilities	LM 1F61 E □	LM 1Y91 □	LM 2K46 A □	VT 9J48 B □	XC 1M66 J □	VT 9J48 B □	LM 2J26 B □	LM 2W56 G □	VT 9G50 □	AW 1J31 P □	LM 2G69 □	VT 9K52 A □	LM 1Y81 □	LM 2K50 A □	XC 1M70 M □	VT 9G54 □	LM 2J28 B □	LM 2W60 G □
London Euston (EUS)  d				1820					1843		1805	1900					1920	
Watford Junction (WFJ) d				1835u							1820						1934u	
Milton Keynes Central (MKC) d									1917		1848							
Northampton (NMP) d		1834									1916		1934					
Rugby (RUG) d		1856									1940	1952	1956				2019	
Coventry (COV) d		1907		1923	1927				1945		1950	2001	2007		2027		2030	
Canley (CNL) d											1954							
Tile Hill (THL) d		1912									1958		2012					
Berkswell (BKW) d											2001							
Hampton-in-Arden (HIA) d											2005							
Birmingham International (BHI) a		1919		1933	1936				1955		2008	2012	2019		2036	2041		
Birmingham International (BHI) d		1919		1933	1938				1956	2006	2009	2013	2019		2038	2042		
Marston Green (MGN) d		1923									2012							
Lea Hall (LEH) d		1926																
Stechford (SCF) d		1929																
Adderley Park (ADD) d		1933																
Birmingham New Street (BHM)  a		1939		1944	1948	←			2010	2020	2024	2025	2039		2048	2052		
Birmingham New Street (BHM)  d	1935		1953	2000	1957	2000	2003	2007		2024		2028		2043	2057	2100	2103	2107
Smethwick Rolfe Street (SMR) d				→				2013										2112
Smethwick Galton Bridge (SGB)  d	1942							2015		2031								2115
Sandwell & Dudley (SAD) d						2008	2013	2017				2036				2109	2114	2118
Dudley Port (DDP) d								2021										2122
Tipton (TIP) d								2023										2124
Coseley (CSY) d	1948						2019	2027										2127
Wolverhampton (WVH)  a	1954		2008		2013	2020	2025	2032		2045		2049		2103	2113	2121	2124	2132






Operator Train ID Days of operation/Notes 1st Class/Reservations/Bus Catering facilities	VT 9P99 C □	AW 1D21 K □	LM 1W91 □	LM 1F63 E □	LM 1Y95 □	VT 9G60 □	XC 1M74 J □	LM 2K54 A □	LM 2Y59 □	LM 2J30 B □	LM 2W64 G □	VT 9G62 □	AW 1J35 B □	LM 1Y97 □	VT 9G64 □	XC 1M78 Q □	AW 1D33 K □	LM 2Y65 □
London Euston (EUS)  d	1940		1911			2018			1933			2038				2054		2033
Watford Junction (WFJ) d						2032u			1950						2111u			2050
Milton Keynes Central (MKC) d	2013		1948						2028			2117			2145			2131
Northampton (NMP) d			2009		2034				2056					2126				2157
Rugby (RUG) d			2037		2100				2118					2148	2207			2220
Coventry (COV) d	2042		2050		2110	2120	2127		2131			2147		2158	2216	2224		2232
Canley (CNL) d			2053						2134					2202				2235
Tile Hill (THL) d			2057		2116				2138					2206				2239
Berkswell (BKW) d			2101						2142					2209				2243
Hampton-in-Arden (HIA) d			2105						2146					2213				2247
Birmingham International (BHI) a	2052		2108		2122	2130	2136		2149			2157		2216	2226	2233		2250
Birmingham International (BHI) d	2053	2106	2109		2123	2131	2138		2149			2158	2211	2217	2227	2234	2240	2250
Marston Green (MGN) d			2112		2126				2153					2220				2254
Lea Hall (LEH) d					2130									2224				
Stechford (SCF) d					2133									2227				
Adderley Park (ADD) d					2136									2230				
Birmingham New Street (BHM)  a	2105	2119	2123		2143	2144	2148		2201			2210	2222	2237	2239	2244	2251	2302
Birmingham New Street (BHM)  d	2115	2123		2142		2147	2157	2200		2203	2207	2216	2224		2242			2255
Smethwick Rolfe Street (SMR) d											2212							
Smethwick Galton Bridge (SGB)  d		2131		2149				2207		2210	2215		2231					2302
Sandwell & Dudley (SAD) d	2124					2156				2213	2218	2225			2251			
Dudley Port (DDP) d											2222							
Tipton (TIP) d											2224							
Coseley (CSY) d				2155						2219	2227							
Wolverhampton (WVH)  a	2137	2143		2201		2208	2213	2218		2228	2232	2236	2243		2302			2316

NOTES (see introductory pages for explanation of train operator codes and standard symbols)

- a Arrival time
- d Departure time
- u Stops to pick up only
- A To Crewe, see table 76
- B To Shrewsbury, see table 75
- C To Preston, see table 65
- E To Liverpool Lime Street, see table 76
- G From Walsall, see table 69
- J From Reading to Manchester Piccadilly, see table 50
- K To Chester, see table 75
- M From Bournemouth to Manchester Piccadilly, see table 50
- P To Aberystwyth, see table 75
- Q From Bournemouth, see table 50

Rugby to Coventry, Birmingham and Wolverhampton

Sundays






Operator Train ID Days of operation/Notes 1st Class/Reservations/Bus Catering facilities	LM	AW	LM	VT	LM	LM	VT	VT
	2W68 G	1J37 B	2Y67	9G66	2Y71	2Y77	9G68	9G70
			1	1 1	1	1	1 1	1 1
			CP	CP			CP	CP
London Euston (EUS)  d			2106	2155	2131	2201	2225	2324
Watford Junction (WFJ) d			2124	2213u	2147	2221	2241u	2339u
Milton Keynes Central (MKC) d			2209	2247	2232	2306	2314	0013
Northampton (NMP) d			2237		2251	2332		
Rugby (RUG) d			2259	2324	2313	2354	2348	0048s
Coventry (COV) d			2309	2333	2337	0004a	2357	0059s
Canley (CNL) d					2341			
Tile Hill (THL) d					2345			
Berkswell (BKW) d					2348			
Hampton-in-Arden (HIA) d					2352			
Birmingham International (BHI) a			2318	2343	2355		0007	0110s
Birmingham International (BHI) d		2307	2319	2344	2356		0008	
Marston Green (MGN) d			2322		2359			
Lea Hall (LEH) d			2326					
Stechford (SCF) d			2329					
Adderley Park (ADD) d			2332					
Birmingham New Street (BHM)  a		2320	2338	2356	0008		0019	0122s
Birmingham New Street (BHM)  d	2307	2325	2342	2359			0023	
Smethwick Rolfe Street (SMR) d	2312		2347					
Smethwick Galton Bridge (SGB)  d	2315	2333	2350					
Sandwell & Dudley (SAD) d	2318		2352					
Dudley Port (DDP) d	2322		2356					
Tipton (TIP) d	2324		2358					
Coseley (CSY) d	2327		0002					
Wolverhampton (WVH)  a	2332	2345	0007	0015			0040	0142






NOTES (see introductory pages for explanation of train operator codes and standard symbols)

- a Arrival time
- d Departure time
- s Stops to set down only
- u Stops to pick up only
- B To Shrewsbury, see table 75
- G From Walsall, see table 69

Wolverhampton to Birmingham, Coventry and Rugby

Mondays to Fridays

Operator Train ID Days of operation/Notes 1st Class/Reservations/Bus Catering facilities	LM 2100	LM 1Y02	VT 1R00	LM 1Y04	VT 1R01	LM 2H03 A	AW 1G00 B	XC 1O02 C	VT 1R04	LM 1Y10	AW 1100 D	VT 1R06	AW 1100 D	LM 2124	LM 2G51 D	LM 2Y86	XC 1O04 E	VT 1R12
Wolverhampton (WVH)  d			0500		0527	0530	0540		0545	0553	0559	0604			0615		0639	0645
Coseley (CSY) d						0535									0620			
Tipton (TIP) d						0538									0623			
Dudley Port (DDP) d						0541									0625			
Sandwell & Dudley (SAD) d					0537	0544			0555	0602		0615			0628			0656
Smethwick Galton Bridge (SGB)  d						0547					0609				0631			
Smethwick Rolfe Street (SMR) d						0549									0634			
Birmingham New Street (BHM)  a			0525		0546	0556	0601		0605	0610	0619	0624	←		0642		0655	0707
Birmingham New Street (BHM)  d	0523		0530	0533	0550			0604	0607	0613	0636	0630	0636	0639		0653	0704	0710
Adderley Park (ADD) d											→			0644				
Stechford (SCF) d	0530									0620				0647				
Lea Hall (LEH) d				0541						0623				0650				
Marston Green (MGN) d				0544						0626				0654				
Birmingham International (BHI) a	0535		0539	0547	0558			0613	0616	0629		0639	0649	0657		0702	0713	0719
Birmingham International (BHI) d			0540	0548	0600			0614	0618	0630		0640				0704	0714	0721
Hampton-in-Arden (HIA) d				0551						0633						0707		
Berkswell (BKW) d				0556						0638						0712		
Tile Hill (THL) d				0559						0641						0715		
Canley (CNL) d				0603						0645						0719		
Coventry (COV) d		0542	0552	0606	0614			0624a	0630	0648		0651				0723	0727a	0732
Rugby (RUG) a		0552	0602	0616						0658						0733		
Northampton (NMP) a		0614		0638						0728						0755		
Milton Keynes Central (MKC) a		0641	0622	0655	0641				0656	0754						0821		0759
Watford Junction (WFJ) a		0709	0644s									0737s				0904		
London Euston (EUS)  a		0725	0703	0738	0716				0734	0838		0754				0932		0834






Operator Train ID Days of operation/Notes 1st Class/Reservations/Bus Catering facilities	LM 1G03 F	LM 2126	LM 2Y52	LM 2G02 D	LM 2A41 G	VT 1R14	LM 2Y54	AW 1102 B	LM 2128	LM 2A99 H	VT 1R21 D	LM 1G04 J	LM 1G05 D	XC 1O06 K	VT 9R23 L	LM 2Y56	LM 2130 M	LM 2W07
Wolverhampton (WVH)  d	0650			0653	0702	0705		0712		0715	0724	0730	0733		0745			0749
Coseley (CSY) d				0658						0720								0754
Tipton (TIP) d	0656			0701						0724								0758
Dudley Port (DDP) d				0703						0726								0800
Sandwell & Dudley (SAD) d				0707		0715				0730			0744		0755			0804
Smethwick Galton Bridge (SGB)  d				0710	0714			0723		0733		0742						0807
Smethwick Rolfe Street (SMR) d				0713						0736								0810
Birmingham New Street (BHM)  a	0710			0721	0723	0725		0733		0742	0747	0750	0756		0805			0818
Birmingham New Street (BHM)  d		0713	0716			0730	0733	0736	0739		0750			0804	0810	0814	0817	
Adderley Park (ADD) d		0718																0822
Stechford (SCF) d			0724						0746									0825
Lea Hall (LEH) d			0727						0749									0828
Marston Green (MGN) d		0724				0741		0752								0822		0832
Birmingham International (BHI) a		0729	0732			0739	0744	0748	0755		0759			0813	0819	0825	0836	
Birmingham International (BHI) d			0732			0743	0746				0800			0814	0820	0826		
Hampton-in-Arden (HIA) d							0749									0829		
Berkswell (BKW) d							0754									0834		
Tile Hill (THL) d			0740				0757									0837		
Canley (CNL) d							0801									0841		
Coventry (COV) d			0749c			0755	0804				0811		0824a	0831	0846			
Rugby (RUG) a			0759				0815				0820				0856			
Northampton (NMP) a			0826				0838									0920		
Milton Keynes Central (MKC) a																		
Watford Junction (WFJ) a															0917s			
London Euston (EUS)  a						0851					0913				0933			






NOTES (see introductory pages for explanation of train operator codes and standard symbols)

- a Arrival time
- d Departure time
- s Stops to set down only
- c Arrives 4 minutes earlier
- A To Rugeley Trent Valley, see table 69
- B From Chester, see table 75
- C To Bournemouth, see table 50
- D From Shrewsbury, see table 75
- E From Manchester Piccadilly to Bournemouth, see table 50
- F From Crewe, see table 76
- G From Crewe to Walsall, see table 69
- H To Walsall, see table 69
- J From Liverpool Lime Street, see table 76
- K From Nottingham to Reading, see table 50
- L From Manchester Piccadilly, see table 76
- M From Rugeley Trent Valley, see table 69

Wolverhampton to Birmingham, Coventry and Rugby

Mondays to Fridays

Operator Train ID Days of operation/Notes 1st Class/Reservations/Bus Catering facilities	LM 2G32 F	LM 2G06 D	VT 1R26 F	LM 1W06 F	AW 1104 N	LM 2132 F	LM 2A09 H	VT 1B29 F	LM 1G06 J	LM 2G07 D	XC 1008 E	VT 9A31 P	LM 2Y58 F	LM 2W11	LM 2134 M	LM 1G10 D	LM 2G36 F	LM 1W08 F
Wolverhampton (WVH)  d	0800	0807			0811		0822		0830	0837	0842	0845		0848		0859	0904	
Coseley (CSY) d	0806						0827							0853				
Tipton (TIP) d							0830							0856				
Dudley Port (DDP) d							0832							0858				
Sandwell & Dudley (SAD) d		0816					0836		0846			0855		0902				
Smethwick Galton Bridge (SGB)  d	0812				0822		0839		0843					0905			0914	
Smethwick Rolfe Street (SMR) d							0841							0907				
Birmingham New Street (BHM)  a	0822	0830			0833		0847		0851	0855	0859	0905		0916		0920	0924	
Birmingham New Street (BHM)  d			0830	0833	0836	0839		0850			0904	0910	0913		0917			0933
Adderley Park (ADD) d															0922			
Stechford (SCF) d						0846									0925			
Lea Hall (LEH) d						0849									0928			
Marston Green (MGN) d				0842									0922		0932			0941
Birmingham International (BHI) a			0839	0845	0850	0856		0859			0913	0919	0926		0936			0944
Birmingham International (BHI) d			0841	0845				0900			0914	0920	0928					0945
Hampton-in-Arden (HIA) d				0848									0931					0948
Berkswell (BKW) d				0853									0936					0953
Tile Hill (THL) d				0857									0939					0956
Canley (CNL) d				0900									0943					1000
Coventry (COV) d			0851	0904				0911			0924a	0931	0946					1003
Rugby (RUG) a			0902	0915									0957					1014
Northampton (NMP) a				0944									1020					1036
Milton Keynes Central (MKC) a			0923	1005								0958						1053
Watford Junction (WFJ) a								1000s										1115
London Euston (EUS)  a			0957	1042				1016					1033					1131

Operator Train ID Days of operation/Notes 1st Class/Reservations/Bus Catering facilities	AW 1106 Q	LM 2136 F	LM 2A13 H	LM 1G07 J	VT 1B28 F	LM 2G09 D	XC 1010 R	VT 9M48 S	LM 2Y60 F	LM 2W15	LM 2138 M	LM 1G14 D	LM 2G40 F	LM 1W10 F	AW 1108 T	LM 2140 F	LM 2A17 H	VT 1B34 F
Wolverhampton (WVH)  d	0911		0922	0930		0935	0940	0945		0948		0956	1004		1011		1022	
Coseley (CSY) d			0927							0953							1027	
Tipton (TIP) d			0930							0956							1030	
Dudley Port (DDP) d			0932							0958							1032	
Sandwell & Dudley (SAD) d			0936			0944		0955		1002							1036	
Smethwick Galton Bridge (SGB)  d	0922		0939	0942						1005					1022		1039	
Smethwick Rolfe Street (SMR) d			0941							1007							1041	
Birmingham New Street (BHM)  a	0932		0947	0950		0954	0958	1005		1017		1019	1024		1032		1047	
Birmingham New Street (BHM)  d	0936	0939			0950		1004	1010	1014		1017			1033	1036	1039		1050
Adderley Park (ADD) d										1022								
Stechford (SCF) d		0946								1025						1046		
Lea Hall (LEH) d		0949								1028						1049		
Marston Green (MGN) d									1022	1032				1041				
Birmingham International (BHI) a	0949	0956			0959		1013	1019	1025	1036				1044	1049	1056		1059
Birmingham International (BHI) d					1000		1014	1020	1028					1045				1100
Hampton-in-Arden (HIA) d									1031					1048				
Berkswell (BKW) d									1036					1053				
Tile Hill (THL) d									1039					1056				
Canley (CNL) d									1043					1100				
Coventry (COV) d				1011		1024a	1031	1047	1057					1103				1111
Rugby (RUG) a				1022										1114				1122
Northampton (NMP) a									1120					1136				
Milton Keynes Central (MKC) a								1057						1152				
Watford Junction (WFJ) a					1100s									1214				1200s
London Euston (EUS)  a					1117			1134						1230				1217

NOTES (see introductory pages for explanation of train operator codes and standard symbols)

- a Arrival time
- d Departure time
- s Stops to set down only
- D From Shrewsbury, see table 75
- E From Manchester Piccadilly to Bournemouth, see table 50
- F From Crewe, see table 76
- H To Walsall, see table 69
- J From Liverpool Lime Street, see table 76
- M From Rugeley Trent Valley, see table 69
- N From Aberystwyth/Crewe, see table 75
- P From Lancaster, see table 65
- Q From Crewe/Wrexham General, see table 75
- R From Manchester Piccadilly to Reading, see table 50
- S From Blackpool North, see table 65
- T From Aberystwyth, see table 75

Wolverhampton to Birmingham, Coventry and Rugby

Mondays to Fridays

Operator Train ID Days of operation/Notes 1st Class/Reservations/Bus Catering facilities	LM 1G08 J	LM 2G11 D	XC 1O12 E ◇	VT 9M50 U ◇	LM 2Y62 W	LM 2W19	LM 2I42 M	LM 2G44 F	LM 1W12	AW 1110 V	LM 2I44	LM 2A21 H ◇	VT 1B40 J ◇	LM 1G09 J	LM 2G13 D	XC 1O14 R ◇	VT 9M51 S ◇	LM 2Y64	
Wolverhampton (WVH)	1031	1035	1042	1045		1048		1106		1111		1122		1131	1135	1142	1145		
Coseley (CSY)						1053						1127							
Tipton (TIP)						1056						1130							
Dudley Port (DDP)						1058						1132							
Sandwell & Dudley (SAD)		1044		1055		1102						1136			1145		1155		
Smethwick Galton Bridge (SGB)	1042					1105				1122		1139		1143					
Smethwick Rolfe Street (SMR)						1107						1141							
Birmingham New Street (BHM)	1051	1055	1059	1105		1116		1124		1132		1147		1151	1156	1159	1205		
Birmingham New Street (BHM)			1104	1110	1114		1117		1133	1136	1139		1150				1204	1210	1214
Adderley Park (ADD)							1122												
Stechford (SCF)							1125					1146							
Lea Hall (LEH)							1128					1149							
Marston Green (MGN)						1122			1141										1224
Birmingham International (BHI)			1113	1119	1125		1136		1144	1148	1156		1159			1213	1219	1227	
Birmingham International (BHI)			1114	1120	1128				1145				1200			1214	1220	1229	
Hampton-in-Arden (HIA)					1131				1148									1232	
Berkswell (BKW)					1136				1153									1237	
Tile Hill (THL)					1139				1156									1240	
Canley (CNL)					1143				1200									1244	
Coventry (COV)			1124a	1131	1147				1203				1211			1224a	1231	1248	
Rugby (RUG)					1157				1214				1222					1257	
Northampton (NMP)					1220				1236									1320	
Milton Keynes Central (MKC)				1158					1256								1259		
Watford Junction (WFJ)									1318				1300s						
London Euston (EUS)				1233e					1334				1317				1337		






Operator Train ID Days of operation/Notes 1st Class/Reservations/Bus Catering facilities	LM 2W23	LM 2I46 M	LM 2G48 F	LM 1W14	AW 1112 W	LM 2I48	LM 2A25 H	VT 1B46 J ◇	LM 1G11 J	LM 2G15 D	XC 1O16 E ◇	VT 9M52 U ◇	LM 2Y66	LM 2W27	LM 2I50 M	LM 2G52 F	LM 1W16	AW 1114 V
Wolverhampton (WVH)	1148		1206		1211		1222		1230	1237	1242	1245		1248		1304		1312
Coseley (CSY)	1153						1227							1253				
Tipton (TIP)	1156						1230							1256				
Dudley Port (DDP)	1158						1232							1258				
Sandwell & Dudley (SAD)	1202						1236			1245		1255		1302				
Smethwick Galton Bridge (SGB)	1205				1222		1239		1243					1305				1323
Smethwick Rolfe Street (SMR)	1207						1241							1307				
Birmingham New Street (BHM)	1216		1224		1232		1247		1251	1256	1259	1305		1316		1324		1333
Birmingham New Street (BHM)		1217		1233	1236	1239		1250			1304	1310	1314		1317		1333	1336
Adderley Park (ADD)		1222													1322			
Stechford (SCF)		1225				1246									1325			
Lea Hall (LEH)		1228				1249									1328			
Marston Green (MGN)		1232		1241									1322		1332		1341	
Birmingham International (BHI)		1236		1244	1249	1256		1259			1313	1319	1325		1336		1344	1349
Birmingham International (BHI)				1245				1300			1314	1320	1328				1345	
Hampton-in-Arden (HIA)				1248									1331				1348	
Berkswell (BKW)				1253									1336				1353	
Tile Hill (THL)				1256									1339				1356	
Canley (CNL)				1300									1343				1400	
Coventry (COV)				1303				1311			1325a	1331	1347				1403	
Rugby (RUG)				1314				1322					1357				1414	
Northampton (NMP)				1336									1420				1436	
Milton Keynes Central (MKC)				1353								1358f					1453	
Watford Junction (WFJ)				1415				1400s									1515	
London Euston (EUS)				1431				1416				1434g					1532	






NOTES (see introductory pages for explanation of train operator codes and standard symbols)

- a Arrival time
d Departure time
s Stops to set down only
e 3 minutes later on Fridays
f 2 minutes later on Wednesdays
g 3 minutes later on Wednesdays
D From Shrewsbury, see table 75
E From Manchester Piccadilly to Bournemouth, see table 50
F From Crewe, see table 76
H To Walsall, see table 69
J From Liverpool Lime Street, see table 76
M From Rugeley Trent Valley, see table 69
R From Manchester Piccadilly to Reading, see table 50
S From Blackpool North, see table 65
U From Edinburgh, see table 65
V From Holyhead, see table 75
W From Aberystwyth/Pwllheli, see table 75

Wolverhampton to Birmingham, Coventry and Rugby

Mondays to Fridays

Operator Train ID Days of operation/Notes 1st Class/Reservations/Bus Catering facilities	LM 2I52	LM 2A29 H	VT 1B52	LM 1G13 J	LM 2G17 D	XC 1O18 R	VT 9M53 S	LM 2Y68	LM 2W31	LM 2I54 M	LM 2G56 F	LM 1W18	AW 1116 W	LM 2I56	LM 2A33 H	VT 1B58	LM 1G15 J	LM 2G19 D
Wolverhampton (WVH)  d		1322		1332	1335	1342	1345		1348		1405		1412		1422		1431	1434
Coseley (CSY) d		1327							1353						1427			
Tipton (TIP) d		1330							1356						1430			
Dudley Port (DDP) d		1332							1358						1432			
Sandwell & Dudley (SAD) d		1336			1345		1355		1402						1436			1444
Smethwick Galton Bridge (SGB)  d		1339		1343					1405				1422		1439		1443	
Smethwick Rolfe Street (SMR) d		1341							1407						1441			
Birmingham New Street (BHM)  a		1347		1351	1356	1359	1405		1416		1424		1432		1447		1451	1456
Birmingham New Street (BHM)  d	1339		1350			1404	1410	1414		1417		1433	1436	1439		1450		
Adderley Park (ADD) d									1422									
Stechford (SCF) d	1346								1425						1446			
Lea Hall (LEH) d	1349								1428						1449			
Marston Green (MGN) d								1422				1441						
Birmingham International (BHI) a	1356		1359			1413	1419	1425		1436		1444	1449	1457		1459		
Birmingham International (BHI) d			1400			1414	1420	1428								1500		
Hampton-in-Arden (HIA) d								1431										
Berkswell (BKW) d								1436										
Tile Hill (THL) d								1439										
Canley (CNL) d								1443										
Coventry (COV) d			1411			1424a	1431	1447						1503		1511		
Rugby (RUG) a			1422					1457						1514		1522		
Northampton (NMP) a								1520						1536				
Milton Keynes Central (MKC) a							1458							1553				
Watford Junction (WFJ) a			1500s											1615		1600s		
London Euston (EUS)  a			1516				1535							1631		1616		






Operator Train ID Days of operation/Notes 1st Class/Reservations/Bus Catering facilities	XC 1O20 E	VT 9M54 U	LM 2Y70	LM 2W35	LM 2I58 M	LM 2G60 F	LM 1W20	AW 1118 V	LM 2I60	LM 2A37 H	VT 1B64	LM 1G17 J	LM 2G21 D	XC 1O22 E	VT 9M55 S	LM 2Y72	LM 2W39	LM 2I62 M
Wolverhampton (WVH)  d	1442	1445		1448		1504		1511		1522		1531	1535	1542	1545		1548	
Coseley (CSY) d				1453						1527							1553	
Tipton (TIP) d				1456						1530							1556	
Dudley Port (DDP) d				1458						1532							1558	
Sandwell & Dudley (SAD) d		1455		1502						1536			1544		1555		1602	
Smethwick Galton Bridge (SGB)  d				1505			1522		1539		1543						1605	
Smethwick Rolfe Street (SMR) d				1507						1541							1607	
Birmingham New Street (BHM)  a	1459	1505		1516		1522		1532		1547		1551	1556	1559	1605		1616	
Birmingham New Street (BHM)  d	1504	1510	1514		1517		1533	1536	1539		1550			1604	1610	1614		1617
Adderley Park (ADD) d					1522													1622
Stechford (SCF) d					1525				1546									1625
Lea Hall (LEH) d					1528				1549									1628
Marston Green (MGN) d			1522		1532		1541										1622	1632
Birmingham International (BHI) a	1513	1519	1525		1536		1544	1549	1555		1559			1613	1619	1625		1636
Birmingham International (BHI) d	1514	1520	1528				1545				1600			1614	1620	1628		1631
Hampton-in-Arden (HIA) d			1531				1548											1636
Berkswell (BKW) d			1537				1553											1640
Tile Hill (THL) d			1540				1556											1643
Canley (CNL) d			1544				1600											1647
Coventry (COV) d	1524a	1531	1547				1603				1611			1624a	1631	1647		1657
Rugby (RUG) a			1557				1614				1622							1720
Northampton (NMP) a			1621				1636											1720
Milton Keynes Central (MKC) a		1558					1655								1658			
Watford Junction (WFJ) a							1717				1700s							
London Euston (EUS)  a		1634					1733				1717				1736			






NOTES (see introductory pages for explanation of train operator codes and standard symbols)

- a Arrival time
- d Departure time
- s Stops to set down only
- D From Shrewsbury, see table 75
- E From Manchester Piccadilly to Bournemouth, see table 50
- F From Crewe, see table 76
- H To Walsall, see table 69
- J From Liverpool Lime Street, see table 76
- M From Rugeley Trent Valley, see table 69
- R From Manchester Piccadilly to Reading, see table 50
- S From Blackpool North, see table 65
- U From Edinburgh, see table 65
- V From Holyhead, see table 75
- W From Aberystwyth/Pwllheli, see table 75

Wolverhampton to Birmingham, Coventry and Rugby

Mondays to Fridays

Operator Train ID Days of operation/Notes 1st Class/Reservations/Bus Catering facilities	LM 1G99 D	LM 2G64 F F	LM 1W22 W	AW 1I20 W	LM 2I64 W	LM 2A41 H H	VT 1B70 CP	LM 1G18 J J	LM 2G23 D	XC 1O24 R R	VT 9M56 U U	LM 2Y74 F	LM 2W43 M M	LM 1G49 D D	LM 2G68 F F	LM 1W24 W W	AW 1I22 V V	
Wolverhampton (WVH)  d	1558	1606		1611		1622		1631	1634	1642	1645			1648		1656	1704	1711
Coseley (CSY) d						1627								1653				
Tipton (TIP) d						1630								1656				
Dudley Port (DDP) d						1632								1658				
Sandwell & Dudley (SAD) d						1636			1644		1655			1702				
Smethwick Galton Bridge (SGB)  d				1622		1639		1643						1705				1722
Smethwick Rolfe Street (SMR) d						1641								1707				
Birmingham New Street (BHM)  a	1630	1624		1633		1647		1651	1656	1659	1705		1716		1719	1724		1732
Birmingham New Street (BHM)  d			1633	1636	1639		1650			1704	1710	1714		1717				1733
Adderley Park (ADD) d														1722				1736
Stechford (SCF) d						1646								1725				
Lea Hall (LEH) d						1649								1728				
Marston Green (MGN) d			1641									1722		1732				1741
Birmingham International (BHI) a			1644	1649	1657		1659			1713	1719	1725	1736					1744
Birmingham International (BHI) d			1645				1700			1714	1720	1728						1745
Hampton-in-Arden (HIA) d			1648									1731						1748
Berkswell (BKW) d			1653									1736						1753
Tile Hill (THL) d			1656									1740						1756
Canley (CNL) d			1700									1743						1800
Coventry (COV) d			1703				1711			1724a	1731	1747						1803
Rugby (RUG) a			1714				1722					1757						1814
Northampton (NMP) a			1737									1820						1836
Milton Keynes Central (MKC) a			1753								1758							1853
Watford Junction (WFJ) a			1815				1800s											1915
London Euston (EUS)  a			1831				1816					1834						1931






Operator Train ID Days of operation/Notes 1st Class/Reservations/Bus Catering facilities	LM 2I68 F	LM 2A45 H	LM 1G20 J J	LM 2G25 D	XC 1O26 E E	VT 9M84 S S	LM 2Y76 F	LM 2W47 M	LM 2I70 M M	LM 1G53 D	LM 2G72 F F	VT 1B80 CP	LM 1W26 W	AW 1I24 W	LM 2I72 W	LM 2A49 H	LM 1G21 J J	LM 2G27 D
Wolverhampton (WVH)  d		1722	1731	1734	1742	1745		1748		1758	1806			1811		1822	1830	1834
Coseley (CSY) d		1727						1753								1827		
Tipton (TIP) d		1730						1756								1830		
Dudley Port (DDP) d		1732						1758								1832		
Sandwell & Dudley (SAD) d		1736		1744		1755		1802								1836		1844
Smethwick Galton Bridge (SGB)  d		1739	1742					1805					1822		1839	1842		
Smethwick Rolfe Street (SMR) d		1741						1807								1841		
Birmingham New Street (BHM)  a		1747	1750	1757	1758	1805		1816		1820	1824			1832		1847	1850	1855
Birmingham New Street (BHM)  d	1739				1804	1810	1814		1817			1830	1833	1836	1839			
Adderley Park (ADD) d								1822										
Stechford (SCF) d	1746							1825							1846			
Lea Hall (LEH) d	1749							1828							1849			
Marston Green (MGN) d							1822	1832					1842					
Birmingham International (BHI) a	1757				1813	1819	1825	1836				1839	1845	1850	1857			
Birmingham International (BHI) d					1814	1820	1829					1840	1845					
Hampton-in-Arden (HIA) d							1832						1848					
Berkswell (BKW) d							1838						1853					
Tile Hill (THL) d							1841						1857					
Canley (CNL) d							1845						1900					
Coventry (COV) d				1824a	1831	1848						1854	1904					
Rugby (RUG) a						1858						1904	1914					
Northampton (NMP) a							1921						1936					
Milton Keynes Central (MKC) a						1856							1955					
Watford Junction (WFJ) a												1942s	2017					
London Euston (EUS)  a						1934						1958	2033					






NOTES (see introductory pages for explanation of train operator codes and standard symbols)

- a Arrival time
- d Departure time
- s Stops to set down only
- D From Shrewsbury, see table 75
- E From Manchester Piccadilly to Bournemouth, see table 50
- F From Crewe, see table 76
- H To Walsall, see table 69
- J From Liverpool Lime Street, see table 76
- M From Rugeley Trent Valley, see table 69
- R From Manchester Piccadilly to Reading, see table 50
- S From Blackpool North, see table 65
- U From Edinburgh, see table 65
- V From Holyhead, see table 75
- W From Aberystwyth/Pwllheli, see table 75

Wolverhampton to Birmingham, Coventry and Rugby

Mondays to Fridays

Operator Train ID Days of operation/Notes 1st Class/Reservations/Bus Catering facilities	XC 1068 R 1◇	VT 9M86 U 113 1P	LM 1Y36 1	LM 2W51	LM 2174 M 1	LM 1G59 D	LM 2G76 F 1	VT 1B86 113 1P	AW 1I26 V	LM 1W28 1	LM 2176 1	LM 2A53 H	LM 1G23 J 1	LM 2G29 D	XC 1030 E 1◇	VT 9M59 S 1◇	LM 1Y25 1	LM 2W55	
Wolverhampton (WVH)  d	1842	1845		1848		1855	1905		1912				1922	1931	1937	1942	1945		1948
Coseley (CSY) d				1853									1927						1953
Tipton (TIP) d				1856									1930						1956
Dudley Port (DDP) d				1858									1932						1958
Sandwell & Dudley (SAD) d		1855		1902									1936		1946		1955		2002
Smethwick Galton Bridge (SGB)  d				1905					1922				1939	1943					2005
Smethwick Rolfe Street (SMR) d				1907									1941						2007
Birmingham New Street (BHM)  a	1858	1905		1916		1920	1924		1932				1948	1951	1955	1958	2005		2016
Birmingham New Street (BHM)  d	1904	1910	1913		1917			1930	1936	1939	1945					2004	2010	2014	
Adderley Park (ADD) d					1922														
Stechford (SCF) d					1925							1952							
Lea Hall (LEH) d					1928							1955							
Marston Green (MGN) d			1922		1932					1949									2022
Birmingham International (BHI) a	1913	1919	1925		1936			1939	1948	1952	2002					2013	2019	2025	
Birmingham International (BHI) d	1914	1920	1928					1940		1953						2014	2020	2026	
Hampton-in-Arden (HIA) d			1931							1956									2029
Berkswell (BKW) d			1937							2001									2034
Tile Hill (THL) d			1940							2004									2037
Canley (CNL) d			1944							2008									2041
Coventry (COV) d	1924a	1931	1948					1951		2012					2024a	2031	2045		
Rugby (RUG) a			1959					2003		2022						2042	2055		
Northampton (NMP) a			2021							2046									2116
Milton Keynes Central (MKC) a		1959	2043							2102									2134
Watford Junction (WFJ) a								2042s									2105		2134
London Euston (EUS)  a		2036	2128					2059		2138							2127s		2217






Operator Train ID Days of operation/Notes 1st Class/Reservations/Bus Catering facilities	LM 2178 M 1	LM 2G80 F 1	AW 1I28 T	LM 1W30 1	LM 2180 1	LM 2A57 H	LM 1G25 J 1	LM 2Y16 1	LM 2G31 D	XC 1034 X 1◇	VT 9M60 U 113 1P	LM 2W59 1	LM 2182 M	LM 2G84 F 1	LM 2Y82 1	LM 2184 1	LM 2A61 H	VT 9M61 S 1◇	
Wolverhampton (WVH)  d		2008	2012			2022	2033		2036	2042	2046			2107					2121
Coseley (CSY) d						2027						2054							2126
Tipton (TIP) d						2030						2057							2129
Dudley Port (DDP) d						2032						2059							2131
Sandwell & Dudley (SAD) d						2036		2044			2056	2103							2135
Smethwick Galton Bridge (SGB)  d			2022			2039	2042				2106	2106							2137
Smethwick Rolfe Street (SMR) d						2041					2108	2108							2139
Birmingham New Street (BHM)  a		2028	2033			2047	2050		2055	2058	2104	2117		2127					2147
Birmingham New Street (BHM)  d	2017		2036	2039	2045			2053		2104	2110		2119		2133	2142			2152
Adderley Park (ADD) d	2022																		2147
Stechford (SCF) d	2025				2052								2126						2151
Lea Hall (LEH) d	2028				2055								2129						2154
Marston Green (MGN) d	2032			2048	2058			2102					2132						2157
Birmingham International (BHI) a	2036		2048	2051	2103			2105		2114	2119		2136		2143	2203			
Birmingham International (BHI) d				2053				2106		2114	2120								2143
Hampton-in-Arden (HIA) d				2056															2146
Berkswell (BKW) d				2101				2112											2151
Tile Hill (THL) d				2104				2115											2155
Canley (CNL) d				2108				2119											2158
Coventry (COV) d				2111				2122		2125a	2131								2203
Rugby (RUG) a				2121				2132											2213
Northampton (NMP) a				2145				2157											2236
Milton Keynes Central (MKC) a				2202				2223				2158							
Watford Junction (WFJ) a								2301				2219s							
London Euston (EUS)  a				2245				2330				2240							






NOTES (see introductory pages for explanation of train operator codes and standard symbols)

- a Arrival time
- d Departure time
- s Stops to set down only
- D From Shrewsbury, see table 75
- E From Manchester Piccadilly to Bournemouth, see table 50
- F From Crewe, see table 76
- H To Walsall, see table 69
- J From Liverpool Lime Street, see table 76
- M From Rugeley Trent Valley, see table 69
- R From Manchester Piccadilly to Reading, see table 50
- S From Blackpool North, see table 65
- T From Aberystwyth, see table 75
- U From Edinburgh, see table 65
- V From Holyhead, see table 75
- X From Manchester Piccadilly to Southampton, see table 50

Wolverhampton to Birmingham, Coventry and Rugby

Mondays to Fridays

Operator Train ID Days of operation/Notes 1st Class/Reservations/Bus Catering facilities	LM 2Y18	LM 2G33 D	XC 1V94 R 1◇	VT 1B45	LM 2Y20	LM 2H17 A 1	LM 1G31 J 1	AW 1G75 T	LM 2W65	LM 2Y84 M 1	LM 2G78 D	XC 1G91 L 1◇	VT 9M62 U 1◇ ⊠	LM 1G32 J 1	AW 1G76 V	LM 2W69	LM 2C35	XC 1G92 L 1◇
Wolverhampton (WVH)  d		2137	2142	2146		2149	2200	2212	2220		2237	2242	2245	2300	2255	2303		2320
Coseley (CSY) d						2154			2225							2308		
Tipton (TIP) d						2157			2228							2311		
Dudley Port (DDP) d						2159			2230							2313		
Sandwell & Dudley (SAD) d		2147		2155		2203			2234				2256			2317		
Smethwick Galton Bridge (SGB)  d						2206	2210	2222	2237					2310		2320		
Smethwick Rolfe Street (SMR) d						2208			2239							2322		
Birmingham New Street (BHM)  a		2157	2200	2206		2214	2218	2233	2245							2329		2337
Birmingham New Street (BHM)  d	2154		2204	2210	2213					2255			2310					2334
Adderley Park (ADD) d					2218													2339
Stechford (SCF) d					2222													2342
Lea Hall (LEH) d					2225													2345
Marston Green (MGN) d	2202				2228					2304								2349
Birmingham International (BHI) a	2205		2213	2219	2231					2307			2319					2352
Birmingham International (BHI) d	2206		2214	2220	2232					2307			2321					2352
Hampton-in-Arden (HIA) d					2235													2355
Berkswell (BKW) d					2240					2313								0001
Tile Hill (THL) d	2214				2243					2317								0004
Canley (CNL) d	2217				2247					2320								0008
Coventry (COV) d	2221		2224a	2231	2250					2324			2331					0013a
Rugby (RUG) a	2231			2243	2301					2334			2343					
Northampton (NMP) a	2256				2323					2357			0006s					
Milton Keynes Central (MKC) a	2313			2306	2352								0024					
Watford Junction (WFJ) a	0001			2337s	0036								0054s					
London Euston (EUS)  a	0031			0001	0100								0112					






Operator Train ID Days of operation/Notes 1st Class/Reservations/Bus	LM 2C37	LM 2G35 D	LM 2W67	LM 2C90
Wolverhampton (WVH)  d		2335	2340	
Coseley (CSY) d			2345	
Tipton (TIP) d			2348	
Dudley Port (DDP) d			2350	
Sandwell & Dudley (SAD) d			2354	
Smethwick Galton Bridge (SGB)  d			2357	
Smethwick Rolfe Street (SMR) d			2359	
Birmingham New Street (BHM)  a		2352	0006	
Birmingham New Street (BHM)  d	2350			0040
Adderley Park (ADD) d				
Stechford (SCF) d	2357			
Lea Hall (LEH) d	0001			0047
Marston Green (MGN) d	0004			0050
Birmingham International (BHI) a	0007			0053
Birmingham International (BHI) d	0008			0055
Hampton-in-Arden (HIA) d	0011			0058
Berkswell (BKW) d				0103
Tile Hill (THL) d	0017			0106
Canley (CNL) d				0109
Coventry (COV) d	0023a			0112a
Rugby (RUG) a				
Northampton (NMP) a				
Milton Keynes Central (MKC) a				
Watford Junction (WFJ) a				
London Euston (EUS)  a				






NOTES (see introductory pages for explanation of train operator codes and standard symbols)

- a Arrival time
- d Departure time
- s Stops to set down only
- A To Rugeley Trent Valley, see table 69
- D From Shrewsbury, see table 75
- J From Liverpool Lime Street, see table 76
- L From Manchester Piccadilly, see table 76
- M From Rugeley Trent Valley, see table 69
- R From Manchester Piccadilly to Reading, see table 50
- T From Aberystwyth, see table 75
- U From Edinburgh, see table 65
- V From Holyhead, see table 75

Wolverhampton to Birmingham, Coventry and Rugby

Saturdays

Operator Train ID Days of operation/Notes 1st Class/Reservations/Bus Catering facilities	LM 1Y04	LM 2H03 A	AW 1G00 B	XC 1002 C 1◇ ⚡	VT 1B02 1R ⚡	LM 2Y50	AW 1100 D	VT 1B00	LM 1W02	AW 1100 D	LM 2I04	LM 2G01 D	XC 1004 E 1◇ ⚡	VT 1B04 1R ⚡	LM 2Y52	LM 2I26	LM 2W03	VT 1B05 1R ⚡	
Wolverhampton (WVH)  d		0527	0540		0546		0602	0606				0619	0642	0645				0654	0705
Coseley (CSY) d		0532										0625						0659	
Tipton (TIP) d		0535										0628						0702	
Dudley Port (DDP) d		0537										0630						0704	
Sandwell & Dudley (SAD) d		0541			0555			0617				0633		0655				0708	0716
Smethwick Galton Bridge (SGB)  d		0544					0612					0636						0711	
Smethwick Rolfe Street (SMR) d		0547										0638						0713	
Birmingham New Street (BHM)  a		0553	0558		0604		0623	0627		←		0648	0658	0706				0722	0726
Birmingham New Street (BHM)  d	0529			0604	0608	0612	0636	0630	0633	0636	0639		0704	0710	0716	0719		0730	
Adderley Park (ADD) d						0617	→									0724			
Stechford (SCF) d						0620					0646					0728			
Lea Hall (LEH) d						0623					0649					0731			
Marston Green (MGN) d	0537					0627			0642		0652				0725				
Birmingham International (BHI) a	0540			0613	0617	0630		0639	0645	0649	0655		0713	0719	0728	0736		0739	
Birmingham International (BHI) d	0542			0614	0618	0630		0641	0645				0714	0720	0728			0740	
Hampton-in-Arden (HIA) d	0545					0633			0648						0731				
Berkswell (BKW) d	0550					0638			0653						0736				
Tile Hill (THL) d	0554					0642			0657						0740				
Canley (CNL) d	0557					0645			0700						0743				
Coventry (COV) d	0601			0624a	0630	0649		0653	0704				0724a	0731	0748			0751	
Rugby (RUG) a	0611					0659			0714						0759			0803	
Northampton (NMP) a	0633					0722			0736						0822				
Milton Keynes Central (MKC) a	0654				0657				0752					0759					
Watford Junction (WFJ) a					0717s			0739s	0815									0840s	
London Euston (EUS)  a	0737				0733			0755	0836					0834				0857	

Operator Train ID Days of operation/Notes 1st Class/Reservations/Bus Catering facilities	LM 2G28 F	LM 1W04	AW 1101 D	LM 2I28	LM 2A05 G	VT 1B06 1R ⚡	LM 1G02 H	LM 2G05 D	XC 1006 J 1◇ ⚡	VT 9A46 F 1◇ ⚡	LM 2Y54	LM 2I30	LM 2W07	LM 2G32 F	VT 1B08 1R ⚡	LM 1W06	AW 1102 K	LM 2I32	
Wolverhampton (WVH)  d	0709		0712		0719	0726	0731	0736		0745			0750	0806				0812	
Coseley (CSY) d					0724								0755						
Tipton (TIP) d					0727								0758						
Dudley Port (DDP) d					0729								0800						
Sandwell & Dudley (SAD) d					0733			0745		0755			0804						
Smethwick Galton Bridge (SGB)  d			0725		0736		0742						0807					0822	
Smethwick Rolfe Street (SMR) d					0738								0809						
Birmingham New Street (BHM)  a	0731		0733		0745	0748	0751	0755		0805			0818	0824				0832	
Birmingham New Street (BHM)  d		0733	0736	0739		0750			0804	0810	0814	0817			0830	0833	0836	0839	
Adderley Park (ADD) d												0822							
Stechford (SCF) d				0746								0825						0846	
Lea Hall (LEH) d				0749								0828						0849	
Marston Green (MGN) d		0742		0752							0822	0832				0842		0852	
Birmingham International (BHI) a		0745	0749	0756		0759			0813	0819	0825	0836			0839	0845	0850	0855	
Birmingham International (BHI) d		0745				0800			0814	0820	0826				0840	0845			
Hampton-in-Arden (HIA) d		0748									0829					0848			
Berkswell (BKW) d		0753									0834					0853			
Tile Hill (THL) d		0757									0837					0857			
Canley (CNL) d		0800									0841					0900			
Coventry (COV) d		0804				0811			0824a	0831	0848c				0851	0904			
Rugby (RUG) a		0814				0822					0858					0914			
Northampton (NMP) a		0836									0921					0937			
Milton Keynes Central (MKC) a		0855								0859						0952			
Watford Junction (WFJ) a		0917													0938s	1014			
London Euston (EUS)  a		0938				0913				0936					0955	1035			

NOTES (see introductory pages for explanation of train operator codes and standard symbols)

- a Arrival time
- d Departure time
- s Stops to set down only
- c Arrives 3 minutes earlier
- A To Rugeley Trent Valley, see table 69
- B From Chester, see table 75
- C To Reading, see table 50
- D From Shrewsbury, see table 75
- E From Manchester Piccadilly to Bournemouth, see table 50
- F From Crewe, see table 76
- G To Walsall, see table 69
- H From Liverpool Lime Street, see table 76
- J From Nottingham to Reading, see table 50
- K From Aberystwyth, see table 75

Wolverhampton to Birmingham, Coventry and Rugby

Saturdays

Operator Train ID Days of operation/Notes 1st Class/Reservations/Bus Catering facilities	LM 2A09 G	LM 1G06 H F	LM 2G07 D	XC 1008 E F E	VT 9G47 L F E	VT 1B48 F E	LM 2Y56 F	LM 2W11 F	LM 2I34 F	VT 1B11 D F E	LM 2G36 F E	LM 1W08 F	AW 1104 M	LM 2I36 F	LM 2A13 G	LM 1G07 H F	LM 2G09 D	XC 1010 N F E
Wolverhampton (WVH) d	0820	0831	0837	0842	0845			0848		0900	0905		0912		0922	0929	0936	0942
Coseley (CSY) d	0825							0853							0927			
Tipton (TIP) d	0828							0856							0930			
Dudley Port (DDP) d	0831							0858							0932			
Sandwell & Dudley (SAD) d	0835		0846		0855			0902							0936		0945	
Smethwick Galton Bridge (SGB) d	0839	0843						0905					0923		0939	0942		
Smethwick Rolfe Street (SMR) d	0841							0907							0941			
Birmingham New Street (BHM) a	0847	0851	0855	0859	0905			0916		0918	0924		0935		0947	0950	0955	0959
Birmingham New Street (BHM) d				0904		0910	0914		0917	0930		0933	0936	0939				1004
Adderley Park (ADD) d									0922									
Stechford (SCF) d									0925						0946			
Lea Hall (LEH) d									0928						0949			
Marston Green (MGN) d									0931			0942			0952			
Birmingham International (BHI) a				0913		0919	0924		0935	0939		0945	0948	0955				1013
Birmingham International (BHI) d				0914		0920	0925			0940		0945						1014
Hampton-in-Arden (HIA) d							0928					0948						
Berkswell (BKW) d							0933					0953						
Tile Hill (THL) d							0936					0957						
Canley (CNL) d							0939					1000						
Coventry (COV) d				0924a		0931	0947f			0951		1004						1024a
Rugby (RUG) a							0957			1002		1014						
Northampton (NMP) a							1020					1036						
Milton Keynes Central (MKC) a						0957						1053						
Watford Junction (WFJ) a										1041s		1115						
London Euston (EUS) a						1033				1057		1137						






Operator Train ID Days of operation/Notes 1st Class/Reservations/Bus Catering facilities	VT 9M48 P F E	LM 2Y58 F	LM 2W15 F	LM 2I38 F	LM 2G40 F E	VT 1B14 F E	LM 1W10 F	AW 1106 Q R	LM 2I40 F	LM 2A17 G	VT 1B15 F E	LM 1G08 H F	LM 2G11 D	XC 1012 E F E	VT 9M50 R F E	LM 2Y60 F	LM 2W19 F	LM 2I42 F
Wolverhampton (WVH) d	0945		0948		1006			1010		1022		1032	1035	1042	1045		1048	
Coseley (CSY) d			0953							1027							1053	
Tipton (TIP) d			0956							1030							1056	
Dudley Port (DDP) d			0958							1032							1058	
Sandwell & Dudley (SAD) d	0955		1002							1036		1044		1055			1102	
Smethwick Galton Bridge (SGB) d			1005				1020			1039		1043					1105	
Smethwick Rolfe Street (SMR) d			1007							1041							1107	
Birmingham New Street (BHM) a	1006		1016		1024			1032		1047		1051	1054	1059	1105		1116	
Birmingham New Street (BHM) d	1010	1014		1017		1030	1033	1036	1039		1050			1104	1110	1114		1117
Adderley Park (ADD) d				1022														1122
Stechford (SCF) d				1025					1046									1125
Lea Hall (LEH) d				1028					1049									1128
Marston Green (MGN) d		1022		1031			1042		1052									1132
Birmingham International (BHI) a	1019	1025		1035		1039	1045	1050	1055		1059			1113	1119	1125		1136
Birmingham International (BHI) d	1020	1026				1040	1045				1100			1114	1120	1126		
Hampton-in-Arden (HIA) d		1029					1048									1129		
Berkswell (BKW) d		1034					1053									1134		
Tile Hill (THL) d		1037					1057									1137		
Canley (CNL) d		1041					1100									1141		
Coventry (COV) d	1031	1048c				1051	1104				1111		1124a	1131	1148c			
Rugby (RUG) a		1058				1102	1114				1122				1158			
Northampton (NMP) a		1121					1136									1222		
Milton Keynes Central (MKC) a	1058						1152								1157			
Watford Junction (WFJ) a						1140s	1214				1200s							
London Euston (EUS) a	1134					1156	1235				1215				1233			






NOTES (see introductory pages for explanation of train operator codes and standard symbols)

- a Arrival time
- d Departure time
- s Stops to set down only
- c Arrives 3 minutes earlier
- f Arrives 4 minutes earlier
- D From Shrewsbury, see table 75
- E From Manchester Piccadilly to Bournemouth, see table 50
- F From Crewe, see table 76
- G To Walsall, see table 69
- H From Liverpool Lime Street, see table 76
- L From Lancaster, see table 65
- M From Holyhead/Crewe, see table 75
- N From Manchester Piccadilly to Reading, see table 50
- P From Preston, see table 65
- Q From Aberystwyth/Barmouth, see table 75
- R From Edinburgh, see table 65

Wolverhampton to Birmingham, Coventry and Rugby

Saturdays

Operator Train ID Days of operation/Notes 1st Class/Reservations/Bus Catering facilities	LM	LM	AW	LM	LM	VT	LM	LM	XC	VT	LM	LM	LM	LM	LM	AW	LM	LM
	2G44	1W12	1108	2I44	2A21	1B18	1G11	2G13	1014	9M51	2Y62	2W23	2I46	2G48	1W14	1110	2I48	2A25
	F	F	S	F	G	U	H	D	N	T	F		F	F	F	U	F	G
	1	1	1	1	1	1	1	1	1	1	1	1	1	1	1	1	1	1
Wolverhampton (WVH)  d	1106		1113		1122		1132	1135	1142	1145		1148		1206		1211		1222
Coseley (CSY) d					1127							1153						1227
Tipton (TIP) d					1130							1156						1230
Dudley Port (DDP) d					1132							1158						1232
Sandwell & Dudley (SAD) d					1136			1145		1155		1202						1236
Smethwick Galton Bridge (SGB)  d			1123		1139		1143					1205				1222		1239
Smethwick Rolfe Street (SMR) d					1141							1207						1241
Birmingham New Street (BHM)  a	1124		1133		1147		1151	1155	1159	1205		1216		1224		1232		1247
Birmingham New Street (BHM)  d		1133	1136	1139		1150			1204	1210	1214		1217		1233	1236	1239	
Adderley Park (ADD) d													1222					
Stechford (SCF) d				1146									1225				1246	
Lea Hall (LEH) d				1149									1228				1249	
Marston Green (MGN) d		1142		1152							1222		1232		1242		1252	
Birmingham International (BHI) a		1145	1149	1155		1159			1213	1219	1225		1237		1245	1248	1255	
Birmingham International (BHI) d		1145				1200			1214	1220	1226				1245			
Hampton-in-Arden (HIA) d		1148									1229				1248			
Berkswell (BKW) d		1153									1234				1253			
Tile Hill (THL) d		1157									1237				1257			
Canley (CNL) d		1200									1241				1300			
Coventry (COV) a		1204				1211					1248c				1304			
Rugby (RUG) d		1214				1222				1224a	1231		1258		1314			
Northampton (NMP) a		1236										1321			1336			
Milton Keynes Central (MKC) a		1252									1257				1352			
Watford Junction (WFJ) a		1314				1300s									1414			
London Euston (EUS)  a		1335				1315					1333				1435			

Operator Train ID Days of operation/Notes 1st Class/Reservations/Bus Catering facilities	VT	LM	LM	XC	VT	LM	LM	LM	LM	AW	LM	LM	VT	LM	LM	XC	VT	
	1B21	1G13	2G15	1016	9M52	2Y64	2W27	2I50	2G52	1W16	1112	2I52	2A29	1B24	1G15	2G17	1018	9M53
	H	D	E	R	F	S	F	F	F	S	F	G	F	H	D	N	P	
	1	1	1	1	1	1	1	1	1	1	1	1	1	1	1	1	1	
Wolverhampton (WVH)  d		1231	1234	1242	1245		1248		1306		1312		1322		1331	1334	1342	1345
Coseley (CSY) d							1253						1327					
Tipton (TIP) d							1256						1330					
Dudley Port (DDP) d							1258						1332					
Sandwell & Dudley (SAD) d			1244		1255		1302						1336		1344		1355	
Smethwick Galton Bridge (SGB)  d		1243					1305			1323		1339		1343				
Smethwick Rolfe Street (SMR) d							1307					1341						
Birmingham New Street (BHM)  a		1251	1254	1259	1305		1316		1324		1332		1347		1351	1354	1359	1405
Birmingham New Street (BHM)  d	1250			1304	1310	1314		1317		1333	1336	1339		1350			1404	1410
Adderley Park (ADD) d								1322										
Stechford (SCF) d								1325					1346					
Lea Hall (LEH) d								1328					1349					
Marston Green (MGN) d							1322	1332		1342			1352					
Birmingham International (BHI) a	1259			1313	1319	1325		1336		1345	1348	1355		1359			1413	1419
Birmingham International (BHI) d	1300			1314	1320	1326				1345				1400			1414	1420
Hampton-in-Arden (HIA) d						1329				1348								
Berkswell (BKW) d						1334				1353								
Tile Hill (THL) d						1338				1357								
Canley (CNL) d						1341				1400								
Coventry (COV) d	1311			1324a	1331	1348c				1404				1411			1424a	1431
Rugby (RUG) a	1322					1358				1414				1422				
Northampton (NMP) a						1421				1436								
Milton Keynes Central (MKC) a						1357				1453								1458
Watford Junction (WFJ) a	1400s									1515				1500s				
London Euston (EUS)  a	1416					1433				1536				1516				1534

NOTES (see introductory pages for explanation of train operator codes and standard symbols)

- a Arrival time
- d Departure time
- s Stops to set down only
- c Arrives 3 minutes earlier
- D From Shrewsbury, see table 75
- E From Manchester Piccadilly to Bournemouth, see table 50
- F From Crewe, see table 76
- G To Walsall, see table 69
- H From Liverpool Lime Street, see table 76
- N From Manchester Piccadilly to Reading, see table 50
- P From Preston, see table 65
- R From Edinburgh, see table 65
- S From Holyhead, see table 75
- T From Blackpool North, see table 65
- U From Aberystwyth/Pwllheli, see table 75

Wolverhampton to Birmingham, Coventry and Rugby

Saturdays

Operator Train ID Days of operation/Notes 1st Class/Reservations/Bus Catering facilities	LM	LM	LM	LM	LM	AW	LM	LM	VT	LM	LM	XC	VT	LM	LM	LM	LM	LM
	2Y66	2W31	2154	2G56	1W18	1114	2156	2A33	1B27	1G17	2G19	1020	9M54	2Y68	2W35	2158	2G60	1W20
	□		□	□	□	□	□	□	□	□	□	□	□	□	□	□	□	□
Wolverhampton (WVH)	d	1348		1405		1412		1422		1431	1435	1442	1445		1448		1506	
Coseley (CSY)	d	1353						1427							1453			
Tipton (TIP)	d	1356						1430							1456			
Dudley Port (DDP)	d	1358						1432							1458			
Sandwell & Dudley (SAD)	d	1402						1436			1445		1455		1502			
Smethwick Galton Bridge (SGB)	d	1405				1423		1439		1443					1505			
Smethwick Rolfe Street (SMR)	d	1407						1441							1507			
Birmingham New Street (BHM)	a	1416		1424		1432		1447		1451	1454	1459	1505		1516		1524	
Birmingham New Street (BHM)	d	1414		1417		1433	1436	1439		1450		1504	1510	1514		1517		1533
Adderley Park (ADD)	d			1422												1522		
Stechford (SCF)	d			1425				1446								1525		
Lea Hall (LEH)	d			1428				1449								1528		
Marston Green (MGN)	d	1422		1432		1442		1452						1522		1532		1542
Birmingham International (BHI)	a	1425		1436		1445	1449	1455		1459		1513	1519	1525		1536		1545
Birmingham International (BHI)	d	1426				1445				1500		1514	1520	1526				1545
Hampton-in-Arden (HIA)	d	1429				1448								1529				1548
Berkswell (BKW)	d	1434				1453								1534				1553
Tile Hill (THL)	d	1437				1457								1537				1557
Canley (CNL)	d	1441				1500								1541				1600
Coventry (COV)	d	1448c				1504			1511		1524a	1531	1548c					1604
Rugby (RUG)	a	1458				1514			1522				1558					1614
Northampton (NMP)	a	1521				1536								1621				1636
Milton Keynes Central (MKC)	a					1552							1558					1653
Watford Junction (WFJ)	a					1614			1600s									1715
London Euston (EUS)	a					1635			1615				1633					1736






Operator Train ID Days of operation/Notes 1st Class/Reservations/Bus Catering facilities	AW	LM	LM	VT	LM	LM	XC	VT	LM	LM	LM	LM	LM	AW	LM	LM	VT	LM	
	1116	2160	2A37	1B30	1G18	2G21	1022	9M55	2Y70	2W39	2162	2G64	1W22	1118	2164	2A41	1B33	1G20	
	S	□	G	□	H	D	N	P	□	□	□	F	□	U	□	G	□	H	
	□	□	□	□	□	□	□	□	□	□	□	□	□	□	□	□	□	□	
Wolverhampton (WVH)	d	1512		1522		1530	1534	1542	1545		1548		1607		1612		1622		1631
Coseley (CSY)	d			1527							1553						1627		
Tipton (TIP)	d			1530							1556						1630		
Dudley Port (DDP)	d			1532							1558						1632		
Sandwell & Dudley (SAD)	d			1536			1545		1555		1602						1636		
Smethwick Galton Bridge (SGB)	d	1523		1539		1543					1605			1624			1639		1643
Smethwick Rolfe Street (SMR)	d			1541							1607						1641		
Birmingham New Street (BHM)	a	1532		1547		1551	1554	1559	1605		1616		1626		1634		1647		1651
Birmingham New Street (BHM)	d	1536	1539		1550			1604	1610	1614		1617		1633	1636	1639		1650	
Adderley Park (ADD)	d											1622							
Stechford (SCF)	d		1546									1625				1646			
Lea Hall (LEH)	d		1549									1628				1649			
Marston Green (MGN)	d		1552									1632		1642		1652			
Birmingham International (BHI)	a	1549	1555		1559			1613	1619	1625		1636		1645	1649	1655		1659	
Birmingham International (BHI)	d				1600			1614	1620	1626				1645				1700	
Hampton-in-Arden (HIA)	d									1629				1648					
Berkswell (BKW)	d									1634				1653					
Tile Hill (THL)	d									1637				1657					
Canley (CNL)	d									1641				1700					
Coventry (COV)	d				1611			1624a	1631	1648c				1704				1711	
Rugby (RUG)	a				1622					1658				1714				1722	
Northampton (NMP)	a									1721				1736					
Milton Keynes Central (MKC)	a								1657					1752					
Watford Junction (WFJ)	a				1700s									1814				1800s	
London Euston (EUS)	a				1716				1734					1835				1816	






NOTES (see introductory pages for explanation of train operator codes and standard symbols)

- a Arrival time
- d Departure time
- s Stops to set down only
- c Arrives 3 minutes earlier
- D From Shrewsbury, see table 75
- E From Manchester Piccadilly to Bournemouth, see table 50
- F From Crewe, see table 76
- G To Walsall, see table 69
- H From Liverpool Lime Street, see table 76
- N From Manchester Piccadilly to Reading, see table 50
- P From Preston, see table 65
- R From Edinburgh, see table 65
- S From Holyhead, see table 75
- U From Aberystwyth/Pwllheli, see table 75

Wolverhampton to Birmingham, Coventry and Rugby

Saturdays

Operator Train ID Days of operation/Notes 1st Class/Reservations/Bus Catering facilities	LM 2G23 D	XC 1O24 E 1◇ ♠	VT 9M56 R 1◇ Ⓢ	LM 2Y72 2	LM 2W43	LM 2166 1	LM 2G68 F 1	LM 1W24 1	AW 1120 S 1	LM 2168 1	LM 2A45 G 1	VT 1B36 1	LM 1G21 H 1	LM 2G25 D 1	XC 1O26 N 1◇ ♠	VT 9M57 P 1	LM 2Y42 1	LM 2W47
Wolverhampton (WVH)  d	1635	1642	1645		1648		1706		1711		1722		1730	1735	1742	1745		1748
Coseley (CSY) d					1653						1727							1753
Tipton (TIP) d					1656						1730							1756
Dudley Port (DDP) d					1658						1732							1758
Sandwell & Dudley (SAD) d	1644		1655		1702						1736			1744		1755		1802
Smethwick Galton Bridge (SGB)  d					1705				1723		1739		1743					1805
Smethwick Rolfe Street (SMR) d					1707						1741							1807
Birmingham New Street (BHM)  a	1654	1659	1706		1716		1724		1732		1747		1751	1754	1759	1805		1816
Birmingham New Street (BHM)  d		1704	1710	1714		1717		1733	1736	1739		1750			1804	1810	1814	
Adderley Park (ADD) d					1722													
Stechford (SCF) d					1725					1746								
Lea Hall (LEH) d					1728					1749								
Marston Green (MGN) d				1722				1742		1752								1822
Birmingham International (BHI) a		1713	1719	1725		1736		1745	1749	1755		1759			1813	1819		1825
Birmingham International (BHI) d		1714	1720	1726				1745				1800			1814	1820		1826
Hampton-in-Arden (HIA) d				1729				1748										1829
Berkswell (BKW) d				1734				1753										1834
Tile Hill (THL) d				1737				1757										1837
Canley (CNL) d				1741				1800										1841
Coventry (COV) d		1724a	1731	1748c				1804				1811			1824a	1831		1848c
Rugby (RUG) a								1814				1822						1858
Northampton (NMP) a				1821				1837										1921
Milton Keynes Central (MKC) a			1758													1857		1943
Watford Junction (WFJ) a												1900s						2023
London Euston (EUS)  a			1833									1917						2046

Operator Train ID Days of operation/Notes 1st Class/Reservations/Bus Catering facilities	LM 2170 1	LM 2G72 F 1	AW 1122 U	LM 2172 1	LM 2A49 G	VT 1B39 1	LM 1G23 H 1	LM 2G27 D 1	LM 2Y22 1	XC 1O28 E 1◇ ♠	VT 9M47 R 1	LM 2Y46 1	LM 2W51 1	LM 2174 1	LM 2G76 F 1	AW 1124 S 1	LM 2176 1	LM 2A53 G
Wolverhampton (WVH)  d		1806	1811		1822		1829	1834		1842	1845		1848		1906	1912		1922
Coseley (CSY) d					1827								1853					1927
Tipton (TIP) d					1830								1856					1930
Dudley Port (DDP) d					1832								1858					1932
Sandwell & Dudley (SAD) d					1835			1843			1855		1902					1936
Smethwick Galton Bridge (SGB)  d			1822		1838		1842						1905			1923		1939
Smethwick Rolfe Street (SMR) d					1840								1907					1941
Birmingham New Street (BHM)  a		1824	1832		1846		1850	1853		1859	1906		1916		1924	1932		1947
Birmingham New Street (BHM)  d	1817		1836	1839		1850			1853	1904	1910	1914		1917		1936	1939	
Adderley Park (ADD) d	1822													1922				
Stechford (SCF) d	1825			1846										1925				1946
Lea Hall (LEH) d	1828			1849										1928				1949
Marston Green (MGN) d	1832			1852								1922		1932				1952
Birmingham International (BHI) a	1836		1849	1855		1859			1903	1913	1919	1925		1936		1949		1955
Birmingham International (BHI) d						1900			1903	1914	1920	1926						
Hampton-in-Arden (HIA) d									1906			1929						
Berkswell (BKW) d									1911			1934						
Tile Hill (THL) d									1915			1937						
Canley (CNL) d									1918			1941						
Coventry (COV) d						1911			1922	1925a	1931	1948c						
Rugby (RUG) a						1922			1932		1942	1958						
Northampton (NMP) a									1954			2020						
Milton Keynes Central (MKC) a									2016		2006	2037						
Watford Junction (WFJ) a						2002s			2048		2034s	2115						
London Euston (EUS)  a						2023			2115		2055	2134						

NOTES (see introductory pages for explanation of train operator codes and standard symbols)

- a Arrival time
- d Departure time
- s Stops to set down only
- c Arrives 3 minutes earlier
- D From Shrewsbury, see table 75
- E From Manchester Piccadilly to Bournemouth, see table 50
- F From Crewe, see table 76
- G To Walsall, see table 69
- H From Liverpool Lime Street, see table 76
- N From Manchester Piccadilly to Reading, see table 50
- P From Preston, see table 65
- R From Edinburgh, see table 65
- S From Holyhead, see table 75
- U From Aberystwyth/Pwllheli, see table 75

Wolverhampton to Birmingham, Coventry and Rugby

Saturdays

Operator Train ID Days of operation/Notes 1st Class/Reservations/Bus Catering facilities	LM 1G25 H I	LM 2Y24 I	LM 2G29 D	XC 1030 E I◇ I	VT 9M59 L I◇ I	LM 2Y48 I	LM 2W55	LM 2I78 I	LM 2G80 F I	AW 1I26 K I	LM 2I80 I	LM 2A57 G I	LM 1G31 H I	LM 2Y26 I	LM 2G31 D I	XC 1034 V I◇ I	VT 9M60 R I◇ I	LM 2Y31 I
Wolverhampton (WVH)	1931		1933	1942	1945		1948		2006	2012		2021	2031		2037	2042	2045	
Coseley (CSY)							1953					2026						
Tipton (TIP)							1956					2029						
Dudley Port (DDP)							1958					2031						
Sandwell & Dudley (SAD)			1944		1955		2002					2035			2046		2055	
Smethwick Galton Bridge (SGB)	1943						2004			2023		2038	2042					
Smethwick Rolfe Street (SMR)							2007					2040						
Birmingham New Street (BHM)	1951		1954	1959	2006		2016		2024	2032		2047	2050		2056	2100	2105	
Birmingham New Street (BHM)		1953		2004	2010	2014		2017		2036	2039			2053		2104	2110	2114
Adderley Park (ADD)											2044							
Stechford (SCF)								2024			2047							
Lea Hall (LEH)								2027			2050							
Marston Green (MGN)								2030			2054							
Birmingham International (BHI)		2003		2013	2019	2024		2034		2049	2057			2103		2113	2119	2124
Birmingham International (BHI)		2003		2014	2020	2025								2103		2114	2120	2125
Hampton-in-Arden (HIA)		2006				2028								2106				2128
Berkswell (BKW)		2011				2033								2111				2133
Tile Hill (THL)		2015				2036								2115				2136
Canley (CNL)		2018				2039								2118				2140
Coventry (COV)		2022		2026a	2031	2048e								2122		2124a	2131	2147c
Rugby (RUG)		2032			2042	2058								2132			2142	2157
Northampton (NMP)		2054				2119								2154				2220
Milton Keynes Central (MKC)		2116			2105	2137								2221			2205	2238
Watford Junction (WFJ)		2154			2136s	2221								2306			2235s	2321
London Euston (EUS)		2213			2157	2242								2331			2256	2347






Operator Train ID Days of operation/Notes 1st Class/Reservations/Bus Catering facilities	LM 2W59	LM 2I82 I	LM 2G84 F I	VT 1B44 I I	LM 2I84 I	LM 2H15 A	LM 1G32 H I	LM 2Y74 I	VT 9M61 P I I	LM 2G33 D I	XC 1G81 W I◇ I	LM 2Y30 I	LM 2W63	LM 2G88 F I	AW 1G75 K I	LM 2Y76 I	LM 2C33 I	VT 9M19 X I◇ I
Wolverhampton (WVH)	2048		2106	2109		2120	2132		2137	2141	2146		2150	2205	2212		2220	2227
Coseley (CSY)	2053					2125							2155				2225	
Tipton (TIP)	2056					2128							2158				2228	
Dudley Port (DDP)	2058					2130							2200				2230	
Sandwell & Dudley (SAD)	2102			2119		2133				2149			2204				2234	
Smethwick Galton Bridge (SGB)	2105					2136	2143						2207		2222		2237	
Smethwick Rolfe Street (SMR)	2107					2138							2209				2239	
Birmingham New Street (BHM)	2116		2125	2128		2144	2150		2154	2158	2203		2217	2228	2233		2245	2249
Birmingham New Street (BHM)		2117		2130	2138			2155				2210					2245	2248
Adderley Park (ADD)					2143							2215						
Stechford (SCF)		2124			2147							2218					2255	
Lea Hall (LEH)		2127			2150							2221					2258	
Marston Green (MGN)		2130			2154			2203				2225				2253	2301	
Birmingham International (BHI)		2134		2139	2158			2206				2228				2256	2304	
Birmingham International (BHI)				2140				2207				2229				2257	2305	
Hampton-in-Arden (HIA)								2210				2232				2300	2308	
Berkswell (BKW)								2215				2237				2305	2313	
Tile Hill (THL)								2218				2240				2308	2317	
Canley (CNL)								2222				2244				2312	2320	
Coventry (COV)				2151				2225				2249				2316	2323a	
Rugby (RUG)				2202				2235				2259				2327		
Northampton (NMP)								2303				2321				2355		
Milton Keynes Central (MKC)					2224							2346						
Watford Junction (WFJ)				2311s								0019						
London Euston (EUS)				2334								0040						

NOTES (see introductory pages for explanation of train operator codes and standard symbols)

- a Arrival time
- d Departure time
- s Stops to set down only
- c Arrives 3 minutes earlier
- e Arrives 5 minutes earlier
- A To Rugeley Trent Valley, see table 69
- D From Shrewsbury, see table 75
- E From Manchester Piccadilly to Bournemouth, see table 50
- F From Crewe, see table 76
- G To Walsall, see table 69
- H From Liverpool Lime Street, see table 76
- K From Aberystwyth, see table 75
- L From Lancaster, see table 65
- P From Preston, see table 65
- R From Edinburgh, see table 65
- V From Manchester Piccadilly to Southampton, see table 50
- W From Manchester Piccadilly, see table 76
- X From Glasgow Central, see table 65

Wolverhampton to Birmingham, Coventry and Rugby

Saturdays






Operator Train ID Days of operation/Notes 1st Class/Reservations/Bus Catering facilities	LM 2G78 D	VT 9M62 R 1◇ CP	XC 1G91 W 1◇	LM 2H95 Y	LM 1G33 H 1	LM 2C35	AW 1G76 S	LM 2G93 D
Wolverhampton (WVH)  d	2235	2241	2245	2250	2300		2309	2336
Coseley (CSY) d				2255	2306			
Tipton (TIP) d				2258				
Dudley Port (DDP) d				2300				
Sandwell & Dudley (SAD) d	2244			2304				2345
Smethwick Galton Bridge (SGB)  d				2307				
Smethwick Rolfe Street (SMR) d				2309				
Birmingham New Street (BHM)  a	2253	2259	2302	2315	2319		2330	2354
Birmingham New Street (BHM)  d						2321		
Adderley Park (ADD) d						2326		
Stechford (SCF) d						2329		
Lea Hall (LEH) d						2331		
Marston Green (MGN) d						2334		
Birmingham International (BHI) a						2337		
Birmingham International (BHI) d						2337		
Hampton-in-Arden (HIA) d						2340		
Berkswell (BKW) d						2345		
Tile Hill (THL) d						2348		
Canley (CNL) d						2352		
Coventry (COV) d						2356a		
Rugby (RUG) a								
Northampton (NMP) a								
Milton Keynes Central (MKC) a								
Watford Junction (WFJ) a								
London Euston (EUS)  a								






NOTES (see introductory pages for explanation of train operator codes and standard symbols)

- a Arrival time
- d Departure time
- D From Shrewsbury, see table 75
- H From Liverpool Lime Street, see table 76
- R From Edinburgh, see table 65
- S From Holyhead, see table 75
- W From Manchester Piccadilly, see table 76
- Y To Hednesford, see table 69

Wolverhampton to Birmingham, Coventry and Rugby

Sundays

Operator Train ID Days of operation/Notes 1st Class/Reservations/Bus Catering facilities	VT	LM	LM	LM	LM	XC	LM	LM	AW	VT	LM	LM	LM	LM	XC	LM	AW	VT
	1B01	2Y01	2I01	2H01	2A11	1008	2W13	2Y06	1I00	1B04	1G02	2Y52	2A13	1Y50	1010	2Y08	1I02	1B08
	1	1		A	B	C			D	1	D		B		E		D	
	1	1				1			1	1	1		1	1	1		1	1
	1	1				1			1	1	1		1	1	1		1	1
Wolverhampton (WVH)  d	0805			0816	0822		0845		0900	0905	0911	0916	0922		0941	0950	0957	1005
Coseley (CSY) d				0821	0827		0850						0927					
Tipton (TIP) d					0830		0853						0930					
Dudley Port (DDP) d					0833		0856						0932					
Sandwell & Dudley (SAD) d	0815			0828	0837		0900		0915		0925	0936				0959		1015
Smethwick Galton Bridge (SGB)  d				0830	0840		0903		0910		0922	0939				1002	1007	
Smethwick Rolfe Street (SMR) d					0842		0905					0941						
Birmingham New Street (BHM)  a	0824			0841	0848		0911		0920	0924	0929	0934	0947		0957	1010	1017	1024
Birmingham New Street (BHM)  d	0830	0833	0838			0904		0914	0921	0930		0937		0954	1004	1013	1022	1030
Adderley Park (ADD) d			0843									0942						
Stechford (SCF) d			0846									0945					1020	
Lea Hall (LEH) d			0849									0948					1023	
Marston Green (MGN) d		0842	0853					0922				0952		1002			1026	
Birmingham International (BHI) a	0839	0845	0857			0913		0925	0933	0938		0955		1005	1013	1029	1034	1039
Birmingham International (BHI) d	0840	0845				0914		0926		0939		0956		1006	1014	1030		1040
Hampton-in-Arden (HIA) d								0929								1033		
Berkswell (BKW) d		0851						0934				1001				1038		
Tile Hill (THL) d		0855						0937				1005		1014		1041		
Canley (CNL) d		0858						0941				1008				1045		
Coventry (COV) d	0851	0902				0924a		0944		0951		1012		1019	1024a	1048		1053
Rugby (RUG) a	0902	0915						0954		1002		1022		1029		1058		1104
Northampton (NMP) a		0938						1017				1045		1057		1119		
Milton Keynes Central (MKC) a	0936							1048		1037				1122		1142		1137
Watford Junction (WFJ) a	1007s							1127		1111s				1153		1219		1208s
London Euston (EUS)  a	1026							1147		1131				1218		1240		1225

Operator Train ID Days of operation/Notes 1st Class/Reservations/Bus Catering facilities	LM	LM	LM	LM	XC	LM	AW	VT	LM	LM	LM	LM	VT	XC	VT	LM	LM	LM
	2G60	2A15	1Y52	1G04	1012	1Y54	1I04	1B13	2G62	2A17	2G06	1Y56	9G51	1014	1B18	1G20	1Y58	2G64
	F	B		D	G		H		F	B	D		J	E		K		F
	1	1	1		1	1		1	1	1		1	1	1	1	1	1	1
	1	1			1			1	1	1		1	1	1	1	1	1	1
Wolverhampton (WVH)  d	1012	1022		1035	1042		1056	1105	1113	1121	1131		1136	1142	1145	1150		1211
Coseley (CSY) d		1027								1127								
Tipton (TIP) d		1030								1130								
Dudley Port (DDP) d		1032								1132								
Sandwell & Dudley (SAD) d		1036						1114		1136	1141				1155			
Smethwick Galton Bridge (SGB)  d		1039		1045			1107			1139	1144							
Smethwick Rolfe Street (SMR) d		1041								1141								
Birmingham New Street (BHM)  a	1029	1048		1053	1059		1118	1125	1129	1147	1151		1155	1158	1205	1213		1227
Birmingham New Street (BHM)  d			1050		1104	1113	1121	1130				1153		1204	1210		1213	
Adderley Park (ADD) d						1118											1218	
Stechford (SCF) d						1121											1222	
Lea Hall (LEH) d						1124											1225	
Marston Green (MGN) d			1059			1128											1228	
Birmingham International (BHI) a			1102		1113	1131	1136	1139				1203		1213	1219		1231	
Birmingham International (BHI) d			1102		1114	1131		1140				1203		1214	1220		1232	
Hampton-in-Arden (HIA) d			1105									1206						
Berkswell (BKW) d			1110			1137						1211						
Tile Hill (THL) d			1114			1141						1215					1240	
Canley (CNL) d			1117									1218						
Coventry (COV) d			1121		1124a	1146		1151				1225c		1224a	1231		1245	
Rugby (RUG) a			1134			1156		1203				1238					1255	
Northampton (NMP) a			1200			1226						1300					1323	
Milton Keynes Central (MKC) a								1225				1331			1259			
Watford Junction (WFJ) a												1405						
London Euston (EUS)  a								1302				1423			1336			

NOTES (see introductory pages for explanation of train operator codes and standard symbols)

- a Arrival time
- d Departure time
- s Stops to set down only
- c Arrives 4 minutes earlier
- A To Rugeley Trent Valley, see table 69
- B To Walsall, see table 69
- C To Reading, see table 50
- D From Shrewsbury, see table 75
- E From Manchester Piccadilly to Bournemouth, see table 50
- F From Crewe, see table 76
- G From Manchester Piccadilly to Reading, see table 50
- H From Chester, see table 75
- J From Preston, see table 65
- K From Liverpool Lime Street, see table 76

Wolverhampton to Birmingham, Coventry and Rugby

Sundays

Operator Train ID Days of operation/Notes 1st Class/Reservations/Bus Catering facilities	VT 1B21	AW 1106 L	LM 2A19 B	VT 9G52 J	LM 1Y60	LM 2G08 D	XC 1016 G	VT 1B26	LM 1Y62	LM 1G22 K	LM 2G66 F	VT 1B29	AW 1108 H	LM 2A21 B	VT 1B32	LM 1Y64	LM 2G10 D	XC 1018 E	
	11	1	1	11	1		11	11	1	1	1	11	1	1	11	1		11	
	1	1	1	1	1		1	1	1	1	1	1	1	1	1	1		1	
Wolverhampton (WVH)	d		1214	1222	1233		1236	1242	1245		1257	1310		1313	1322			1336	1342
Coseley (CSY)	d			1227											1327				
Tipton (TIP)	d			1230											1330				
Dudley Port (DDP)	d			1232											1332				
Sandwell & Dudley (SAD)	d			1236		1247		1255							1336			1346	
Smethwick Galton Bridge (SGB)	d		1225	1239						1307			1323		1339				
Smethwick Rolfe Street (SMR)	d			1241											1341				
Birmingham New Street (BHM)	a		1235	1247	1251		1255	1259	1305		1315	1326		1333	1347			1356	1358
Birmingham New Street (BHM)	d	1230	1239			1253		1304	1310	1313			1330	1336		1350	1353		1404
Adderley Park (ADD)	d									1318									
Stechford (SCF)	d									1322									
Lea Hall (LEH)	d									1325									
Marston Green (MGN)	d									1328									
Birmingham International (BHI)	a	1239	1255			1303		1313	1319	1331			1339	1348		1358	1403		1413
Birmingham International (BHI)	d	1240				1303		1314	1320	1332			1340			1358	1403		1414
Hampton-in-Arden (HIA)	d					1306											1406		
Berkswell (BKW)	d					1311											1411		
Tile Hill (THL)	d					1315				1340							1415		
Canley (CNL)	d					1318											1418		
Coventry (COV)	d	1251				1325c		1324a	1331	1345			1351			1411	1425c		1424a
Rugby (RUG)	a	1302				1335				1355			1402			1421	1435		
Northampton (NMP)	a					1358				1423									1458
Milton Keynes Central (MKC)	a					1431			1358										1531
Watford Junction (WFJ)	a	1340s				1505							1440s						1605
London Euston (EUS)	a	1359				1523			1436						1515				1623






Operator Train ID Days of operation/Notes 1st Class/Reservations/Bus Catering facilities	VT 9A53 M	LM 1Y66	LM 1G24 K	VT 1B37	AW 1110 N	LM 2G68 F	LM 2A23 B	LM 1Y68	LM 2G12 D	XC 1020 G	VT 9M54 P	LM 1Y70	LM 1G26 K	VT 1B45	AW 1112 H	LM 2G70 F	LM 2A25 B	LM 1Y72
	11	1	1	11	1	1	1	1	1	11	11	1	1	11	1	1	1	1
	1	1	1	1	1	1	1	1	1	1	1	1	1	1	1	1	1	1
Wolverhampton (WVH)	d	1345		1357		1407	1411	1422		1437	1442	1445		1456		1507	1511	1522
Coseley (CSY)	d							1427										1527
Tipton (TIP)	d							1430										1530
Dudley Port (DDP)	d							1432										1532
Sandwell & Dudley (SAD)	d	1355						1436		1446		1455						1536
Smethwick Galton Bridge (SGB)	d			1407		1417		1439					1506		1518			1539
Smethwick Rolfe Street (SMR)	d							1441										1541
Birmingham New Street (BHM)	a	1405		1415		1427	1429	1447		1455	1458	1505		1514		1528	1529	1547
Birmingham New Street (BHM)	d	1410	1413		1430	1436			1453		1504	1510	1513		1530	1539		1553
Adderley Park (ADD)	d		1418										1518					
Stechford (SCF)	d		1422										1522					
Lea Hall (LEH)	d		1425										1525					
Marston Green (MGN)	d		1428										1528					
Birmingham International (BHI)	a	1419	1431		1439	1451			1503		1513	1519	1531		1539	1552		1603
Birmingham International (BHI)	d	1420	1432		1440				1503		1514	1520	1532		1540			1603
Hampton-in-Arden (HIA)	d								1506									1606
Berkswell (BKW)	d								1511									1611
Tile Hill (THL)	d		1440						1515				1540					1615
Canley (CNL)	d								1518									1618
Coventry (COV)	d	1431	1445		1451				1525c		1524a	1531	1545		1551			1625c
Rugby (RUG)	a		1455		1502				1535				1555		1602			1635
Northampton (NMP)	a		1523						1558				1623					1658
Milton Keynes Central (MKC)	a	1458							1631			1558						1731
Watford Junction (WFJ)	a				1540s				1705						1640s			1805
London Euston (EUS)	a	1536			1559				1723						1659			1823






NOTES (see introductory pages for explanation of train operator codes and standard symbols)

- a Arrival time
d Departure time
s Stops to set down only
c Arrives 4 minutes earlier
B To Walsall, see table 69
D From Shrewsbury, see table 75
E From Manchester Piccadilly to Bournemouth, see table 50
F From Crewe, see table 76
G From Manchester Piccadilly to Reading, see table 50
H From Chester, see table 75
J From Preston, see table 65
K From Liverpool Lime Street, see table 76
L From Aberystwyth, see table 75
M From Lancaster, see table 65
N From Aberystwyth/Pwllheli, see table 75
P From Edinburgh, see table 65

Wolverhampton to Birmingham, Coventry and Rugby

Sundays

Operator Train ID Days of operation/Notes 1st Class/Reservations/Bus Catering facilities	LM 2G14 D	XC 1O22 E 1◇ ♣	VT 9M55 J 1R 1P	LM 1Y74 1	LM 1G28 K 1	VT 1B53 D 1R 1P	AW 1114 N 1	LM 2G72 F 1	LM 2A27 B 1	LM 1Y76 1	LM 2G16 D 1	XC 1O24 G 1◇ ♣	VT 9M56 P 1◇ 1P	LM 1Y78 1	LM 1G30 K 1	LM 2G74 F 1	VT 1B61 1R 1P	AW 1116 H 1
Wolverhampton (WVH)  d	1537	1542	1545		1556	1604	1609	1613	1622		1636	1642	1645		1656	1711		1720
Coseley (CSY) d									1627									
Tipton (TIP) d									1630									
Dudley Port (DDP) d									1632									
Sandwell & Dudley (SAD) d	1546		1555						1636		1644		1655					
Smethwick Galton Bridge (SGB)  d					1606		1619		1639						1706			1732
Smethwick Rolfe Street (SMR) d									1641									
Birmingham New Street (BHM)  a	1557	1558	1605		1614	1620	1629	1631	1647		1655	1658	1705		1714	1727		1740
Birmingham New Street (BHM)  d		1604	1610	1613		1630	1636			1653		1704	1710	1713				1730
Adderley Park (ADD) d				1618										1718				1745
Stechford (SCF) d				1622										1722				
Lea Hall (LEH) d				1625										1725				
Marston Green (MGN) d				1628										1728				
Birmingham International (BHI) a		1613	1619	1631		1639	1651			1703		1713	1719	1731				1739
Birmingham International (BHI) d		1614	1620	1632		1640				1706		1714	1720	1732				1757
Hampton-in-Arden (HIA) d										1706								1740
Berkswell (BKW) d										1711								1740
Tile Hill (THL) d				1640						1715				1740				1751
Canley (CNL) d										1718								1802
Coventry (COV) a		1624a	1631	1645		1651				1725c		1724a	1732	1745				1751
Rugby (RUG) d				1655		1702				1735				1755				1802
Northampton (NMP) a				1723						1758				1823				1859
Milton Keynes Central (MKC) a			1658							1831			1758					1859
Watford Junction (WFJ) a						1740s				1905								1840s
London Euston (EUS)  a			1735			1759				1923			1835					1859

Operator Train ID Days of operation/Notes 1st Class/Reservations/Bus Catering facilities	LM 2A29 B 1	LM 1Y80 1	LM 2G18 D 1	XC 1O26 E 1◇ ♣	VT 9M57 J 1R 1P	LM 1Y82 1	LM 1G32 K 1	VT 1B69 1R 1P	AW 1118 N 1	LM 2G76 F 1	LM 2A31 B 1	LM 2Y22 1	LM 2G20 D 1	XC 1O28 E 1◇ ♣	VT 9M47 P 1◇ 1P	LM 1Y98 1	LM 1G34 K 1	VT 1B77 1R 1P
Wolverhampton (WVH)  d	1722		1736	1742	1745		1757		1809	1814	1822		1834	1842	1845		1857	
Coseley (CSY) d	1727										1827							
Tipton (TIP) d	1730										1830							
Dudley Port (DDP) d	1732										1832							
Sandwell & Dudley (SAD) d	1736		1745		1756						1836		1844		1855			
Smethwick Galton Bridge (SGB)  d	1739						1807		1819		1839						1907	
Smethwick Rolfe Street (SMR) d	1741										1841							
Birmingham New Street (BHM)  a	1749		1756	1758	1805		1814		1829	1831	1847		1855	1859	1906		1914	
Birmingham New Street (BHM)  d		1753		1804	1810	1813		1830	1836			1853		1904	1910	1913		1930
Adderley Park (ADD) d						1818										1918		
Stechford (SCF) d						1822										1922		
Lea Hall (LEH) d						1825										1925		
Marston Green (MGN) d						1828										1928		
Birmingham International (BHI) a		1803		1813	1819	1831		1839	1847			1903		1913	1919	1931		1939
Birmingham International (BHI) d		1803		1814	1820	1832		1840				1903		1914	1920	1932		1940
Hampton-in-Arden (HIA) d		1806										1906						
Berkswell (BKW) d		1811										1911						
Tile Hill (THL) d		1815				1840						1915				1940		
Canley (CNL) d		1818										1918						
Coventry (COV) a		1825c		1824a	1832	1845		1851				1921		1925a	1931	1945		1951
Rugby (RUG) d		1835			1842	1855						1933				1955		2002
Northampton (NMP) a		1856				1926						1954				2023		
Milton Keynes Central (MKC) a		1912			1902							2011			1958			
Watford Junction (WFJ) a		1942						1938s				2052						2041s
London Euston (EUS)  a		2000			1939			1957				2113			2035			2059

NOTES (see introductory pages for explanation of train operator codes and standard symbols)

- a Arrival time
- d Departure time
- s Stops to set down only
- c Arrives 4 minutes earlier
- B To Walsall, see table 69
- D From Shrewsbury, see table 75
- E From Manchester Piccadilly to Bournemouth, see table 50
- F From Crewe, see table 76
- G From Manchester Piccadilly to Reading, see table 50
- H From Chester, see table 75
- J From Preston, see table 65
- K From Liverpool Lime Street, see table 76
- N From Aberystwyth/Pwllheli, see table 75
- P From Edinburgh, see table 65

Wolverhampton to Birmingham, Coventry and Rugby

Sundays

Operator Train ID Days of operation/Notes 1st Class/Reservations/Bus Catering facilities	AW 1120 H	LM 2G78 F	LM 2A33 B	LM 1N84	LM 2G22 D	XC 1030 Q	VT 9M59 J	LM 1W60	LM 1G60 K	VT 1B83	AW 1122 N	LM 2G80 F	LM 2A35 B	LM 1N88	VT 9M60 P	LM 2G24 D	XC 1V89 G	LM 2Y28	
Wolverhampton (WVH)		1909	1914	1922		1937	1942	1945		1955		2008	2014	2022		2034	2038	2043	
Coseley (CSY)				1927															
Tipton (TIP)				1930															
Dudley Port (DDP)				1932															
Sandwell & Dudley (SAD)				1936		1945		1955									2047		
Smethwick Galton Bridge (SGB)		1919		1939					2004			2019							
Smethwick Rolfe Street (SMR)				1941															
Birmingham New Street (BHM)		1929	1931	1947		1954	1958	2005		2014		2029	2031	2047		2051	2056	2059	
Birmingham New Street (BHM)		1939			1953		2004	2010		2013	2030	2036			2050			2104	2113
Adderley Park (ADD)										2018									2118
Stechford (SCF)										2022									2121
Lea Hall (LEH)										2025									2124
Marston Green (MGN)										2028					2058				2128
Birmingham International (BHI)		1951			2002		2013	2019	2031		2039	2049			2101			2113	2131
Birmingham International (BHI)					2003		2014	2020	2032		2040				2102			2114	2131
Hampton-in-Arden (HIA)					2006										2105				
Berkswell (BKW)					2011										2110				
Tile Hill (THL)					2014				2040						2113				2139
Canley (CNL)					2018										2117				
Coventry (COV)					2021		2024a	2031	2045		2052				2120			2124a	2144
Rugby (RUG)					2031				2055		2103				2134				2154
Northampton (NMP)					2054				2121						2203				2217
Milton Keynes Central (MKC)								2059			2126								2240
Watford Junction (WFJ)											2203s								2322
London Euston (EUS)								2148			2224								2343






Operator Train ID Days of operation/Notes 1st Class/Reservations/Bus Catering facilities	LM 1G82 K	LM 2G82 F	VT 1B86	AW 1124 H	LM 2A37 B	LM 1N90	AW 1126 R	LM 2G26 D	LM 2Y30	LM 1G64 K	VT 1B89	AW 1128 L	XC 1G91 S	LM 2Y55 T	LM 2A39 B	VT 1B90	VT 9M62 P	LM 2G28 D	
Wolverhampton (WVH)		2056	2101	2106	2112	2122		2133	2136		2155	2205	2211	2220		2224	2235	2237	2247
Coseley (CSY)					2127											2229			
Tipton (TIP)					2130											2232			
Dudley Port (DDP)					2132											2234			
Sandwell & Dudley (SAD)				2117	2136			2146			2216					2238	2247		2256
Smethwick Galton Bridge (SGB)		2106			2123	2139		2143		2205		2222				2241			
Smethwick Rolfe Street (SMR)					2141											2243			
Birmingham New Street (BHM)		2116	2119	2126	2133	2147		2152	2155		2215	2224	2232	2236		2249	2257	2300	2305
Birmingham New Street (BHM)				2130	2139		2153	2203		2210		2230	2239			2248		2300	
Adderley Park (ADD)										2215						2253			
Stechford (SCF)										2218						2256			
Lea Hall (LEH)										2221						2259			
Marston Green (MGN)							2201			2225						2303			
Birmingham International (BHI)				2139	2151		2204	2216		2228		2239	2254			2306		2311	
Birmingham International (BHI)				2140			2205			2228		2240				2306		2312	
Hampton-in-Arden (HIA)							2209			2231									
Berkswell (BKW)							2214			2236									
Tile Hill (THL)							2217			2240									
Canley (CNL)							2221			2243									
Coventry (COV)				2151			2226			2247		2251			2317			2323	
Rugby (RUG)				2202			2236			2257		2302			2327			2334	
Northampton (NMP)							2304			2318					2351			2356s	
Milton Keynes Central (MKC)				2235						2342		2336						0015s	
Watford Junction (WFJ)				2305s						0024		0006s						0045s	
London Euston (EUS)				2323						0045		0028						0103	

NOTES (see introductory pages for explanation of train operator codes and standard symbols)

- a Arrival time
- d Departure time
- s Stops to set down only
- B To Walsall, see table 69
- D From Shrewsbury, see table 75
- F From Crewe, see table 76
- G From Manchester Piccadilly to Reading, see table 50
- H From Chester, see table 75
- J From Preston, see table 65
- K From Liverpool Lime Street, see table 76
- L From Aberystwyth, see table 75
- N From Aberystwyth/Pwllheli, see table 75
- P From Edinburgh, see table 65
- Q From Manchester Piccadilly to Southampton, see table 50
- R From Holyhead, see table 75
- S From Manchester Piccadilly, see table 76
- T From Rugeley Trent Valley, see table 69

Wolverhampton to Birmingham, Coventry and Rugby

Sundays

Operator Train ID Days of operation/Notes 1st Class/Reservations/Bus	LM	LM	LM	XC
	2C57 1	1G80 K 1	2A41 B 1	1G92 S 1◇
Wolverhampton (WVH)  7 d		2259	2304	2320
Coseley (CSY) d			2309	
Tipton (TIP) d			2312	
Dudley Port (DDP) d			2314	
Sandwell & Dudley (SAD) d			2318	
Smethwick Galton Bridge (SGB)  7 d		2309	2321	
Smethwick Rolfe Street (SMR) d			2323	
Birmingham New Street (BHM)  12 a		2317	2329	2336
Birmingham New Street (BHM)  12 d	2314			
Adderley Park (ADD) d	2318			
Stechford (SCF) d	2322			
Lea Hall (LEH) d	2324			
Marston Green (MGN) d	2327			
Birmingham International (BHI) a	2330			
Birmingham International (BHI) d	2331			
Hampton-in-Arden (HIA) d	2334			
Berkswell (BKW) d	2339			
Tile Hill (THL) d	2342			
Canley (CNL) d	2345			
Coventry (COV) d	2349a			
Rugby (RUG) a				
Northampton (NMP) a				
Milton Keynes Central (MKC) a				
Watford Junction (WFJ) a				
London Euston (EUS)  15 a				

NOTES (see introductory pages for explanation of train operator codes and standard symbols)

- a Arrival time
- d Departure time
- B To Walsall, see table 69
- K From Liverpool Lime Street, see table 76
- S From Manchester Piccadilly, see table 76